

COMPSTAT REPORT



CRIME STATISTICS – COUNTYWIDE

Period 23.05: May 07, 2023 – June 03, 2023

Sheriff Michael J. Chitwood

Chief Deputy Brian Henderson

COMPSTAT STATISTICAL CRIME COMPARISON TO PREVIOUS 28 DAY PERIODS

COUNTYWIDE	2/12/2023	5/7/2023		3/12/2023	5/7/2023		4/9/2023	5/7/2023		3 Periods
Volusia County Sheriff's Office	3/11/2023	6/3/2023		4/8/2023	6/3/2023		5/6/2023	6/3/2023		Average %
VCSO Offense Data	Current - 3	Current (28d)	% Change	Current - 2	Current (28d)	% Change	Current - 1	Current (28d)	% Change	Change
Homicides	0	0	0%	0	0	0%	0	<u>0</u>	0%	0%
Auto Thefts	10	19	90%	13	19	46%	14	<u>19</u>	36%	57%
Total Burglaries	23	24	4%	19	24	26%	4	24	500%	177%
Residence	19	21	11%	14	21	50%	4	<u>21</u>	425%	162%
Non Residence	4	3	-25%	5	3	-40%	0	<u>3</u>	N/A	-22%
Total Larcenies	60	70	17%	64	70	9%	54	70	30%	19%
Larcenies	33	34	3%	29	34	17%	27	<u>34</u>	26%	15%
Larceny Carbreak	8	20	150%	13	20	54%	10	<u>20</u>	100%	101%
Larceny Shoplifting	17	15	-12%	16	15	-6%	14	<u>15</u>	7%	-4%
Larceny Bicycle	2	1	-50%	6	1	-83%	3	<u>1</u>	-67%	-67%
Total Robberies	12	16	33%	11	16	45%	9	16	78%	52%
Armed	5	2	-60%	2	2	0%	2	<u>2</u>	0%	-20%
Strongarmed	7	14	100%	9	14	56%	7	<u>14</u>	100%	85%
Total Agg. Assaults/Bat.	39	47	21%	54	47	-13%	43	47	9%	6%
Agg. Assaults/Batteries	15	33	120%	30	33	10%	24	<u>33</u>	38%	56%
Agg. Domestic Assault/Batteries	24	14	-42%	24	14	-42%	19	<u>14</u>	-26%	-37%
Person Shot	3	1	-67%	0	1	N/A	0	<u>1</u>	N/A	-22%
Total Sexual Bat.	13	6	-54%	4	6	50%	4	6	50%	15%
Sexual Battery	2	2	0%	0	2	N/A	1	<u>2</u>	100%	33%
Sexual Battery Child	11	4	-64%	4	4	0%	3	<u>4</u>	33%	-10%
Total Part One Crimes	157	182	16%	165	182	10%	128	182	42%	23%
Part One Property Crimes	93	113	22%	96	113	18%	72	<u>113</u>	57%	32%
Part One Person Crimes	64	69	8%	69	69	0%	56	<u>69</u>	23%	10%
Total Calls For Service	9,011	8,874	-2%	8,156	8,874	9%	8,073	8,874	10%	6%
Firearm Offenses	11	9	-18%	13	9	-31%	6	<u>9</u>	50%	0%
All Domestic Violence Cases	135	120	-11%	103	120	17%	112	<u>120</u>	7%	4%

January 1, 2023 through June 3, 2023 compared to the same periods in 2021 and 2022

Volusia County Sheriff's Office	YTD	YTD	2021-2022	YTD	YTD	2022-2023	YTD	YTD	2021-2023
COUNTYWIDE	2021	2022	% Change	2022	2023	%Change	2021	2023	%Change
Homicides	7	2	-71%	2	0	-100%	7	<u>0</u>	-100%
Auto Thefts	65	68	5%	68	72	6%	65	<u>72</u>	11%
Total Burglaries	94	101	7%	101	90	-11%	94	90	-4%
Residence	80	89	11%	89	71	-20%	80	<u>71</u>	-11%
Non Residence	14	12	-14%	12	19	58%	14	<u>19</u>	36%
Total Larcenies	431	406	-6%	406	365	-10%	431	365	-15%
Larcenies	220	233	6%	233	184	-21%	220	<u>184</u>	-16%
Larceny Carbreak	103	76	-26%	76	75	-1%	103	<u>75</u>	-27%
Larceny Shoplifting	94	80	-15%	80	89	11%	94	<u>89</u>	-5%
Larceny Bicycle	14	17	21%	17	17	0%	14	<u>17</u>	21%
Total Robberies	64	53	-17%	53	64	21%	64	64	0%
Armed	5	11	120%	11	15	36%	5	<u>15</u>	200%
Strongarmed	59	42	-29%	42	49	17%	59	<u>49</u>	-17%
Total Agg. Assaults/Bat.	188	197	5%	197	249	26%	188	249	32%
Agg. Assaults/Batteries	92	83	-10%	83	128	54%	92	<u>128</u>	39%
Agg. Domestic Assault/Batteries	96	114	19%	114	121	6%	96	<u>121</u>	26%
Person Shot	2	12	500%	12	3	-75%	2	<u>3</u>	50%
Total Sexual Bat.	34	49	44%	49	39	-20%	34	39	15%
Sexual Battery	10	9	-10%	9	6	-33%	10	<u>6</u>	-40%
Sexual Battery Child	24	40	67%	40	33	-18%	24	<u>33</u>	38%
Total Part One Crimes	883	876	-1%	876	879	0%	883	879	0%
Part One Property Crimes	590	575	-3%	575	527	-8%	590	<u>527</u>	-11%
Part One Person Crimes	293	301	3%	301	352	17%	293	<u>352</u>	20%
Total Calls For Service	45,385	45,029	-1%	45,029	46,349	3%	45,385	46,349	2%
Firearm Offenses	63	44	-30%	44	56	27%	63	<u>56</u>	-11%
All Domestic Violence Cases	552	591	7%	591	631	7%	552	<u>631</u>	14%

NOTE: This Crime data is preliminary and subject to reclassification upon further investigation. The data above reflects the total number of offenses, it does not indicate the total number of incidents. There were incidents that did not code into either district. These are included in the Countywide Total. N/A = Not Applicable

Last UCR build date: 6/6/2023 12:13:00 AM

Volusia County Sheriff's Office	4/9/2023	5/7/2023	Percent	5/7/2022	5/7/2023	Percent
Arrest Data	5/6/2023	6/3/2023	Change	6/3/2022	6/3/2023	Change
Homicides	0	0	0%	2	<u>0</u>	-100%
Auto Thefts	6	6	0%	5	<u>6</u>	20%
Total Burglaries	11	15	36%	12	15	25%
Residence	3	8	167%	8	<u>8</u>	0%
Non Residence	8	7	-13%	4	<u>7</u>	75%
Total Larcenies	32	36	13%	22	36	64%
Larcenies	19	19	0%	11	<u>19</u>	73%
Larceny Carbreak	0	4	N/A	1	<u>4</u>	300%
Larceny Shoplifting	13	13	0%	8	<u>13</u>	63%
Larceny Bicycle	0	0	0%	2	<u>0</u>	-100%
Total Robberies	4	3	-25%	4	3	-25%
Armed	0	0	0%	0	<u>0</u>	0%
Strongarmed	4	3	-25%	4	<u>3</u>	-25%
Total Agg. Assaults/Batteries	39	38	-3%	21	38	81%
Agg. Assaults/Batteries	39	37	-5%	21	<u>37</u>	76%
Agg. Domestic/Batteries	0	1	N/A	0	<u>1</u>	N/A
Total Sexual Batteries	0	1	N/A	3	1	-67%
Sexual Battery	0	0	0%	0	<u>0</u>	0%
Sexual Battery Child	0	1	N/A	3	<u>1</u>	-67%
Total Part 1 Arrests	92	99	8%	68	99	46%
Non-Violent Crime Arrests	49	57	16%	39	57	46%
Violent Crime Arrests	43	42	-2%	29	42	45%
Prostitution	0	0	0%	1	<u>0</u>	-100%
Narcotics	103	94	-9%	91	<u>94</u>	3%
Miscellaneous	429	381	-11%	326	<u>381</u>	17%
Total Arrests	625	574	-8%	487	574	18%
	CompStat	CompStat 5		LY CompStat 5	CompStat 5	

NOTE: This data is to be used internally for Volusia County Sheriff's Office use only. This Crime data is Preliminary and subject to reclassification upon further Investigation. **There were arrest that did not code into either district. These are included in the CityWide Total.** N/A = Not Applicable

January 1, 2023 through June 3, 2023 compared to the same periods in 2021 and 2022

VCSO Countywide Clearances	YTD 2021					YTD 2022					YTD 2023				
	Offense	Clrs	% Clr	Adult	Juv	Offense	Clrs	% Clr	Adult	Juv	Offense	Clrs	% Clr	Adult	Juv
Homicides	7	6	86%	5	1	2	2	100%	2	0	0	0	0%	0	0
Auto Thefts	65	32	49%	27	5	68	34	50%	26	8	72	34	47%	22	12
Total Burglaries	94	51	54%	49	2	101	44	44%	38	6	90	52	58%	49	3
Residence	80	44	55%	42	2	89	39	44%	36	3	71	43	61%	41	2
Non Residence	14	7	50%	7	0	12	5	42%	2	3	19	9	47%	8	1
Total Larcenies	431	170	39%	156	14	406	141	35%	123	18	365	164	45%	139	25
Larcenies	220	56	25%	55	1	233	66	28%	58	8	184	65	35%	56	9
Larceny Carbreak	103	33	32%	24	9	76	22	29%	15	7	75	27	36%	16	11
Larceny Shoplifting	94	74	79%	71	3	80	48	60%	46	2	89	68	76%	64	4
Larceny Bicycle	14	7	50%	6	1	17	5	29%	4	1	17	4	24%	3	1
Total Robberies	64	64	100%	57	7	53	50	94%	46	4	64	58	91%	52	6
Armed	5	5	100%	5	0	11	10	91%	9	1	15	15	100%	14	1
Strongarmed	59	59	100%	52	7	42	40	95%	37	3	49	43	88%	38	5
Total Agg. Assaults/Bat.	188	148	79%	136	12	197	150	76%	135	15	249	195	78%	163	32
Agg. Assaults/Batteries	92	61	66%	53	8	83	56	67%	46	10	128	87	68%	69	18
Agg. Domestic Assault/Batteries	96	87	91%	83	4	114	94	82%	89	5	121	108	89%	94	14
Person Shot	2	2	100%	2	0	14	8	57%	5	3	4	2	50%	2	0
Total Sexual Bat.	36	23	64%	18	5	51	32	63%	27	5	39	28	72%	21	7
Sexual Battery	11	4	36%	4	0	10	8	80%	8	0	6	2	33%	2	0
Sexual Battery Child	25	19	76%	14	5	41	24	59%	19	5	33	26	79%	19	7
Total Part One Crimes	883	494	56%	452	46	876	452	52%	396	56	879	531	60%	446	85
Part One Property Crimes	590	253	43%	232	21	575	219	38%	187	32	527	250	47%	210	40
Part One Person Crimes	293	241	82%	220	25	301	233	77%	209	24	352	281	80%	236	45

NOTE: This Crime data is preliminary and subject to reclassification upon further investigation. The data above reflects the total number of offenses, it does not indicate the total number of incidents.

Last UCR build date: 6/6/2023 12:13:00 AM

COMPSTAT REPORT

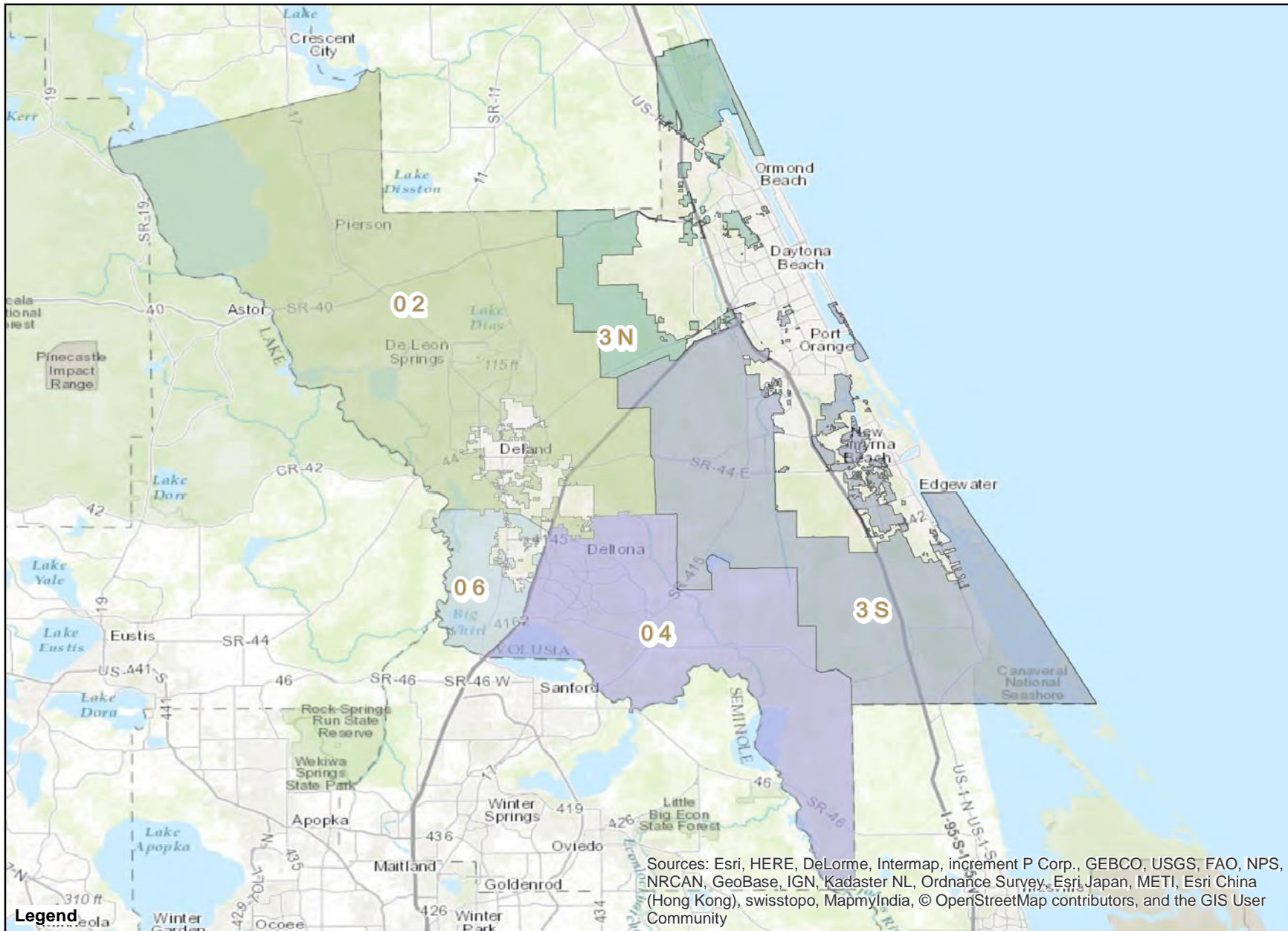


WEST VOLUSIA

Period 23.05: May 07, 2023 – June 03, 2023

Sheriff Michael J. Chitwood
Chief Deputy Brian Henderson

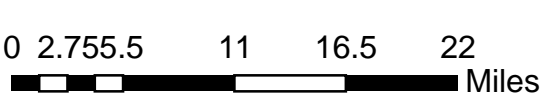
Volusia Sheriff's Office Districts



Sources: Esri, HERE, DeLorme, Intermap, increment P Corp., GEBCO, USGS, FAO, NPS, NRCAN, GeoBase, IGN, Kadaster NL, Ordnance Survey, Esri Japan, METI, Esri China (Hong Kong), swisstopo, MapmyIndia, © OpenStreetMap contributors, and the GIS User Community



Prepared by: Patrick Harding
 Crime Intelligence Analyst
 Volusia Sheriff's Office
 Printed On: 5/10/2017



This is not a legal document. Due to address incompatibilities, some incidents may not be represented and the information on this map should not be viewed as the legal representation of property boundaries, roads, facilities, etc.

COMPSTAT REPORT



CRIME STATISTICS – DISTRICT 4

Period 23.05: May 07, 2023 – June 03, 2023

Captain Eric Powers

COMPSTAT STATISTICAL CRIME COMPARISON TO PREVIOUS 28 DAY PERIODS

District 4	2/12/2023	5/7/2023		3/12/2023	5/7/2023		4/9/2023	5/7/2023		3 Periods
Volusia County Sheriff's Office	3/11/2023	6/3/2023		4/8/2023	6/3/2023		5/6/2023	6/3/2023		Average %
VCSO Offense Data	Current - 3	Current (28d)	% Change	Current - 2	Current (28d)	% Change	Current - 1	Current (28d)	% Change	Change
Homicides	0	0	0%	0	0	0%	0	<u>0</u>	0%	0%
Auto Thefts	4	6	50%	6	6	0%	2	<u>6</u>	200%	83%
Total Burglaries	8	8	0%	7	8	14%	1	8	700%	238%
Residence	7	7	0%	4	7	75%	1	<u>7</u>	600%	225%
Non Residence	1	1	0%	3	1	-67%	0	<u>1</u>	N/A	-22%
Total Larcenies	21	24	14%	26	24	-8%	23	24	4%	4%
Larcenies	7	7	0%	8	7	-13%	7	<u>7</u>	0%	-4%
Larceny Carbreak	1	10	900%	7	10	43%	6	<u>10</u>	67%	337%
Larceny Shoplifting	13	7	-46%	11	7	-36%	10	<u>7</u>	-30%	-38%
Larceny Bicycle	0	0	0%	0	0	0%	0	<u>0</u>	0%	0%
Total Robberies	5	5	0%	8	5	-38%	2	5	150%	38%
Armed	2	1	-50%	1	1	0%	0	<u>1</u>	N/A	-17%
Strongarmed	3	4	33%	7	4	-43%	2	<u>4</u>	100%	30%
Total Agg. Assaults/Bat.	20	30	50%	22	30	36%	17	30	76%	54%
Agg. Assaults/Batteries	7	23	229%	8	23	188%	11	<u>23</u>	109%	175%
Agg. Domestic Assault/Batteries	13	7	-46%	14	7	-50%	6	<u>7</u>	17%	-26%
Person Shot	2	0	-100%	0	0	0%	0	<u>0</u>	0%	-33%
Total Sexual Bat.	8	4	-50%	0	4	N/A	1	4	300%	83%
Sexual Battery	0	1	N/A	0	1	N/A	0	<u>1</u>	N/A	0%
Sexual Battery Child	8	3	-63%	0	3	N/A	1	<u>3</u>	200%	46%
Total Part One Crimes	66	77	17%	69	77	12%	46	77	67%	32%
Part One Property Crimes	33	38	15%	39	38	-3%	26	<u>38</u>	46%	20%
Part One Person Crimes	33	39	18%	30	39	30%	20	<u>39</u>	95%	48%
Total Calls For Service	2,532	2,378	-6%	2,342	2,378	2%	2,255	2,378	5%	0%
Firearm Offenses	6	6	0%	3	6	100%	6	<u>6</u>	0%	33%
All Domestic Violence Cases	56	48	-14%	45	48	7%	41	<u>48</u>	17%	3%

NOTE: This Crime data is preliminary and subject to reclassification upon further investigation. The data above reflects the total number of offenses, it does not indicate the total number of incidents. N/A = Not Applicable

Last UCR build date: 6/6/2023 12:13:00 AM

January 1, 2023 through June 3, 2023 compared to the same periods in 2021 and 2022

Volusia County Sheriff's Office	YTD	YTD	2021-2022	YTD	YTD	2022-2023	YTD	YTD	2021-2023	% OF
District 4	2021	2022	% Change	2022	2023	%Change	2021	2023	%Change	COUNTYWIDE
Homicides	3	0	-100%	0	0	0%	3	<u>0</u>	-100%	0%
Auto Thefts	19	21	11%	21	21	0%	19	<u>21</u>	11%	29%
Total Burglaries	29	38	31%	38	27	-29%	29	27	-7%	30%
Residence	25	31	24%	31	21	-32%	25	<u>21</u>	-16%	30%
Non Residence	4	7	75%	7	6	-14%	4	<u>6</u>	50%	32%
Total Larcenies	189	173	-8%	173	148	-14%	189	148	-22%	41%
Larcenies	64	89	39%	89	46	-48%	64	<u>46</u>	-28%	25%
Larceny Carbreak	42	29	-31%	29	38	31%	42	<u>38</u>	-10%	51%
Larceny Shoplifting	78	47	-40%	47	62	32%	78	<u>62</u>	-21%	70%
Larceny Bicycle	5	8	60%	8	2	-75%	5	<u>2</u>	-60%	12%
Total Robberies	25	17	-32%	17	30	76%	25	30	20%	47%
Armed	0	4	N/A	4	6	50%	0	<u>6</u>	N/A	40%
Strongarmed	25	13	-48%	13	24	85%	25	<u>24</u>	-4%	49%
Total Agg. Assaults/Bat.	78	90	15%	90	126	40%	78	126	62%	N/A
Agg. Assaults/Batteries	43	38	-12%	38	68	79%	43	<u>68</u>	58%	53%
Agg. Domestic Assault/Batteries	35	52	49%	52	58	12%	35	<u>58</u>	66%	48%
Person Shot	1	5	400%	5	1	-80%	1	<u>1</u>	0%	25%
Total Sexual Bat.	12	19	58%	19	18	-5%	12	18	50%	46%
Sexual Battery	3	3	0%	3	1	-67%	3	<u>1</u>	-67%	17%
Sexual Battery Child	9	16	78%	16	17	6%	9	<u>17</u>	89%	52%
Total Part One Crimes	355	358	1%	358	370	3%	355	370	4%	45%
Part One Property Crimes	237	232	-2%	232	196	-16%	237	<u>196</u>	-17%	37%
Part One Person Crimes	118	126	7%	126	174	38%	118	<u>174</u>	47%	49%
Total Calls For Service	13,858	13,502	-3%	13,502	13,016	-4%	13,858	13,016	-6%	28%
Firearm Offenses	33	14	-58%	14	33	136%	33	<u>33</u>	0%	59%
All Domestic Violence Cases	230	234	2%	234	265	13%	230	<u>265</u>	15%	42%

NOTE: This Crime data is preliminary and subject to reclassification upon further investigation. The data above reflects the total number of offenses, it does not indicate the total number of incidents. There were incidents that did not code into either district. These are included in the Countywide Total. N/A = Not Applicable

Last UCR build date: 6/6/2023 12:13:00 AM

January 1, 2023 through June 3, 2023 compared to the same periods in 2021 and 2022

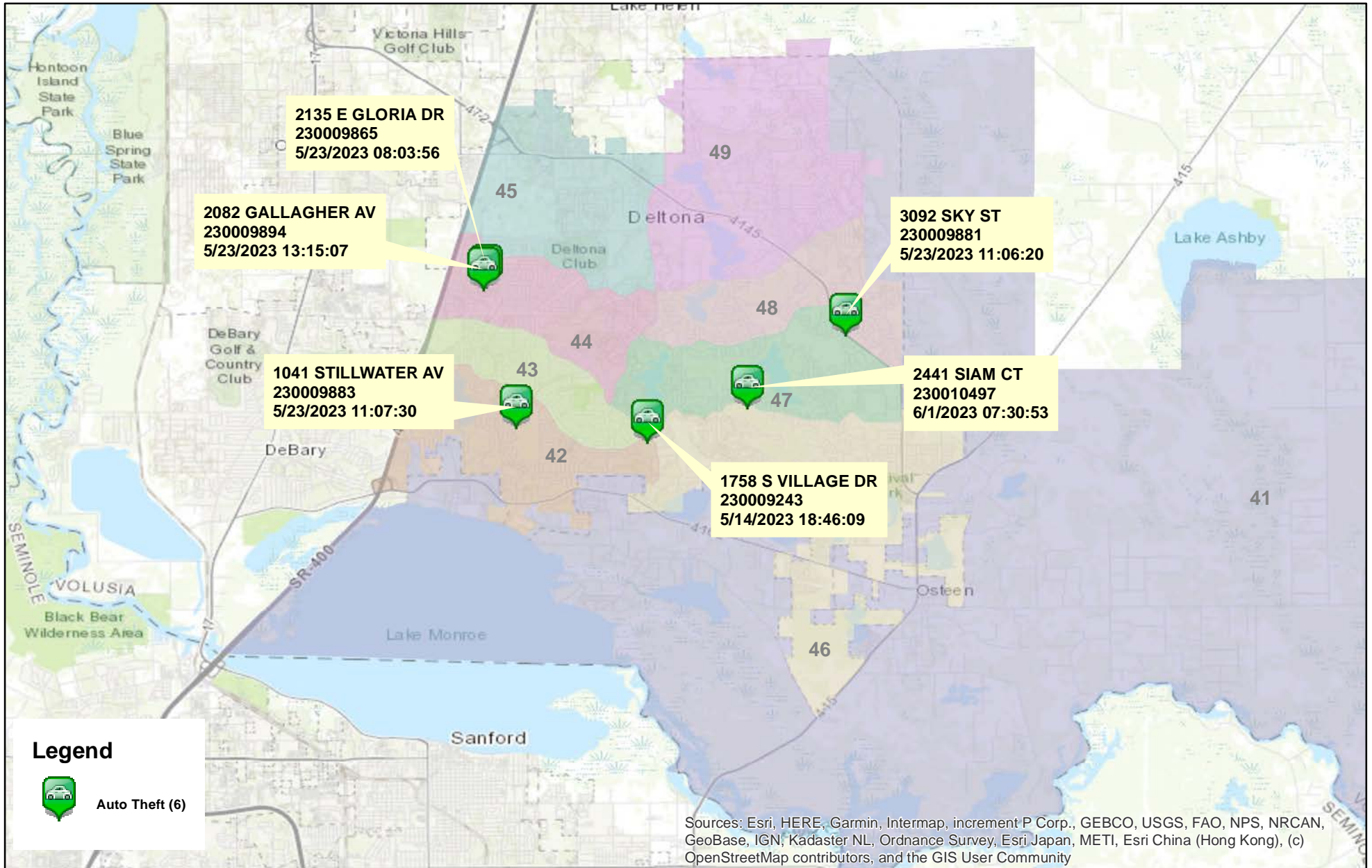
Volusia County Sheriff's Office District 4 Clearances	YTD 2021					YTD 2022					YTD 2023				
	Offense	Clrs	% Clr	Adult	Juv	Offense	Clrs	% Clr	Adult	Juv	Offense	Clrs	% Clr	Adult	Juv
Homicides	3	2	67%	1	1	0	0	0%	0	0	0	<u>0</u>	0%	0	0
Auto Thefts	19	9	47%	4	5	21	12	57%	9	3	21	<u>8</u>	38%	3	5
Total Burglaries	29	16	55%	16	0	38	16	42%	13	3	27	16	59%	15	1
Residence	25	15	60%	15	0	31	13	42%	12	1	21	<u>14</u>	67%	13	1
Non Residence	4	1	25%	1	0	7	3	43%	1	2	6	<u>2</u>	33%	2	0
Total Larcenies	189	89	47%	80	9	173	64	37%	52	12	148	76	51%	59	17
Larcenies	64	13	20%	13	0	89	21	24%	15	6	46	<u>18</u>	39%	12	6
Larceny Carbreak	42	10	24%	3	7	29	12	41%	7	5	38	<u>14</u>	37%	6	8
Larceny Shoplifting	78	63	81%	61	2	47	30	64%	29	1	62	<u>44</u>	71%	41	3
Larceny Bicycle	5	3	60%	3	0	8	1	13%	1	0	2	<u>0</u>	0%	0	0
Total Robberies	25	25	100%	20	5	17	15	88%	11	4	30	29	97%	26	3
Armed	0	0	0%	0	0	4	3	75%	2	1	6	<u>7</u>	117%	6	1
Strongarmed	25	25	100%	20	5	13	12	92%	9	3	24	<u>22</u>	92%	20	2
Total Agg. Assaults/Bat.	78	48	62%	41	7	90	66	73%	56	10	126	104	83%	81	23
Agg. Assaults/Batteries	43	18	42%	15	3	38	27	71%	19	8	68	<u>50</u>	74%	36	14
Agg. Domestic Assault/Batteries	35	30	86%	26	4	52	39	75%	37	2	58	<u>54</u>	93%	45	9
Person Shot	1	1	100%	1	0	5	5	100%	3	2	2	<u>1</u>	50%	1	0
Total Sexual Bat.	12	11	92%	10	1	19	12	63%	9	3	18	10	56%	6	4
Sexual Battery	3	1	33%	1	0	3	3	100%	3	0	1	<u>1</u>	100%	1	0
Sexual Battery Child	9	10	111%	9	1	16	9	56%	6	3	17	<u>9</u>	53%	5	4
Total Part One Crimes	355	200	56%	172	28	358	185	52%	150	35	370	243	66%	190	53
Part One Property Crimes	237	114	48%	100	14	232	92	40%	74	18	196	<u>100</u>	51%	77	23
Part One Person Crimes	118	86	73%	72	14	126	93	74%	76	17	174	<u>143</u>	82%	113	30

NOTE: This Crime data is preliminary and subject to reclassification upon further investigation. The data above reflects the total number of offenses, it does not indicate the total number of incidents.

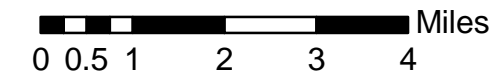
Last UCR build date: 6/6/2023 12:13:00 AM

District 4 Auto Thefts

05/07/2023 thru 06/03/2023



Prepared by: VC Crime Center
 Crime Intelligence Analyst
 Volusia Sheriff's Office
 Printed On: 6/6/2023



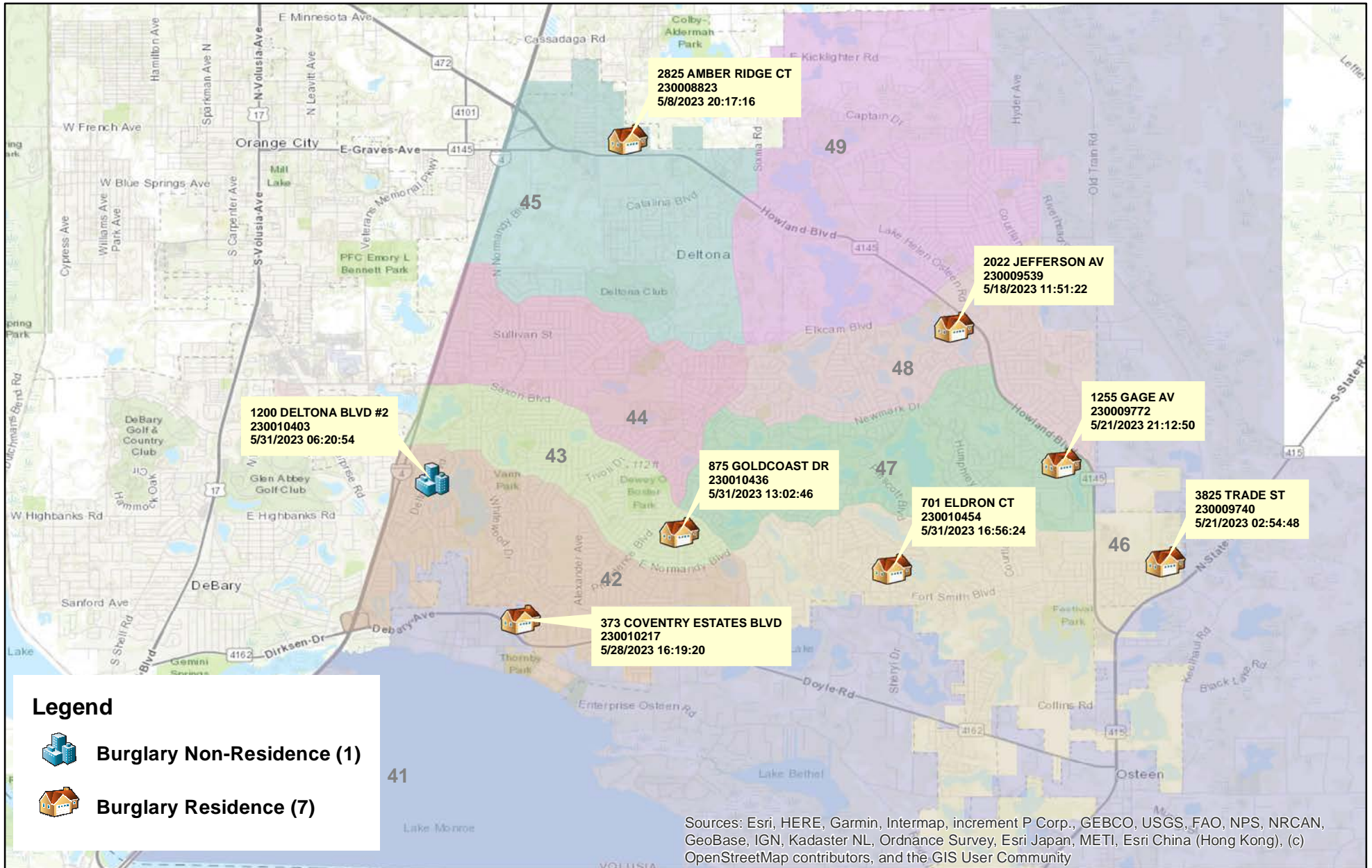
* Map reflects total number of Incidents and not total number of victims



This is not a legal document. due to address incompatibilities, some incidents may not be represented and the information on this map should not be viewed as the legal representation of property boundaries, roads, facilities. etc.

District 4 Burglaries

05/07/2023 thru 06/03/2023



Prepared by: VC Crime Center
 Crime Intelligence Analyst
 Volusia Sheriff's Office
 Printed On: 6/6/2023

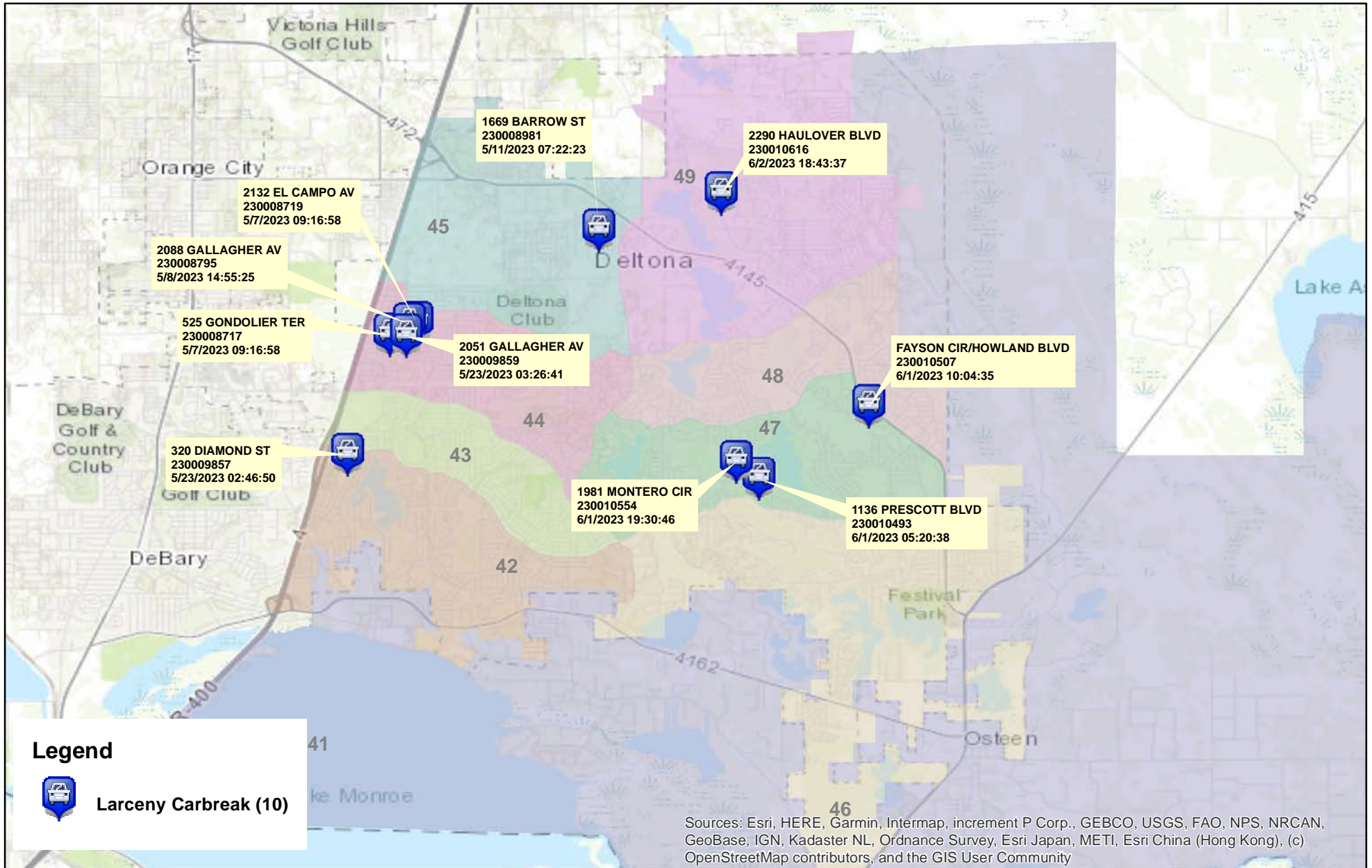


* Map reflects total number of Incidents and not total number of victims



This is not a legal document. due to address incompatibilities, some incidents may not be represented and the information on this map should not be viewed as the legal representation of property boundaries, roads, facilities. etc.

District 4 Larceny Carbreaks 05/07/2023 thru 06/03/2023



Prepared by: VC Crime Center
 Crime Intelligence Analyst
 Volusia Sheriff's Office
 Printed On: 6/6/2023



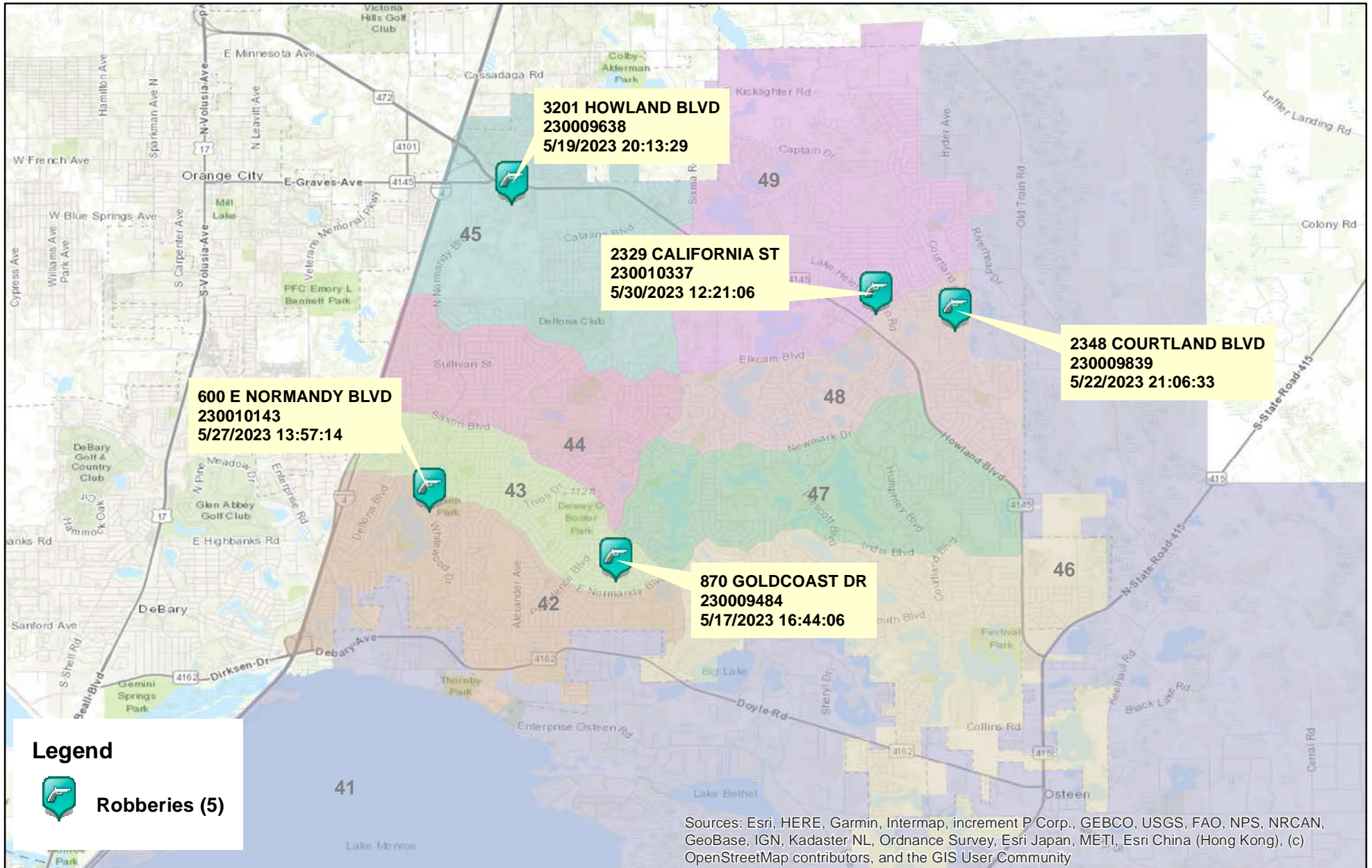
* Map reflects total number of Incidents and not total number of victims



This is not a legal document. due to address incompatibilities, some incidents may not be represented and the information on this map should not be viewed as the legal representation of property boundaries, roads, facilities. etc.

District 4 Robberies

05/07/2023 thru 06/03/2023



Prepared by: VC Crime Center
 Crime Intelligence Analyst
 Volusia Sheriff's Office
 Printed On: 6/6/2023



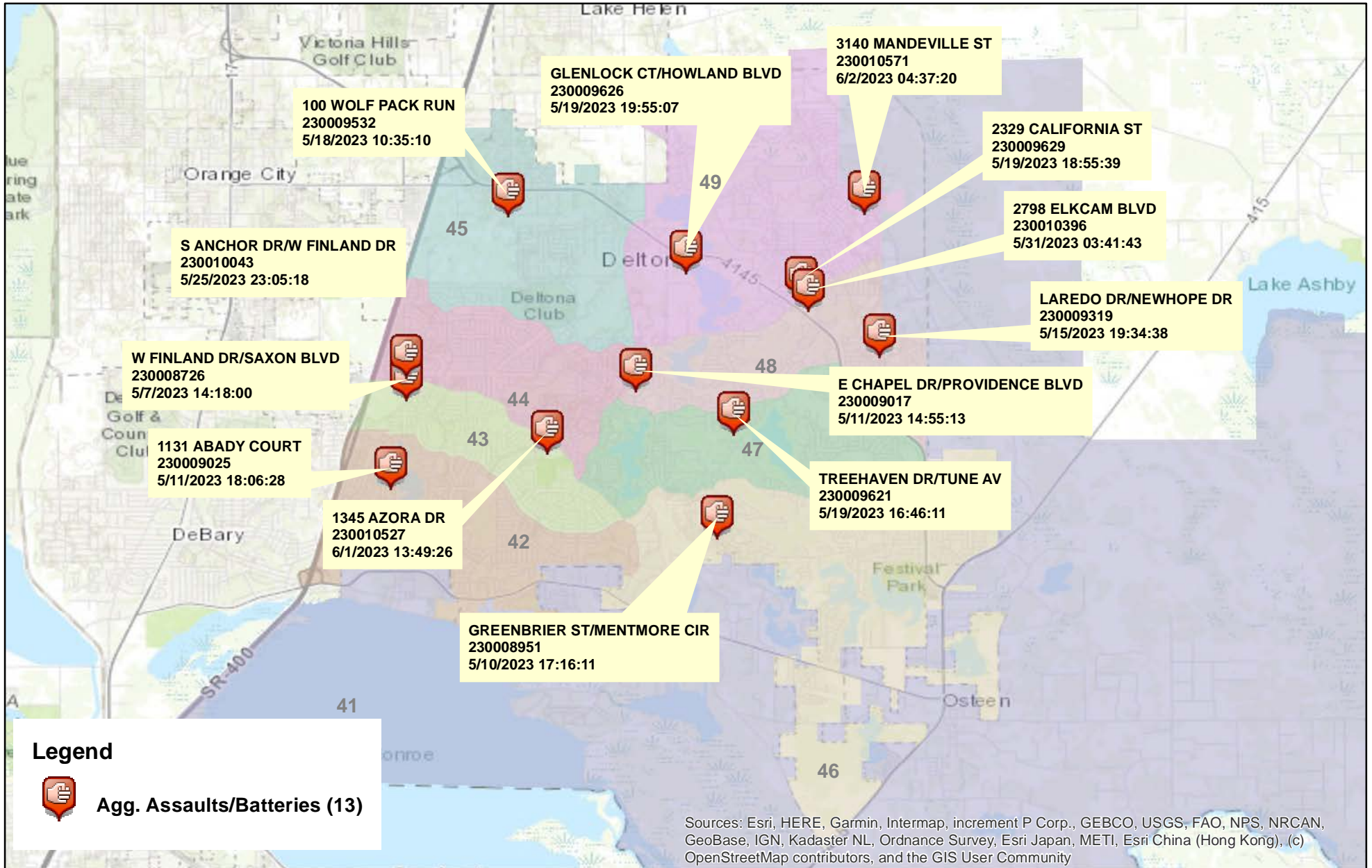
* Map reflects total number of Incidents and not total number of victims



This is not a legal document. due to address incompatibilities, some incidents may not be represented and the information on this map should not be viewed as the legal representation of property boundaries, roads, facilities. etc.

District 4 Aggravated Assaults and Batteries

05/07/2023 thru 06/03/2023



Prepared by: VC Crime Center
 Crime Intelligence Analyst
 Volusia Sheriff's Office
 Printed On: 6/6/2023

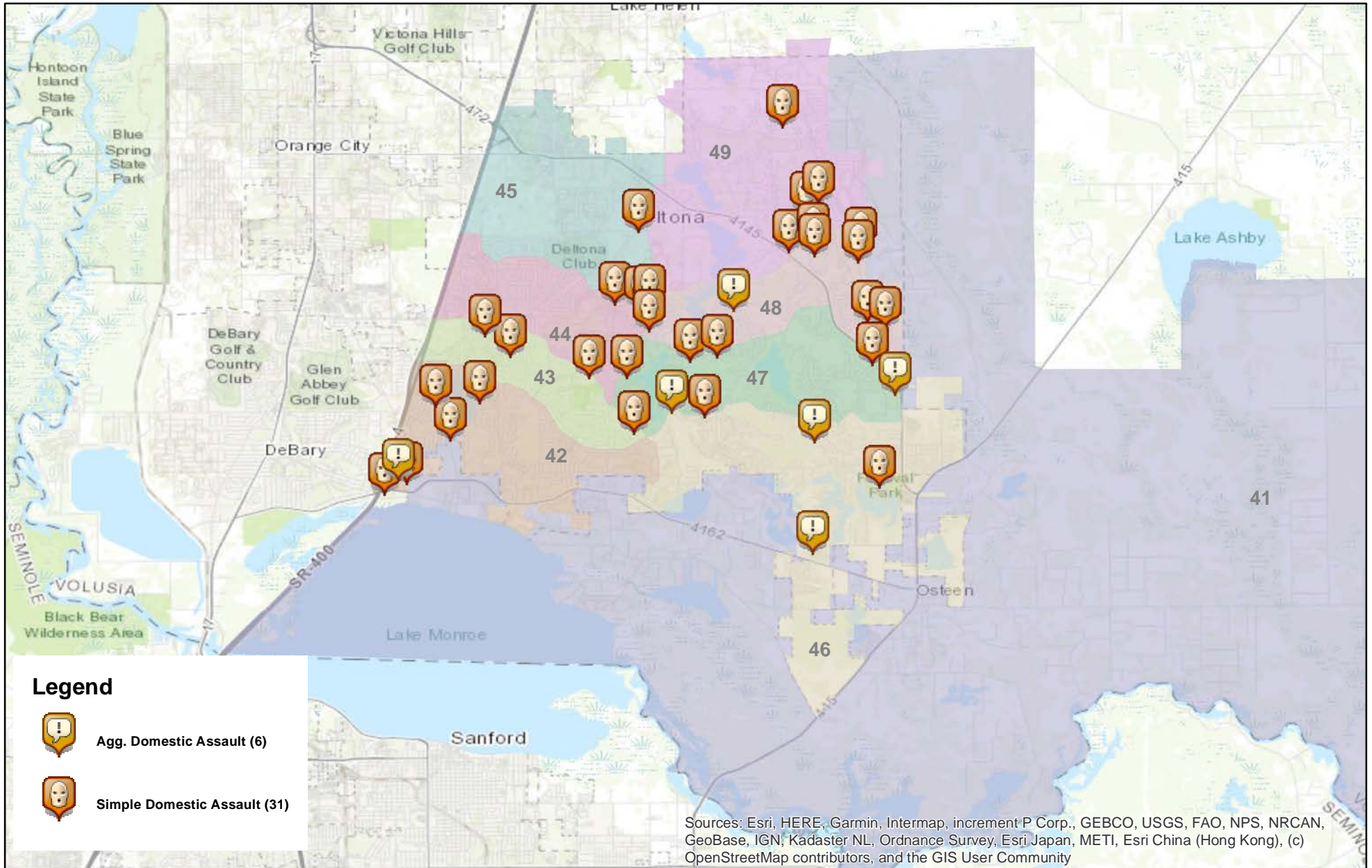
0 0.5 1 2 3 4 Miles
 * Map reflects total number of Incidents and not total number of victims



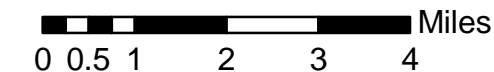
This is not a legal document.
 due to address incompatibilities, some incidents may not be represented and the information on this map should not be viewed as the legal representation of property boundaries, roads, facilities. etc.

District 4 Domestic Assaults and Batteries

05/07/2023 thru 06/03/2023



Prepared by: VC Crime Center
 Crime Intelligence Analyst
 Volusia Sheriff's Office
 Printed On: 6/6/2023

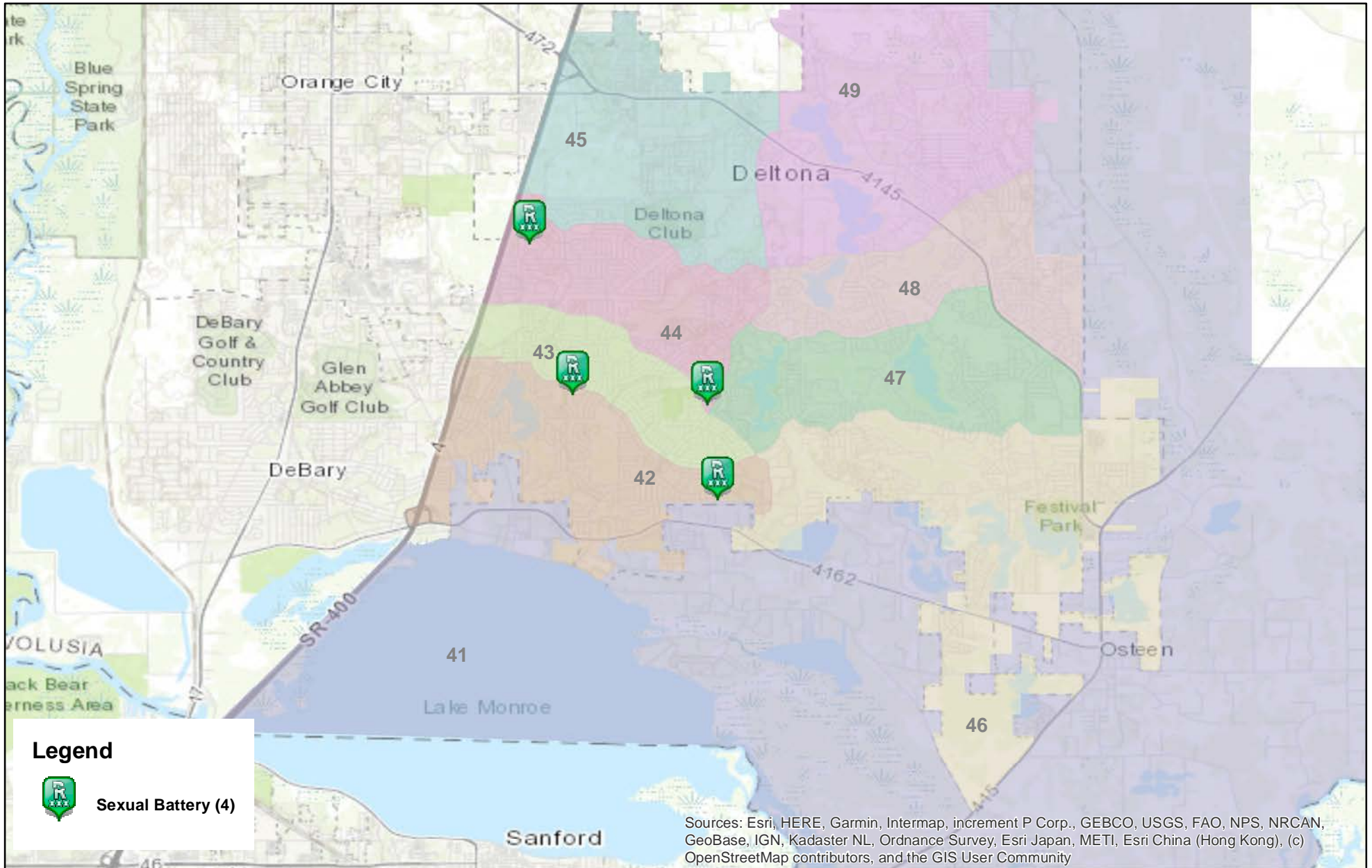


* Map reflects total number of Incidents and not total number of victims



This is not a legal document. due to address incompatibilities, some incidents may not be represented and the information on this map should not be viewed as the legal representation of property boundaries, roads, facilities. etc.

District 4 Sexual Batteries 05/07/2023 thru 06/03/2023



Prepared by: VC Crime Center
Crime Intelligence Analyst
Volusia Sheriff's Office
Printed On: 6/6/2023

0 0.5 1 2 3 Miles

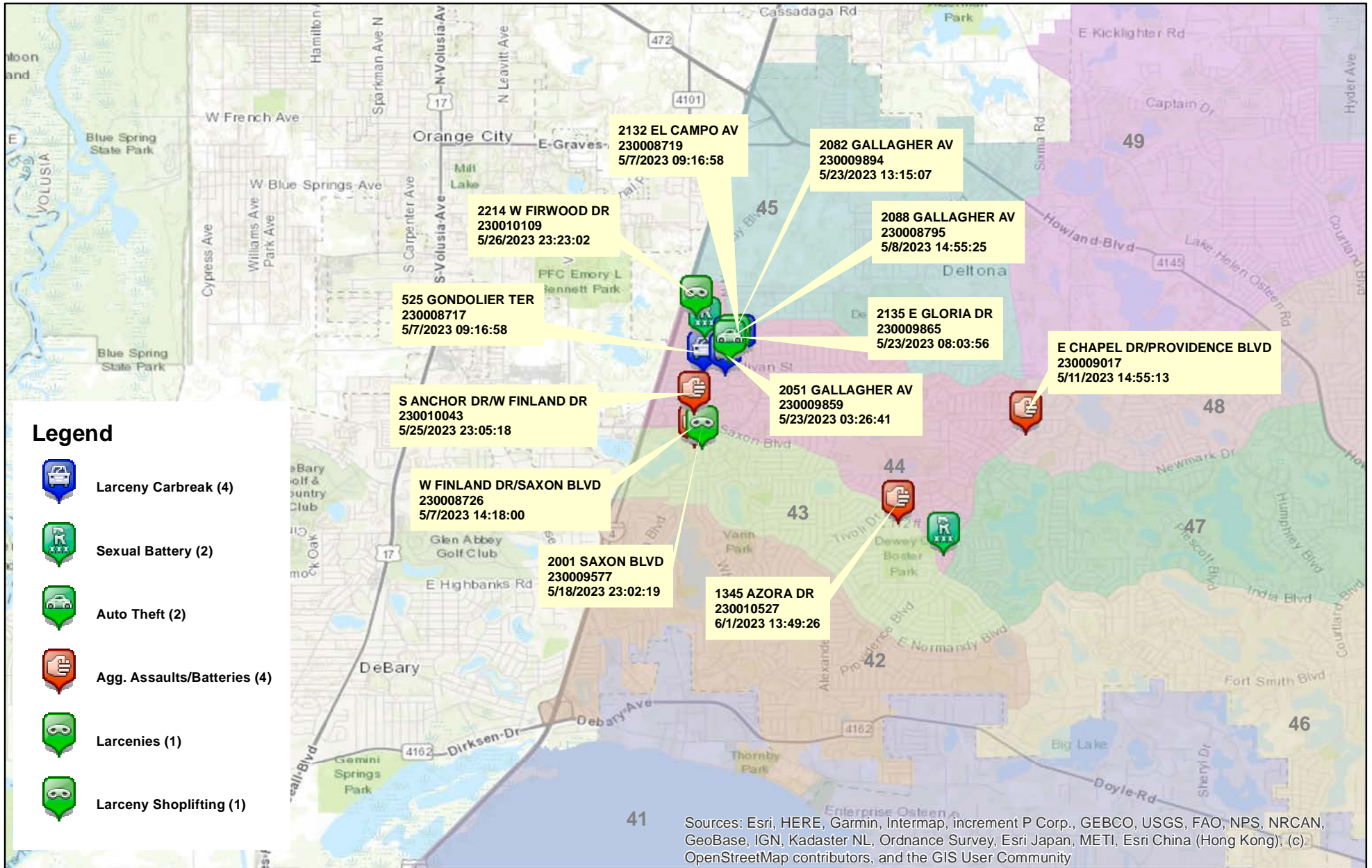
* Map reflects total number of Incidents and not total number of victims



This is not a legal document.
due to address incompatibilities, some
incidents may not be represented and
the information on this map should not be
viewed as the legal representation of
property boundaries, roads, facilities. etc.

District 4 Hot Zone 44

05/07/2023 thru 06/03/2023



Prepared by: VC Crime Center
 Crime Intelligence Analyst
 Volusia Sheriff's Office
 Printed On: 6/6/2023



* Map reflects total number of Incidents and not total number of victims



This is not a legal document. due to address incompatibilities, some incidents may not be represented and the information on this map should not be viewed as the legal representation of property boundaries, roads, facilities. etc.

District 4 - Part 1 Crimes by Zone 05/07/2023 through 06/03/2023

Volusia County Sheriff's Office	Total	41	42	43	44	45	46	47	48	49
Total	<u>66</u>	<u>4</u>	<u>9</u>	<u>6</u>	<u>14</u>	<u>4</u>	<u>8</u>	<u>10</u>	<u>5</u>	<u>6</u>
Aggravated Assaults	<u>19</u>	<u>0</u>	<u>2</u>	<u>0</u>	<u>4</u>	<u>1</u>	<u>3</u>	<u>3</u>	<u>2</u>	<u>4</u>
Auto Thefts	<u>6</u>	<u>0</u>	<u>1</u>	<u>0</u>	<u>2</u>	<u>0</u>	<u>0</u>	<u>2</u>	<u>1</u>	<u>0</u>
Burglary Non-Residence	<u>1</u>	<u>0</u>	<u>1</u>	<u>0</u>	<u>0</u>	<u>0</u>	<u>0</u>	<u>0</u>	<u>0</u>	<u>0</u>
Burglary Residence	<u>7</u>	<u>1</u>	<u>0</u>	<u>1</u>	<u>0</u>	<u>1</u>	<u>2</u>	<u>1</u>	<u>1</u>	<u>0</u>
Homicide	<u>0</u>	<u>0</u>	<u>0</u>	<u>0</u>	<u>0</u>	<u>0</u>	<u>0</u>	<u>0</u>	<u>0</u>	<u>0</u>
Larceny All Other	<u>7</u>	<u>0</u>	<u>1</u>	<u>1</u>	<u>1</u>	<u>0</u>	<u>3</u>	<u>1</u>	<u>0</u>	<u>0</u>
Larceny Carbreak	<u>10</u>	<u>0</u>	<u>1</u>	<u>0</u>	<u>4</u>	<u>1</u>	<u>0</u>	<u>3</u>	<u>0</u>	<u>1</u>
Larceny Shoplifting	<u>7</u>	<u>3</u>	<u>2</u>	<u>1</u>	<u>1</u>	<u>0</u>	<u>0</u>	<u>0</u>	<u>0</u>	<u>0</u>
Robbery Armed	<u>1</u>	<u>0</u>	<u>0</u>	<u>1</u>	<u>0</u>	<u>0</u>	<u>0</u>	<u>0</u>	<u>0</u>	<u>0</u>
Robbery Strongarmed	<u>4</u>	<u>0</u>	<u>0</u>	<u>1</u>	<u>0</u>	<u>1</u>	<u>0</u>	<u>0</u>	<u>1</u>	<u>1</u>
Sexual Battery	<u>4</u>	<u>0</u>	<u>1</u>	<u>1</u>	<u>2</u>	<u>0</u>	<u>0</u>	<u>0</u>	<u>0</u>	<u>0</u>

*The Aggravated Assault, Auto Theft,& Sexual Battery statistics reflect the total number of incidents, it does not indicate the total number of victims or vehicles.

The Highlighted numbers indicate zones with higher levels of activity.

Last UCR build date: 6/6/2023 12:13:00 AM

COMPSTAT REPORT



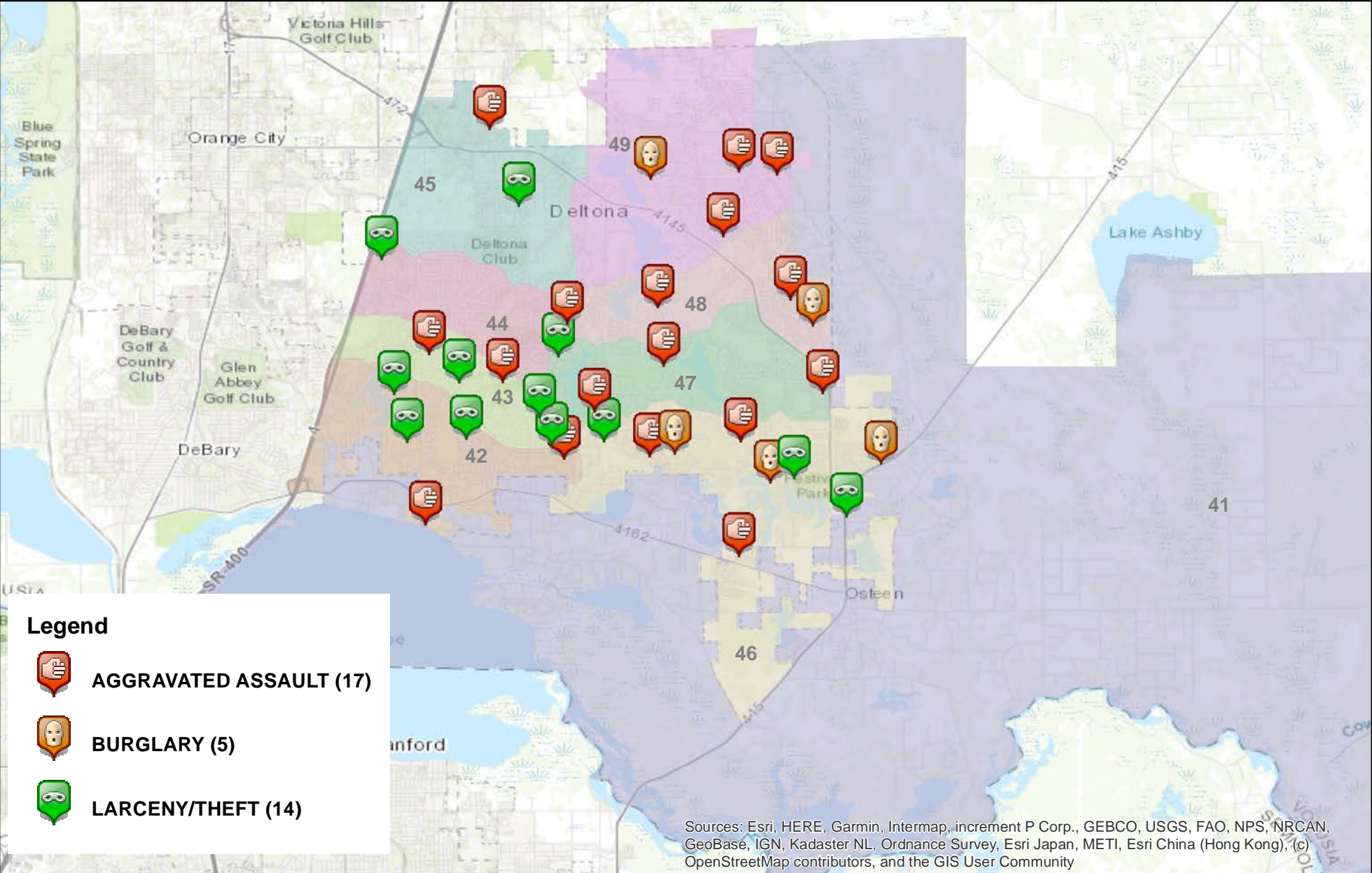
INVESTIGATIVE SERVICES SECTION

Period 23.05: May 07, 2023 – June 03, 2023

Captain Paul Kammerer

District 4 Part 1 Arrests by Location

05/07/2023 thru 06/03/2023



Prepared by: VC Crime Center
 Crime Intelligence Analyst
 Volusia Sheriff's Office
 Printed On: 6/6/2023

0 0.5 1 2 3 4 Miles

* Map reflects total number of Incidents and not total number of victims



This is not a legal document. due to address incompatibilities, some incidents may not be represented and the information on this map should not be viewed as the legal representation of property boundaries, roads, facilities. etc.

COMPSTAT REPORT



CRIME STATISTICS – DISTRICT 6

Period 23.05: May 07, 2023 – June 03, 2023

Lieutenant Cody Cochran

COMPSTAT STATISTICAL CRIME COMPARISON TO PREVIOUS 28 DAY PERIODS

District 6	2/12/2023	5/7/2023		3/12/2023	5/7/2023		4/9/2023	5/7/2023		3 Periods
Volusia County Sheriff's Office	3/11/2023	6/3/2023		4/8/2023	6/3/2023		5/6/2023	6/3/2023		Average %
VCSO Offense Data	Current - 3	Current (28d)	% Change	Current - 2	Current (28d)	% Change	Current - 1	Current (28d)	% Change	Change
Homicides	0	0	0%	0	0	0%	0	<u>0</u>	0%	0%
Auto Thefts	2	2	0%	0	2	N/A	3	<u>2</u>	-33%	-11%
Total Burglaries	2	1	-50%	2	1	-50%	1	1	0%	-33%
Residence	1	1	0%	2	1	-50%	1	<u>1</u>	0%	-17%
Non Residence	1	0	-100%	0	0	0%	0	<u>0</u>	0%	-33%
Total Larcenies	12	12	0%	14	12	-14%	6	12	100%	29%
Larcenies	7	6	-14%	8	6	-25%	2	<u>6</u>	200%	54%
Larceny Carbreak	1	5	400%	4	5	25%	2	<u>5</u>	150%	192%
Larceny Shoplifting	2	1	-50%	1	1	0%	1	<u>1</u>	0%	-17%
Larceny Bicycle	2	0	-100%	1	0	-100%	1	<u>0</u>	-100%	-100%
Total Robberies	1	2	100%	0	2	N/A	3	2	-33%	22%
Armed	1	0	-100%	0	0	0%	1	<u>0</u>	-100%	-67%
Strongarmed	0	2	N/A	0	2	N/A	2	<u>2</u>	0%	0%
Total Agg. Assaults/Bat.	3	2	-33%	12	2	-83%	7	2	-71%	-63%
Agg. Assaults/Batteries	2	2	0%	11	2	-82%	7	<u>2</u>	-71%	-51%
Agg. Domestic Assault/Batteries	1	0	-100%	1	0	-100%	0	<u>0</u>	0%	-67%
Person Shot	1	0	-100%	0	0	0%	0	<u>0</u>	0%	-33%
Total Sexual Bat.	1	0	-100%	0	0	0%	1	0	-100%	-67%
Sexual Battery	1	0	-100%	0	0	0%	0	<u>0</u>	0%	-33%
Sexual Battery Child	0	0	0%	0	0	0%	1	<u>0</u>	-100%	-33%
Total Part One Crimes	21	19	-10%	28	19	-32%	21	19	-10%	-17%
Part One Property Crimes	16	15	-6%	16	15	-6%	10	<u>15</u>	50%	13%
Part One Person Crimes	5	4	-20%	12	4	-67%	11	<u>4</u>	-64%	-50%
Total Calls For Service	1,315	1,679	28%	1,358	1,679	24%	1,366	1,679	23%	25%
Firearm Offenses	1	0	-100%	8	0	-100%	0	<u>0</u>	0%	-67%
All Domestic Violence Cases	18	11	-39%	11	11	0%	13	<u>11</u>	-15%	-18%

NOTE: This Crime data is preliminary and subject to reclassification upon further investigation. The data above reflects the total number of offenses, it does not indicate the total number of incidents. N/A = Not Applicable

Last UCR build date: 6/6/2023 12:13:00 AM

January 1, 2023 through June 3, 2023 compared to the same periods in 2021 and 2022

Volusia County Sheriff's Office	YTD	YTD	2021-2022	YTD	YTD	2022-2023	YTD	YTD	2021-2023	% OF
District 6	2021	2022	% Change	2022	2023	%Change	2021	2023	%Change	COUNTYWIDE
Homicides	0	1	N/A	1	0	-100%	0	<u>0</u>	0%	0%
Auto Thefts	7	8	14%	8	9	13%	7	<u>9</u>	29%	13%
Total Burglaries	20	16	-20%	16	8	-50%	20	8	-60%	9%
Residence	18	16	-11%	16	5	-69%	18	<u>5</u>	-72%	7%
Non Residence	2	0	-100%	0	3	N/A	2	<u>3</u>	50%	16%
Total Larcenies	67	46	-31%	46	61	33%	67	61	-9%	17%
Larcenies	46	23	-50%	23	33	43%	46	<u>33</u>	-28%	18%
Larceny Carbreak	20	11	-45%	11	17	55%	20	<u>17</u>	-15%	23%
Larceny Shoplifting	1	10	900%	10	7	-30%	1	<u>7</u>	600%	8%
Larceny Bicycle	0	2	N/A	2	4	100%	0	<u>4</u>	N/A	24%
Total Robberies	12	9	-25%	9	8	-11%	12	8	-33%	13%
Armed	0	2	N/A	2	2	0%	0	<u>2</u>	N/A	13%
Strongarmed	12	7	-42%	7	6	-14%	12	<u>6</u>	-50%	12%
Total Agg. Assaults/Bat.	13	10	-23%	10	26	160%	13	26	100%	N/A
Agg. Assaults/Batteries	7	3	-57%	3	23	667%	7	<u>23</u>	229%	18%
Agg. Domestic Assault/Batteries	6	7	17%	7	3	-57%	6	<u>3</u>	-50%	2%
Person Shot	0	0	0%	0	1	N/A	0	<u>1</u>	N/A	25%
Total Sexual Bat.	1	6	500%	6	3	-50%	1	3	200%	8%
Sexual Battery	0	2	N/A	2	1	-50%	0	<u>1</u>	N/A	17%
Sexual Battery Child	1	4	300%	4	2	-50%	1	<u>2</u>	100%	6%
Total Part One Crimes	120	96	-20%	96	115	20%	120	115	-4%	14%
Part One Property Crimes	94	70	-26%	70	78	11%	94	<u>78</u>	-17%	15%
Part One Person Crimes	26	26	0%	26	37	42%	26	<u>37</u>	42%	11%
Total Calls For Service	5,705	5,926	4%	5,926	7,219	22%	5,705	7,219	27%	16%
Firearm Offenses	4	3	-25%	3	9	200%	4	<u>9</u>	125%	16%
All Domestic Violence Cases	44	73	66%	73	71	-3%	44	<u>71</u>	61%	11%

NOTE: This Crime data is preliminary and subject to reclassification upon further investigation. The data above reflects the total number of offenses, it does not indicate the total number of incidents. There were incidents that did not code into either district. These are included in the Countywide Total. N/A = Not Applicable

Last UCR build date: 6/6/2023 12:13:00 AM

January 1, 2023 through June 3, 2023 compared to the same periods in 2021 and 2022

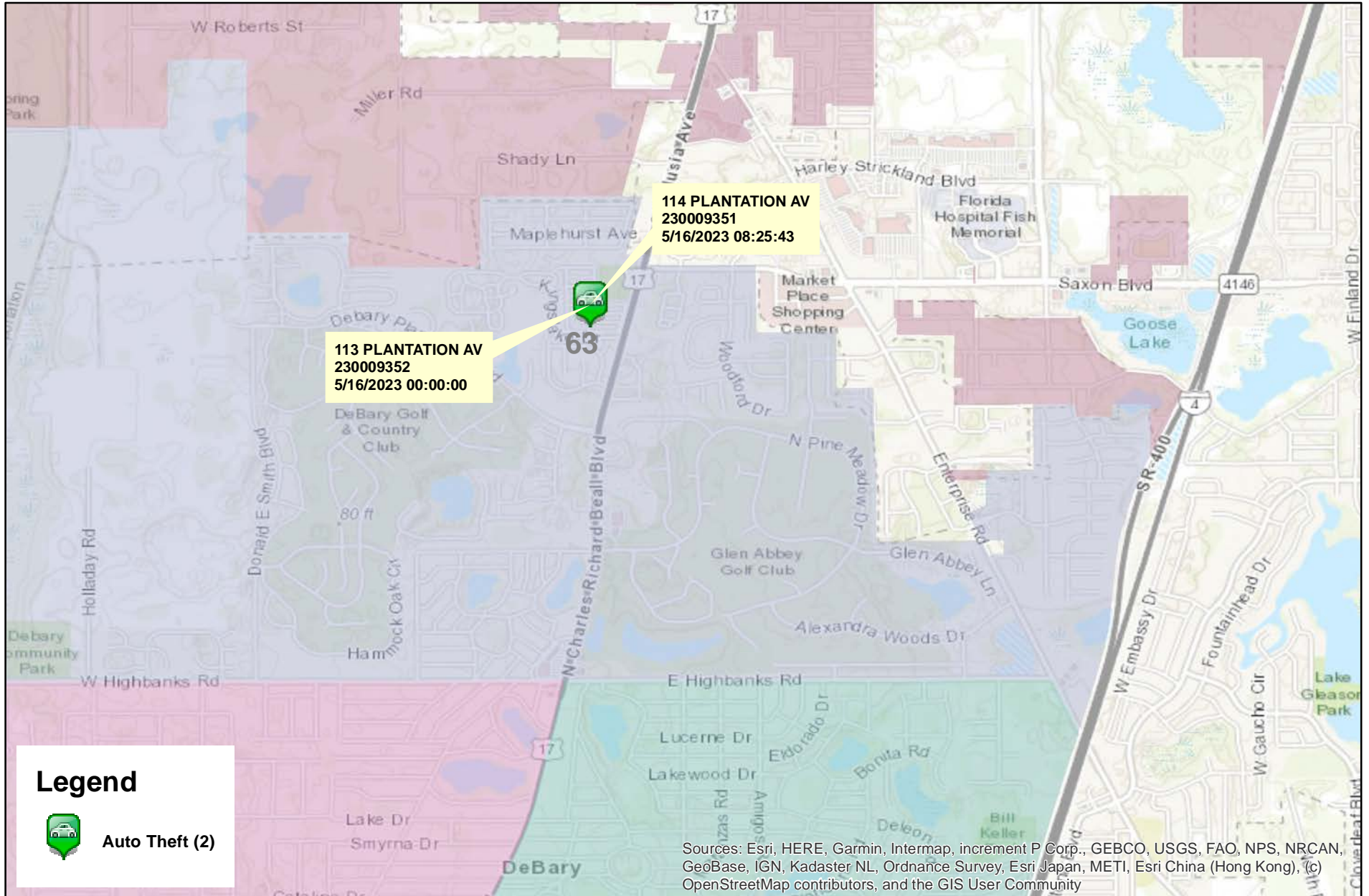
Volusia County Sheriff's Office District 6 Clearances	YTD 2021					YTD 2022					YTD 2023				
	Offense	Clrs	% Clr	Adult	Juv	Offense	Clrs	% Clr	Adult	Juv	Offense	Clrs	% Clr	Adult	Juv
Homicides	0	0	0%	0	0	1	1	100%	1	0	0	<u>0</u>	0%	0	0
Auto Thefts	7	2	29%	2	0	8	4	50%	3	1	9	<u>1</u>	11%	1	0
Total Burglaries	20	6	30%	4	2	16	8	50%	7	1	8	6	75%	5	1
Residence	18	6	33%	4	2	16	8	50%	7	1	5	<u>3</u>	60%	3	0
Non Residence	2	0	0%	0	0	0	0	0%	0	0	3	<u>3</u>	100%	2	1
Total Larcenies	67	16	24%	14	2	46	11	24%	8	3	61	19	31%	15	4
Larcenies	46	7	15%	7	0	23	5	22%	4	1	33	<u>5</u>	15%	4	1
Larceny Carbreak	20	8	40%	6	2	11	1	9%	1	0	17	<u>5</u>	29%	3	2
Larceny Shoplifting	1	1	100%	1	0	10	4	40%	3	1	7	<u>7</u>	100%	7	0
Larceny Bicycle	0	0	0%	0	0	2	1	50%	0	1	4	<u>2</u>	50%	1	1
Total Robberies	12	11	92%	10	1	9	8	89%	8	0	8	7	88%	7	0
Armed	0	0	0%	0	0	2	2	100%	2	0	2	<u>1</u>	50%	1	0
Strongarmed	12	11	92%	10	1	7	6	86%	6	0	6	<u>6</u>	100%	6	0
Total Agg. Assaults/Bat.	13	14	108%	14	0	10	10	100%	9	1	26	12	46%	12	0
Agg. Assaults/Batteries	7	8	114%	8	0	3	3	100%	2	1	23	<u>9</u>	39%	9	0
Agg. Domestic Assault/Batteries	6	6	100%	6	0	7	7	100%	7	0	3	<u>3</u>	100%	3	0
Person Shot	0	0	0%	0	0	0	0	0%	0	0	1	<u>1</u>	100%	1	0
Total Sexual Bat.	1	2	200%	2	0	6	6	100%	6	0	3	5	167%	5	0
Sexual Battery	0	0	0%	0	0	2	3	150%	3	0	1	<u>0</u>	0%	0	0
Sexual Battery Child	1	2	200%	2	0	4	3	75%	3	0	2	<u>5</u>	250%	5	0
Total Part One Crimes	120	51	43%	43	5	96	47	49%	41	6	115	50	43%	45	5
Part One Property Crimes	94	24	26%	20	4	70	23	33%	18	5	78	<u>26</u>	33%	21	5
Part One Person Crimes	26	27	104%	23	1	26	24	92%	23	1	37	<u>24</u>	65%	24	0

NOTE: This Crime data is preliminary and subject to reclassification upon further investigation. The data above reflects the total number of offenses, it does not indicate the total number of incidents.

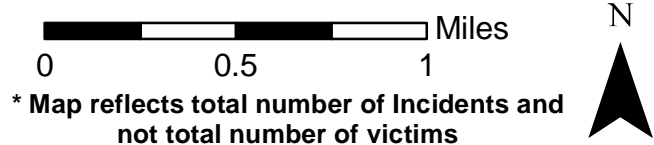
Last UCR build date: 6/6/2023 12:13:00 AM

District 6 Auto Thefts

05/07/2023 thru 06/03/2023



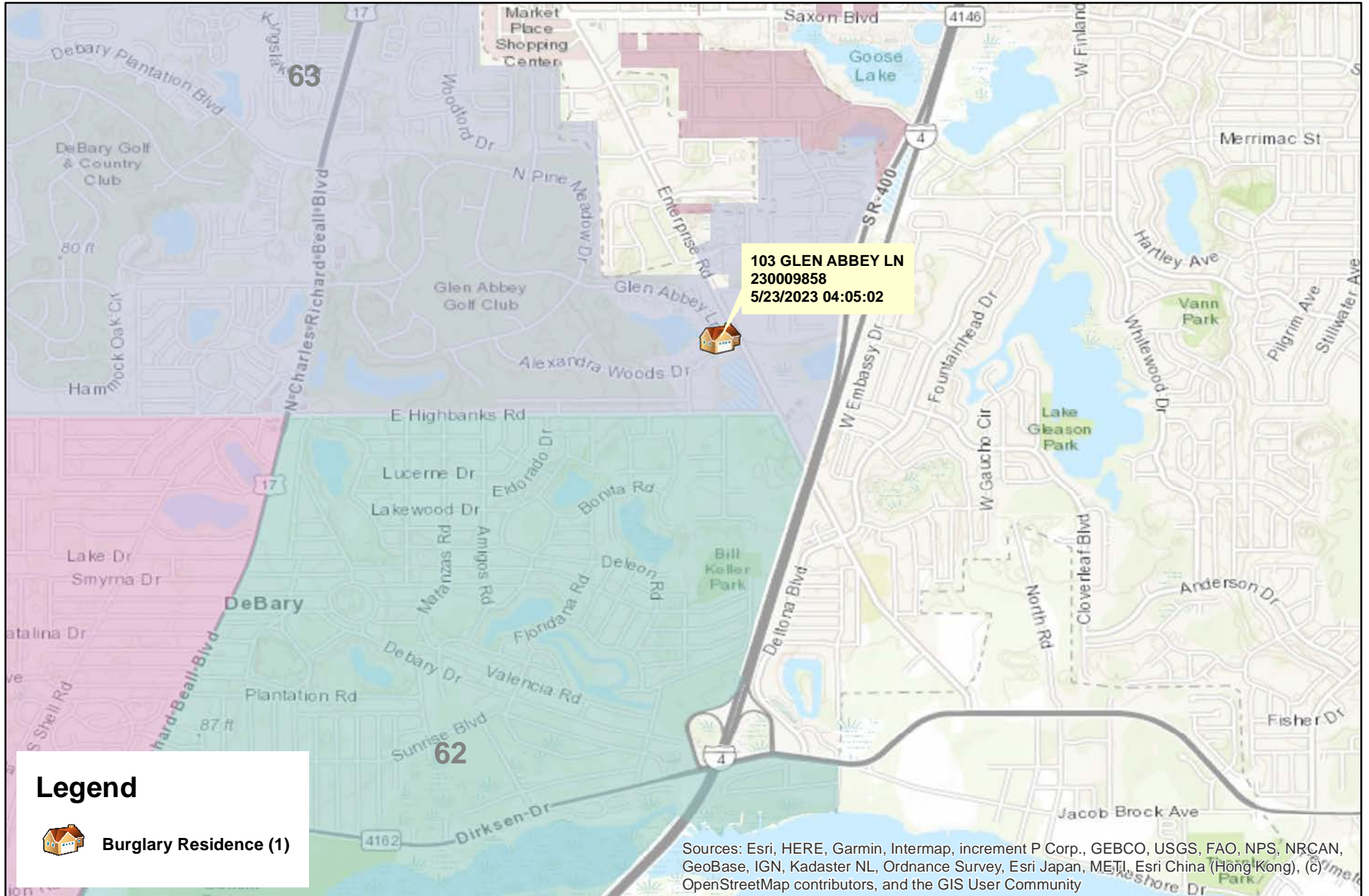
Prepared by: VC Crime Center
 Crime Intelligence Analyst
 Volusia Sheriff's Office
 Printed On: 6/6/2023



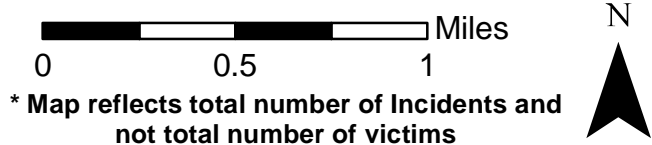
This is not a legal document. due to address incompatibilities, some incidents may not be represented and the information on this map should not be viewed as the legal representation of property boundaries, roads, facilities. etc.

District 6 Burglaries

05/07/2023 thru 06/03/2023

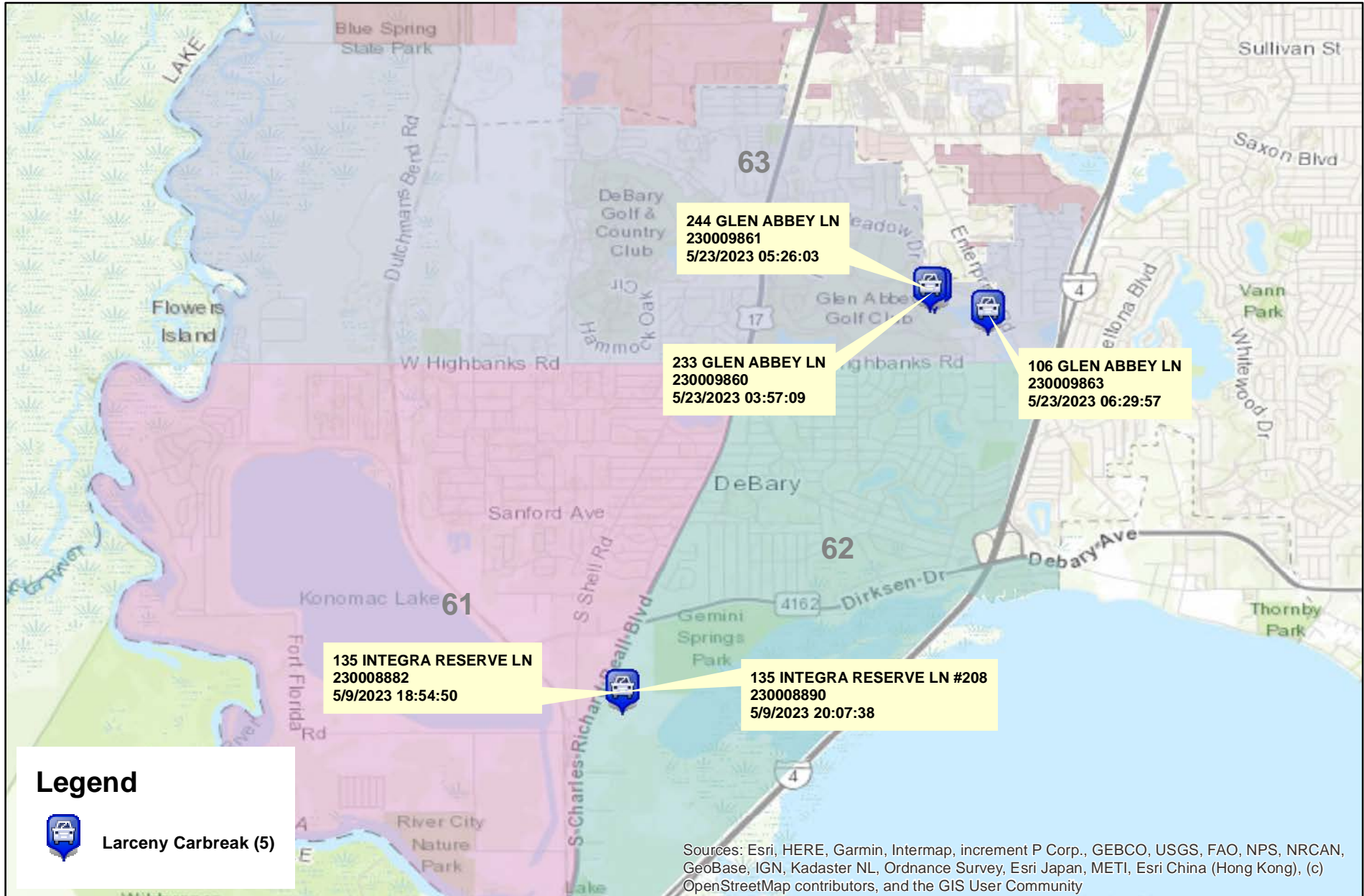


Prepared by: VC Crime Center
Crime Intelligence Analyst
Volusia Sheriff's Office
Printed On: 6/6/2023



This is not a legal document. due to address incompatibilities, some incidents may not be represented and the information on this map should not be viewed as the legal representation of property boundaries, roads, facilities. etc.

District 6 Larceny Carbreaks 05/07/2023 thru 06/03/2023



Prepared by: VC Crime Center
 Crime Intelligence Analyst
 Volusia Sheriff's Office
 Printed On: 6/6/2023

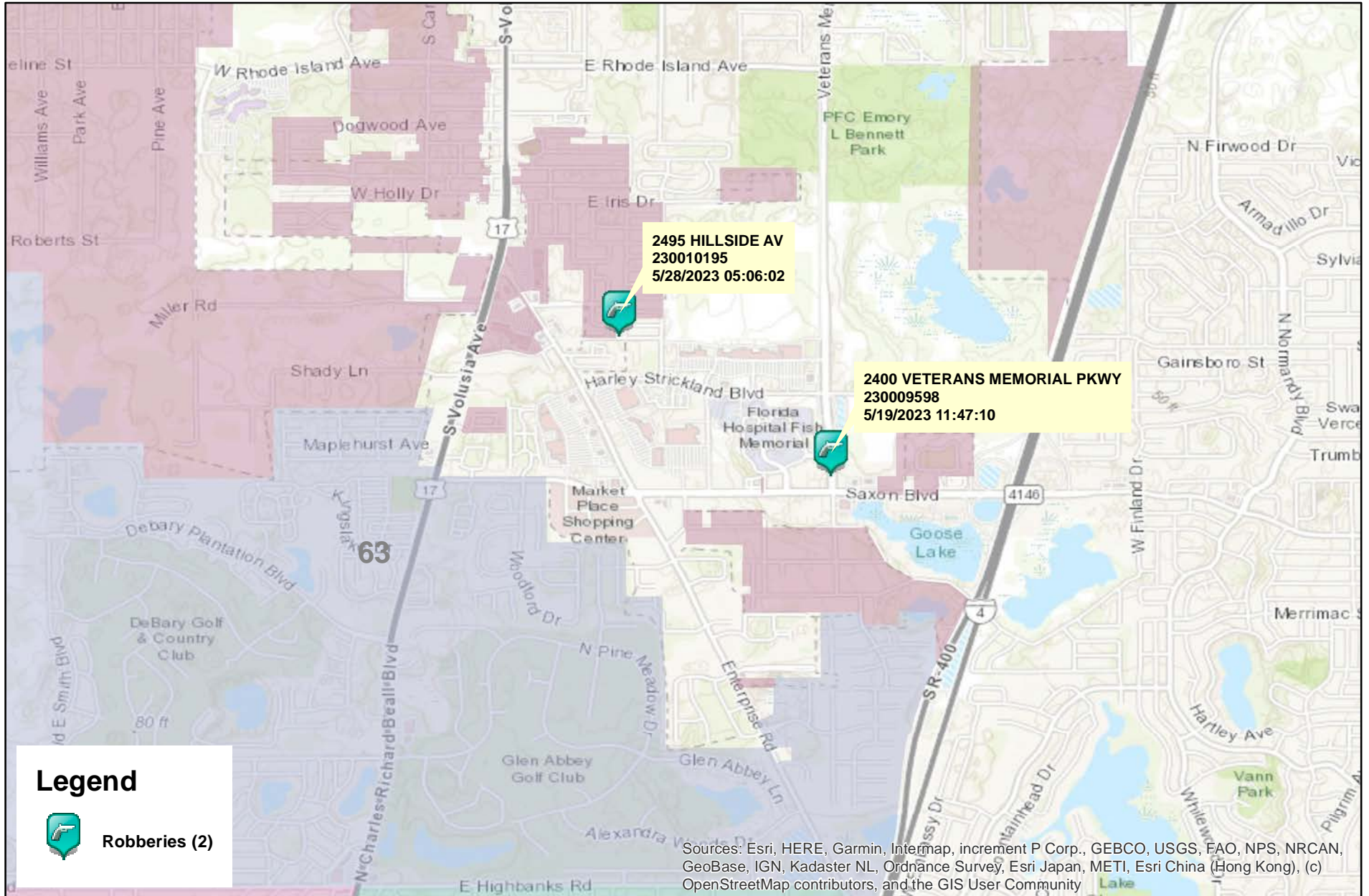
0 0.5 1 2 Miles
 * Map reflects total number of Incidents and not total number of victims



This is not a legal document. due to address incompatibilities, some incidents may not be represented and the information on this map should not be viewed as the legal representation of property boundaries, roads, facilities. etc.

District 6 Robberies

05/07/2023 thru 06/03/2023



Prepared by: VC Crime Center
Crime Intelligence Analyst
Volusia Sheriff's Office
Printed On: 6/6/2023

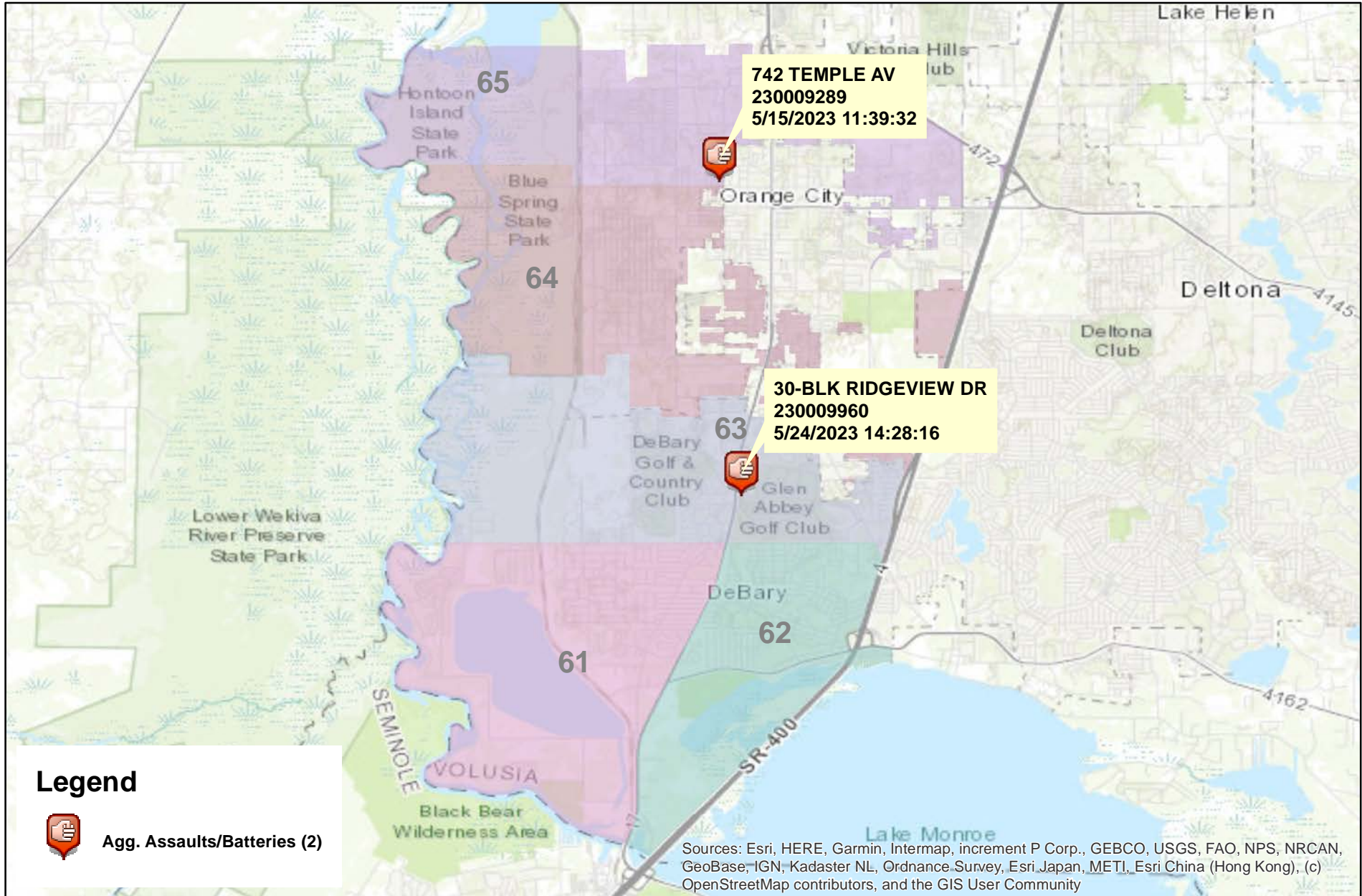
0 0.5 1 Miles
* Map reflects total number of Incidents and not total number of victims



This is not a legal document. due to address incompatibilities, some incidents may not be represented and the information on this map should not be viewed as the legal representation of property boundaries, roads, facilities. etc.

District 6 Aggravated Assaults and Batteries

05/07/2023 thru 06/03/2023



Prepared by: VC Crime Center
 Crime Intelligence Analyst
 Volusia Sheriff's Office
 Printed On: 6/6/2023



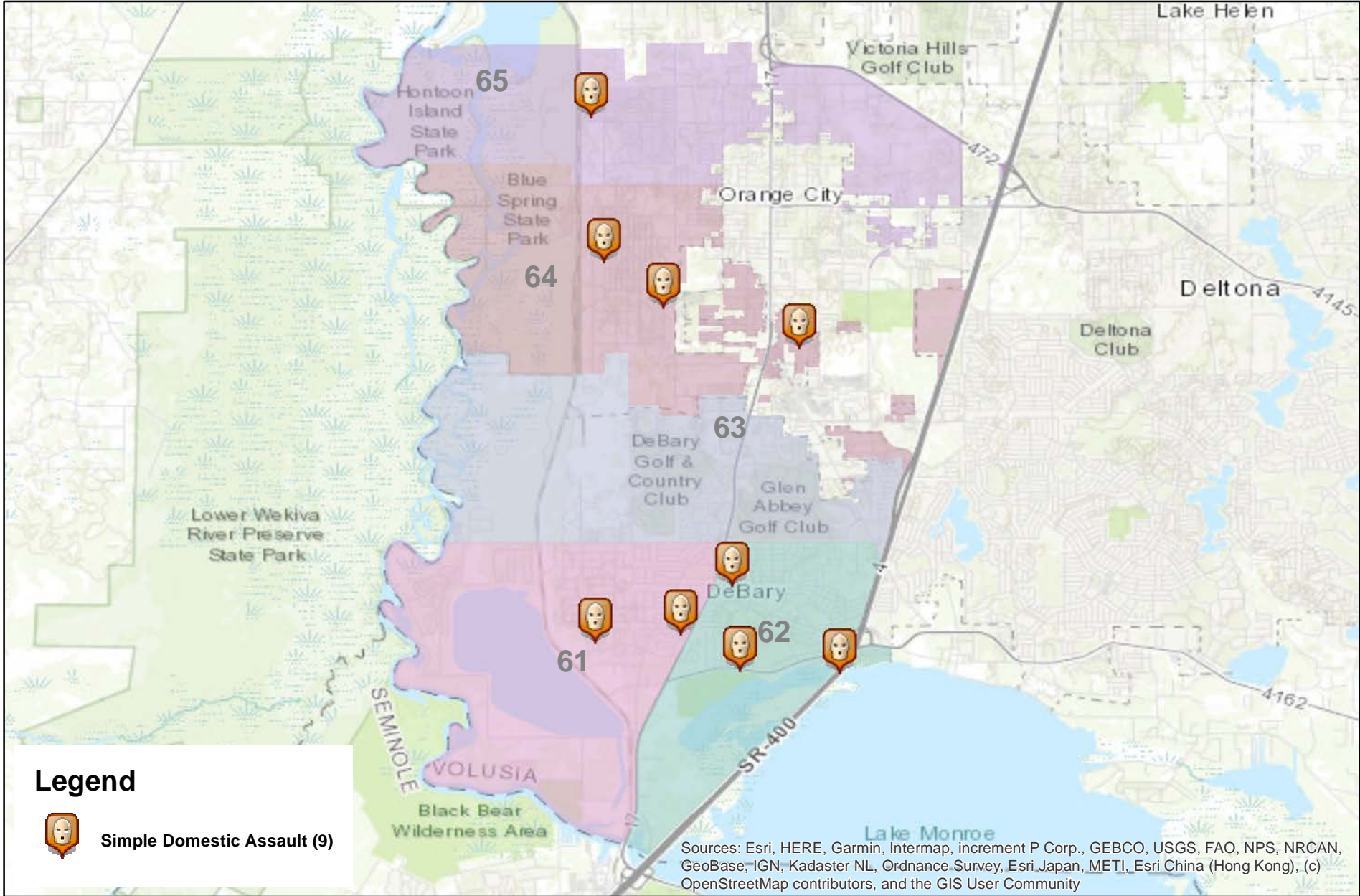
* Map reflects total number of Incidents and not total number of victims



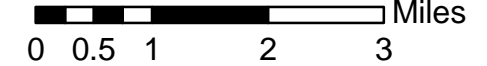
This is not a legal document. due to address incompatibilities, some incidents may not be represented and the information on this map should not be viewed as the legal representation of property boundaries, roads, facilities. etc.

District 6 Domestic Assaults and Batteries

05/07/2023 thru 06/03/2023



Prepared by: VC Crime Center
 Crime Intelligence Analyst
 Volusia Sheriff's Office
 Printed On: 6/6/2023



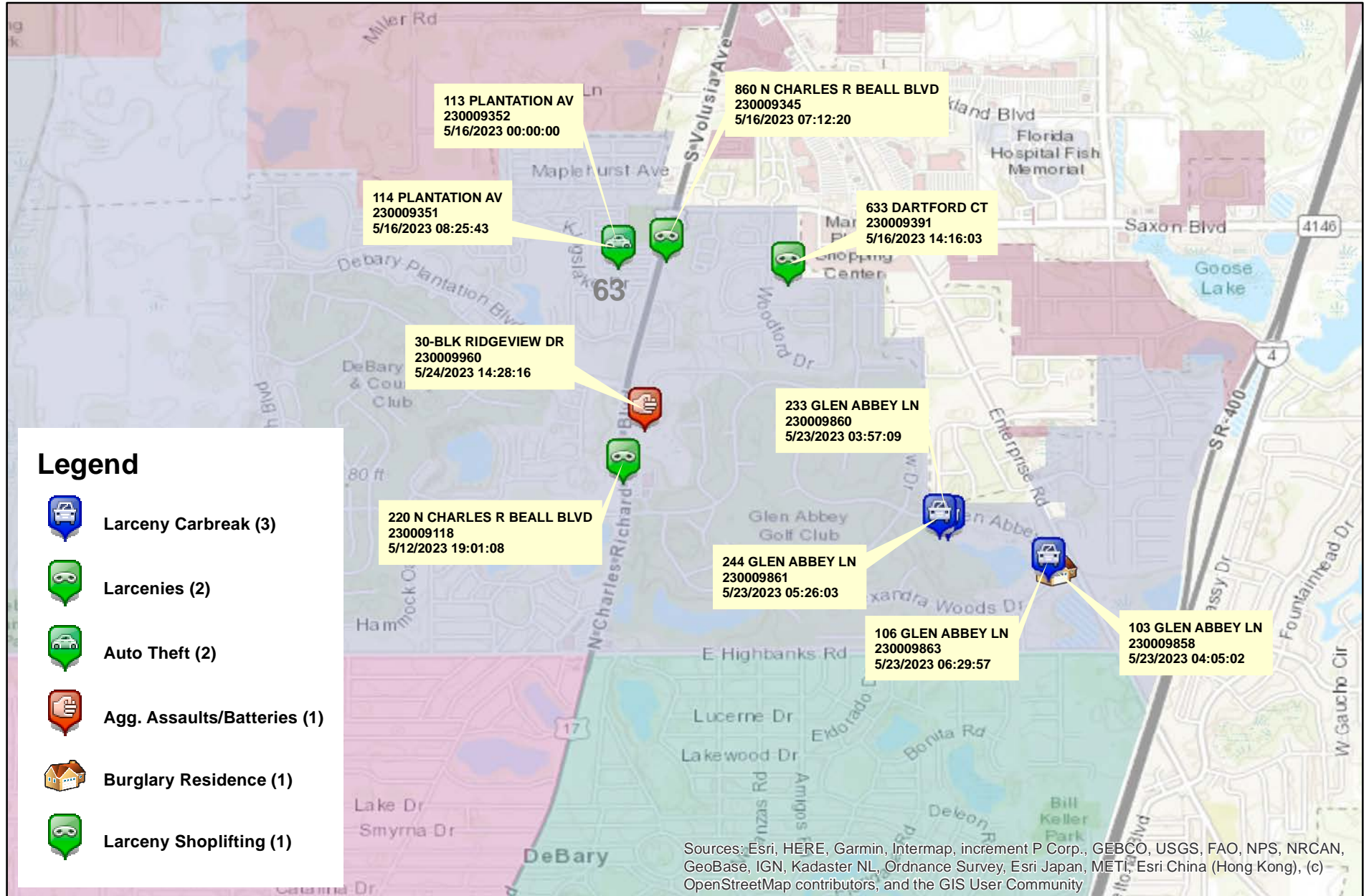
* Map reflects total number of Incidents and not total number of victims



This is not a legal document. due to address incompatibilities, some incidents may not be represented and the information on this map should not be viewed as the legal representation of property boundaries, roads, facilities. etc.

District 6 Hot Zone 63

05/07/2023 thru 06/03/2023



Prepared by: VC Crime Center
 Crime Intelligence Analyst
 Volusia Sheriff's Office
 Printed On: 6/6/2023

0 0.5 1 Miles
 * Map reflects total number of Incidents and not total number of victims



This is not a legal document. due to address incompatibilities, some incidents may not be represented and the information on this map should not be viewed as the legal representation of property boundaries, roads, facilities. etc.

District 6 - Part 1 Crimes by Zone 05/07/2023 through 06/03/2023

Volusia County Sheriff's Office	Total	61	62	63	64	65	CT
Total	<u>19</u>	<u>1</u>	<u>2</u>	<u>10</u>	<u>4</u>	<u>1</u>	<u>1</u>
Aggravated Assaults	<u>2</u>	<u>0</u>	<u>0</u>	<u>1</u>	<u>0</u>	<u>1</u>	<u>0</u>
Auto Thefts	<u>2</u>	<u>0</u>	<u>0</u>	<u>2</u>	<u>0</u>	<u>0</u>	<u>0</u>
Burglary Non-Residence	<u>0</u>	<u>0</u>	<u>0</u>	<u>0</u>	<u>0</u>	<u>0</u>	<u>0</u>
Burglary Residence	<u>1</u>	<u>0</u>	<u>0</u>	<u>1</u>	<u>0</u>	<u>0</u>	<u>0</u>
Homicide	<u>0</u>	<u>0</u>	<u>0</u>	<u>0</u>	<u>0</u>	<u>0</u>	<u>0</u>
Larceny All Other	<u>6</u>	<u>1</u>	<u>0</u>	<u>2</u>	<u>3</u>	<u>0</u>	<u>0</u>
Larceny Carbreak	<u>5</u>	<u>0</u>	<u>2</u>	<u>3</u>	<u>0</u>	<u>0</u>	<u>0</u>
Larceny Shoplifting	<u>1</u>	<u>0</u>	<u>0</u>	<u>1</u>	<u>0</u>	<u>0</u>	<u>0</u>
Robbery Armed	<u>0</u>	<u>0</u>	<u>0</u>	<u>0</u>	<u>0</u>	<u>0</u>	<u>0</u>
Robbery Strongarmed	<u>2</u>	<u>0</u>	<u>0</u>	<u>0</u>	<u>1</u>	<u>0</u>	<u>1</u>
Sexual Battery	<u>0</u>	<u>0</u>	<u>0</u>	<u>0</u>	<u>0</u>	<u>0</u>	<u>0</u>

*The Aggravated Assault, Auto Theft,& Sexual Battery statistics reflect the total number of incidents, it does not indicate the total number of victims or vehicles.

The Highlighted numbers indicate zones with higher levels of activity.

Last UCR build date: 6/6/2023 12:13:00 AM

COMPSTAT REPORT

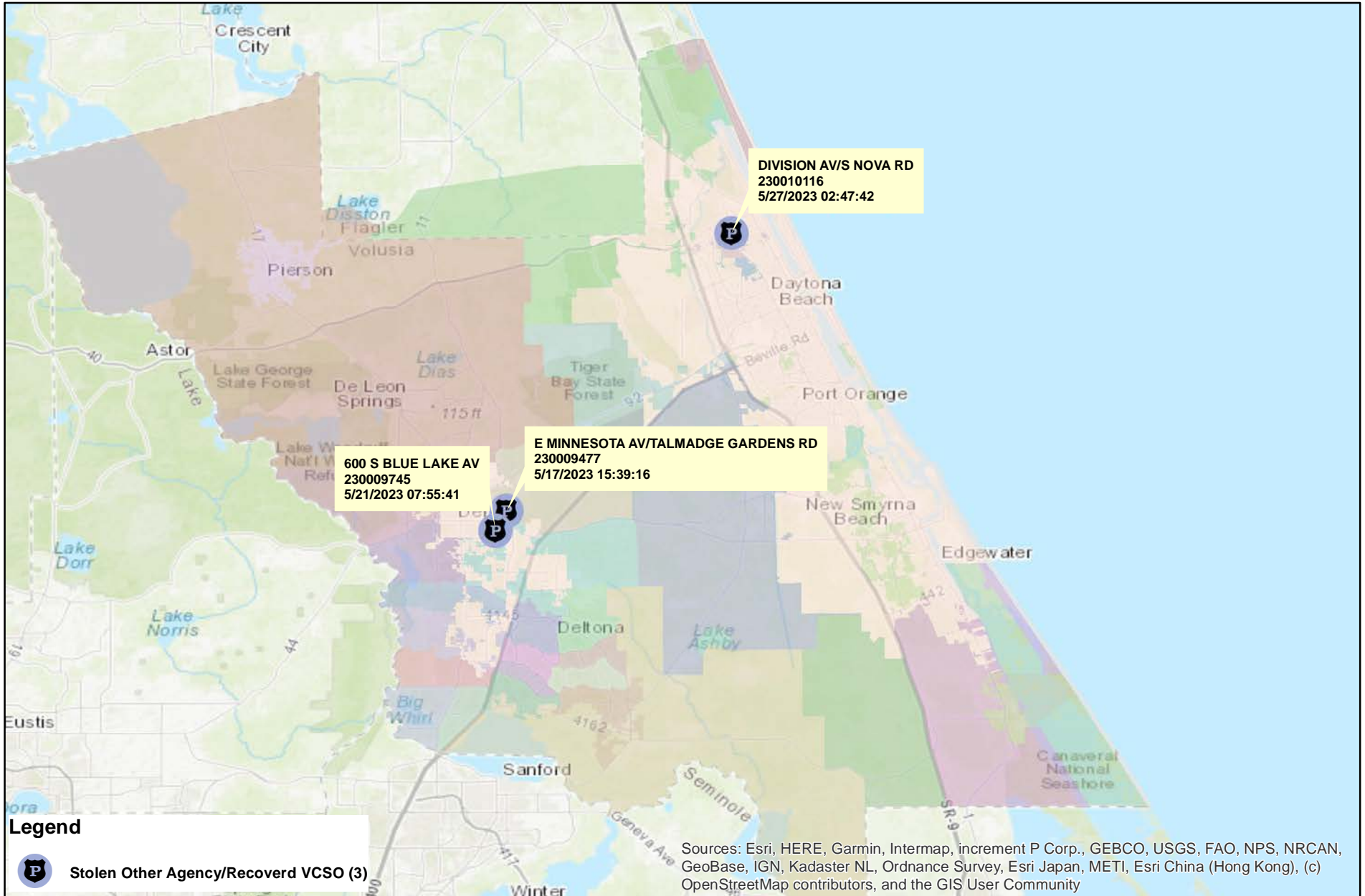


INVESTIGATIVE SERVICES SECTION

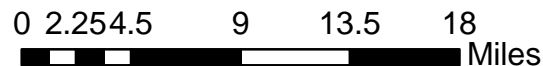
Period 23.05: May 07, 2023 – June 03, 2023

Captain Paul Kammerer

Agencywide Auto Recoveries 05/07/2023 thru 06/03/2023



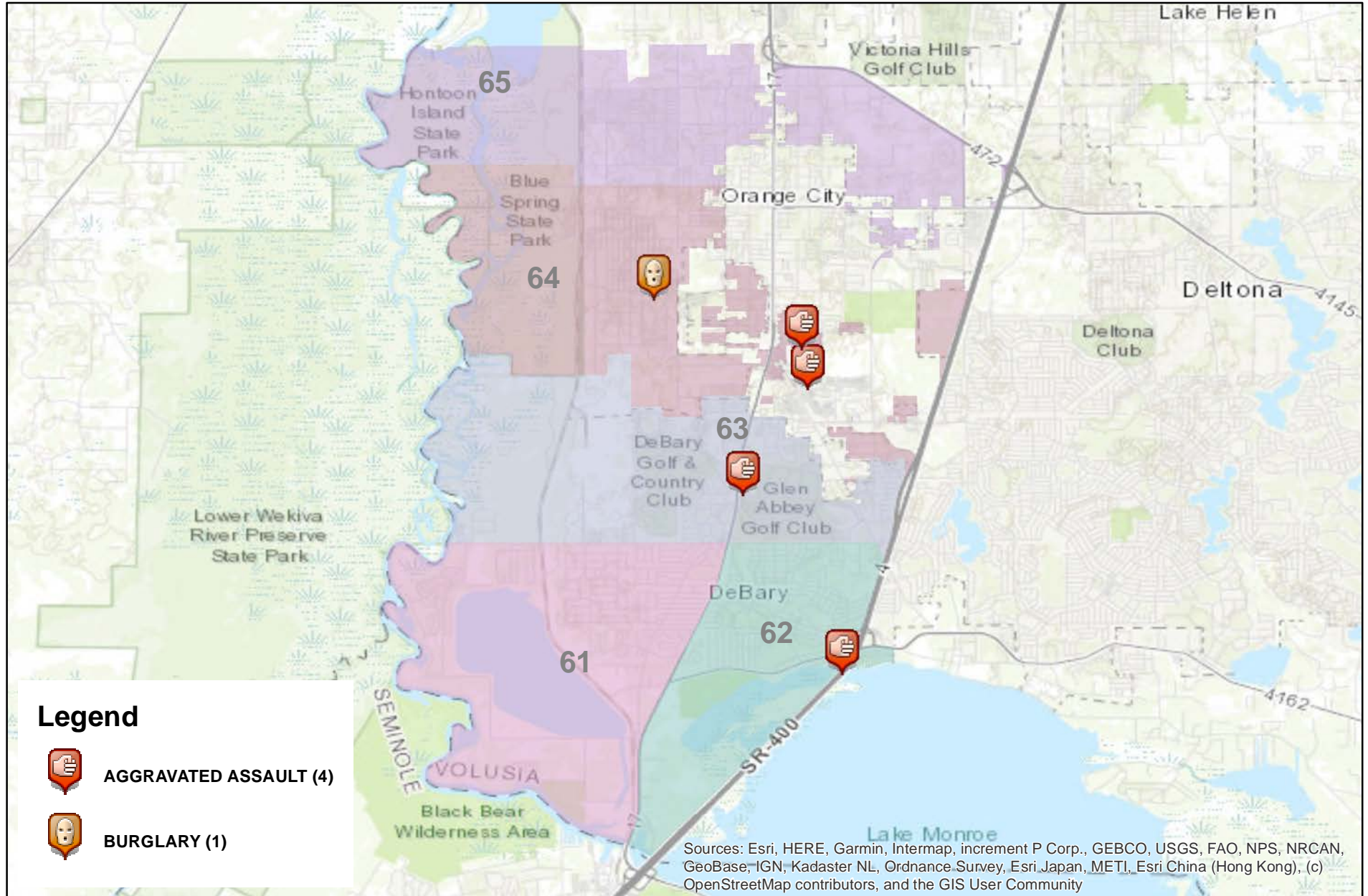
Prepared by: VC Crime Center
Crime Intelligence Analyst
Volusia Sheriff's Office
Printed On: 6/6/2023



This is not a legal document.
Due to address incompatibilities, some incidents may not be represented and the information on this map should not be viewed as the legal representation of property boundaries, roads, facilities, etc.

District 6 Part 1 Arrests by Location

05/07/2023 thru 06/03/2023



Prepared by: VC Crime Center
 Crime Intelligence Analyst
 Volusia Sheriff's Office
 Printed On: 6/6/2023

0 0.5 1 2 3 Miles
 * Map reflects total number of Incidents and not total number of victims



This is not a legal document. due to address incompatibilities, some incidents may not be represented and the information on this map should not be viewed as the legal representation of property boundaries, roads, facilities. etc.

COMPSTAT REPORT



CRIME STATISTICS – DISTRICT 2

Period 23.05: May 07, 2023 – June 03, 2023

Captain Benyamin Yisrael

COMPSTAT STATISTICAL CRIME COMPARISON TO PREVIOUS 28 DAY PERIODS

District 2	2/12/2023	5/7/2023		3/12/2023	5/7/2023		4/9/2023	5/7/2023		3 Periods
Volusia County Sheriff's Office	3/11/2023	6/3/2023		4/8/2023	6/3/2023		5/6/2023	6/3/2023		Average %
VCSO Offense Data	Current - 3	Current (28d)	% Change	Current - 2	Current (28d)	% Change	Current - 1	Current (28d)	% Change	Change
Homicides	0	0	0%	0	0	0%	0	<u>0</u>	0%	0%
Auto Thefts	1	3	200%	3	3	0%	3	<u>3</u>	0%	67%
Total Burglaries	5	5	0%	3	5	67%	0	5	N/A	22%
Residence	3	5	67%	3	5	67%	0	<u>5</u>	N/A	44%
Non Residence	2	0	-100%	0	0	0%	0	<u>0</u>	0%	-33%
Total Larcenies	10	20	100%	11	20	82%	13	20	54%	79%
Larcenies	6	10	67%	5	10	100%	8	<u>10</u>	25%	64%
Larceny Carbreak	4	3	-25%	2	3	50%	2	<u>3</u>	50%	25%
Larceny Shoplifting	0	6	N/A	3	6	100%	3	<u>6</u>	100%	67%
Larceny Bicycle	0	1	N/A	1	1	0%	0	<u>1</u>	N/A	0%
Total Robberies	1	5	400%	2	5	150%	4	5	25%	192%
Armed	0	1	N/A	1	1	0%	1	<u>1</u>	0%	0%
Strongarmed	1	4	300%	1	4	300%	3	<u>4</u>	33%	211%
Total Agg. Assaults/Bat.	9	11	22%	8	11	38%	9	11	22%	27%
Agg. Assaults/Batteries	3	5	67%	5	5	0%	1	<u>5</u>	400%	156%
Agg. Domestic Assault/Batteries	6	6	0%	3	6	100%	8	<u>6</u>	-25%	25%
Person Shot	0	1	N/A	0	1	N/A	0	<u>1</u>	N/A	0%
Total Sexual Bat.	2	1	-50%	1	1	0%	1	1	0%	-17%
Sexual Battery	1	0	-100%	0	0	0%	1	<u>0</u>	-100%	-67%
Sexual Battery Child	1	1	0%	1	1	0%	0	<u>1</u>	N/A	0%
Total Part One Crimes	28	45	61%	28	45	61%	30	45	50%	57%
Part One Property Crimes	16	28	75%	17	28	65%	16	<u>28</u>	75%	72%
Part One Person Crimes	12	17	42%	11	17	55%	14	<u>17</u>	21%	39%
Total Calls For Service	1,543	1,297	-16%	1,333	1,297	-3%	1,385	1,297	-6%	-8%
Firearm Offenses	1	3	200%	1	3	200%	0	<u>3</u>	N/A	133%
All Domestic Violence Cases	26	37	42%	23	37	61%	27	<u>37</u>	37%	47%

NOTE: This Crime data is preliminary and subject to reclassification upon further investigation. The data above reflects the total number of offenses, it does not indicate the total number of incidents. N/A = Not Applicable

Last UCR build date: 6/6/2023 12:13:00 AM

January 1, 2023 through June 3, 2023 compared to the same periods in 2021 and 2022

Volusia County Sheriff's Office	YTD	YTD	2021-2022	YTD	YTD	2022-2023	YTD	YTD	2021-2023	% OF
District 2	2021	2022	% Change	2022	2023	%Change	2021	2023	%Change	COUNTYWIDE
Homicides	2	0	-100%	0	0	0%	2	<u>0</u>	-100%	0%
Auto Thefts	24	23	-4%	23	15	-35%	24	<u>15</u>	-38%	21%
Total Burglaries	21	18	-14%	18	19	6%	21	19	-10%	21%
Residence	16	16	0%	16	16	0%	16	<u>16</u>	0%	23%
Non Residence	5	2	-60%	2	3	50%	5	<u>3</u>	-40%	16%
Total Larcenies	88	102	16%	102	76	-25%	88	76	-14%	21%
Larcenies	53	64	21%	64	48	-25%	53	<u>48</u>	-9%	26%
Larceny Carbreak	21	22	5%	22	13	-41%	21	<u>13</u>	-38%	17%
Larceny Shoplifting	9	16	78%	16	13	-19%	9	<u>13</u>	44%	15%
Larceny Bicycle	5	0	-100%	0	2	N/A	5	<u>2</u>	-60%	12%
Total Robberies	15	19	27%	19	14	-26%	15	14	-7%	22%
Armed	2	3	50%	3	4	33%	2	<u>4</u>	100%	27%
Strongarmed	13	16	23%	16	10	-38%	13	<u>10</u>	-23%	20%
Total Agg. Assaults/Bat.	51	44	-14%	44	47	7%	51	47	-8%	N/A
Agg. Assaults/Batteries	20	15	-25%	15	18	20%	20	<u>18</u>	-10%	14%
Agg. Domestic Assault/Batteries	31	29	-6%	29	29	0%	31	<u>29</u>	-6%	24%
Person Shot	0	2	N/A	2	1	-50%	0	<u>1</u>	N/A	25%
Total Sexual Bat.	13	10	-23%	10	8	-20%	13	8	-38%	21%
Sexual Battery	3	2	-33%	2	2	0%	3	<u>2</u>	-33%	33%
Sexual Battery Child	10	8	-20%	8	6	-25%	10	<u>6</u>	-40%	18%
Total Part One Crimes	214	216	1%	216	179	-17%	214	179	-16%	22%
Part One Property Crimes	133	143	8%	143	110	-23%	133	<u>110</u>	-17%	21%
Part One Person Crimes	81	73	-10%	73	69	-5%	81	<u>69</u>	-15%	20%
Total Calls For Service	8,390	9,025	8%	9,025	7,792	-14%	8,390	7,792	-7%	17%
Firearm Offenses	14	12	-14%	12	9	-25%	14	<u>9</u>	-36%	16%
All Domestic Violence Cases	143	139	-3%	139	142	2%	143	<u>142</u>	-1%	23%

NOTE: This Crime data is preliminary and subject to reclassification upon further investigation. The data above reflects the total number of offenses, it does not indicate the total number of incidents. There were incidents that did not code into either district. These are included in the Countywide Total. N/A = Not Applicable

Last UCR build date: 6/6/2023 12:13:00 AM

January 1, 2023 through June 3, 2023 compared to the same periods in 2021 and 2022

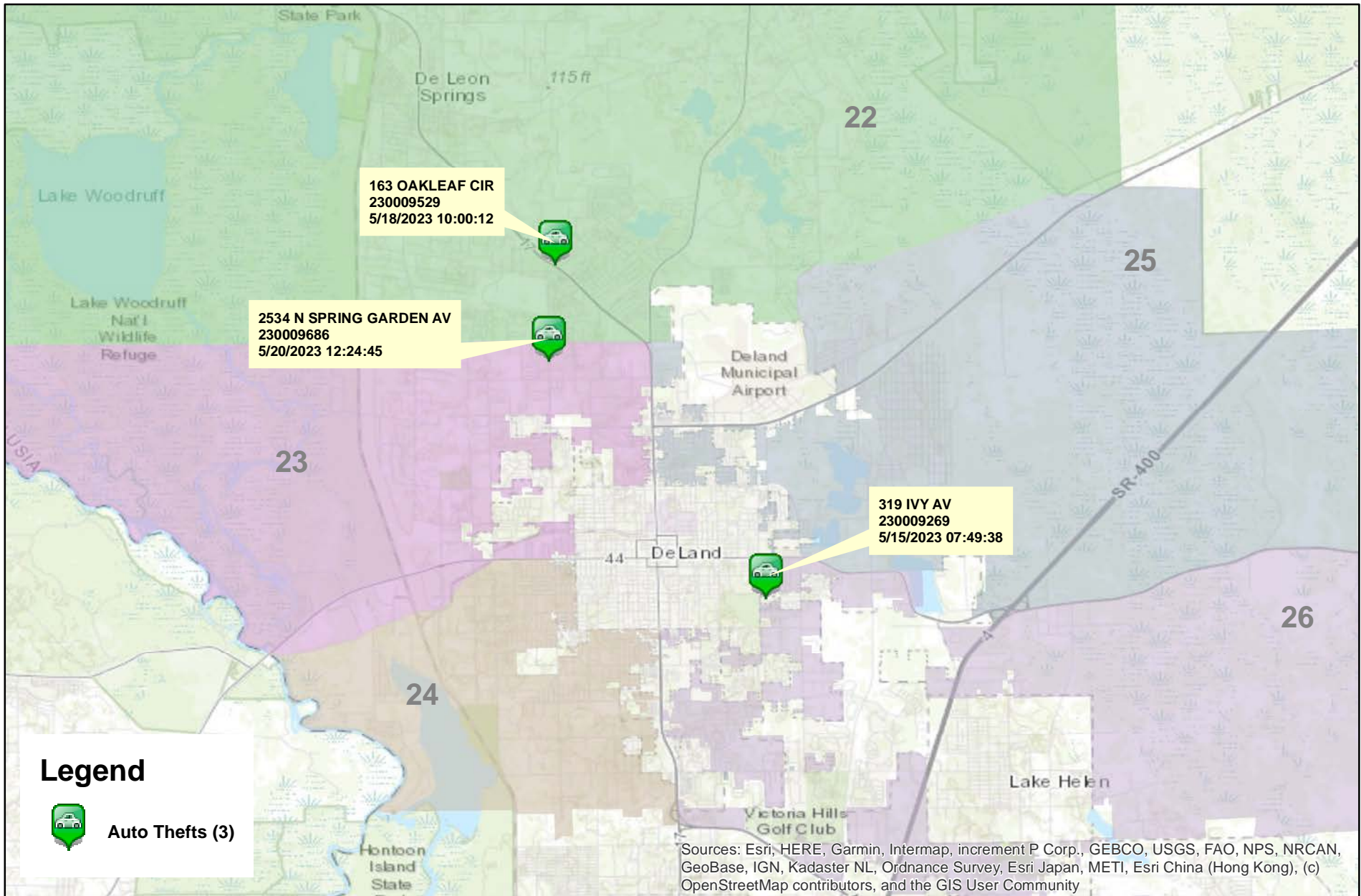
Volusia County Sheriff's Office District 2 Clearances	YTD 2021					YTD 2022					YTD 2023				
	Offense	Clrs	% Clr	Adult	Juv	Offense	Clrs	% Clr	Adult	Juv	Offense	Clrs	% Clr	Adult	Juv
Homicides	2	1	50%	1	0	0	0	0%	0	0	0	<u>0</u>	0%	0	0
Auto Thefts	24	16	67%	16	0	23	10	43%	7	3	15	<u>8</u>	53%	7	1
Total Burglaries	21	15	71%	15	0	18	11	61%	9	2	19	9	47%	9	0
Residence	16	10	63%	10	0	16	9	56%	8	1	16	<u>8</u>	50%	8	0
Non Residence	5	5	100%	5	0	2	2	100%	1	1	3	<u>1</u>	33%	1	0
Total Larcenies	88	36	41%	34	2	102	38	37%	36	2	76	41	54%	39	2
Larcenies	53	19	36%	19	0	64	23	36%	22	1	48	<u>24</u>	50%	23	1
Larceny Carbreak	21	9	43%	9	0	22	4	18%	3	1	13	<u>4</u>	31%	4	0
Larceny Shoplifting	9	6	67%	5	1	16	11	69%	11	0	13	<u>11</u>	85%	10	1
Larceny Bicycle	5	2	40%	1	1	0	0	0%	0	0	2	<u>2</u>	100%	2	0
Total Robberies	15	16	107%	15	1	19	20	105%	20	0	14	10	71%	10	0
Armed	2	2	100%	2	0	3	3	100%	3	0	4	<u>3</u>	75%	3	0
Strongarmed	13	14	108%	13	1	16	17	106%	17	0	10	<u>7</u>	70%	7	0
Total Agg. Assaults/Bat.	51	48	94%	44	4	44	36	82%	32	4	47	39	83%	33	6
Agg. Assaults/Batteries	20	19	95%	15	4	15	11	73%	10	1	18	<u>12</u>	67%	9	3
Agg. Domestic Assault/Batteries	31	29	94%	29	0	29	25	86%	22	3	29	<u>27</u>	93%	24	3
Person Shot	0	0	0%	0	0	2	2	100%	1	1	1	<u>0</u>	0%	0	0
Total Sexual Bat.	15	3	20%	2	1	10	11	110%	9	2	8	9	113%	8	1
Sexual Battery	4	0	0%	0	0	2	2	100%	2	0	2	<u>0</u>	0%	0	0
Sexual Battery Child	11	3	27%	2	1	8	9	113%	7	2	6	<u>9</u>	150%	8	1
Total Part One Crimes	214	135	63%	131	8	216	126	58%	113	13	179	116	65%	106	10
Part One Property Crimes	133	67	50%	65	2	143	59	41%	52	7	110	<u>58</u>	53%	55	3
Part One Person Crimes	81	68	84%	66	6	73	67	92%	61	6	69	<u>58</u>	84%	51	7

NOTE: This Crime data is preliminary and subject to reclassification upon further investigation. The data above reflects the total number of offenses, it does not indicate the total number of incidents.

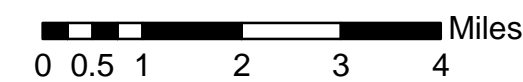
Last UCR build date: 6/6/2023 12:13:00 AM

District 2 Auto Thefts

05/07/2023 thru 06/03/2023



Prepared by: VC Crime Center
Crime Intelligence Analyst
Volusia Sheriff's Office
Printed On: 6/6/2023



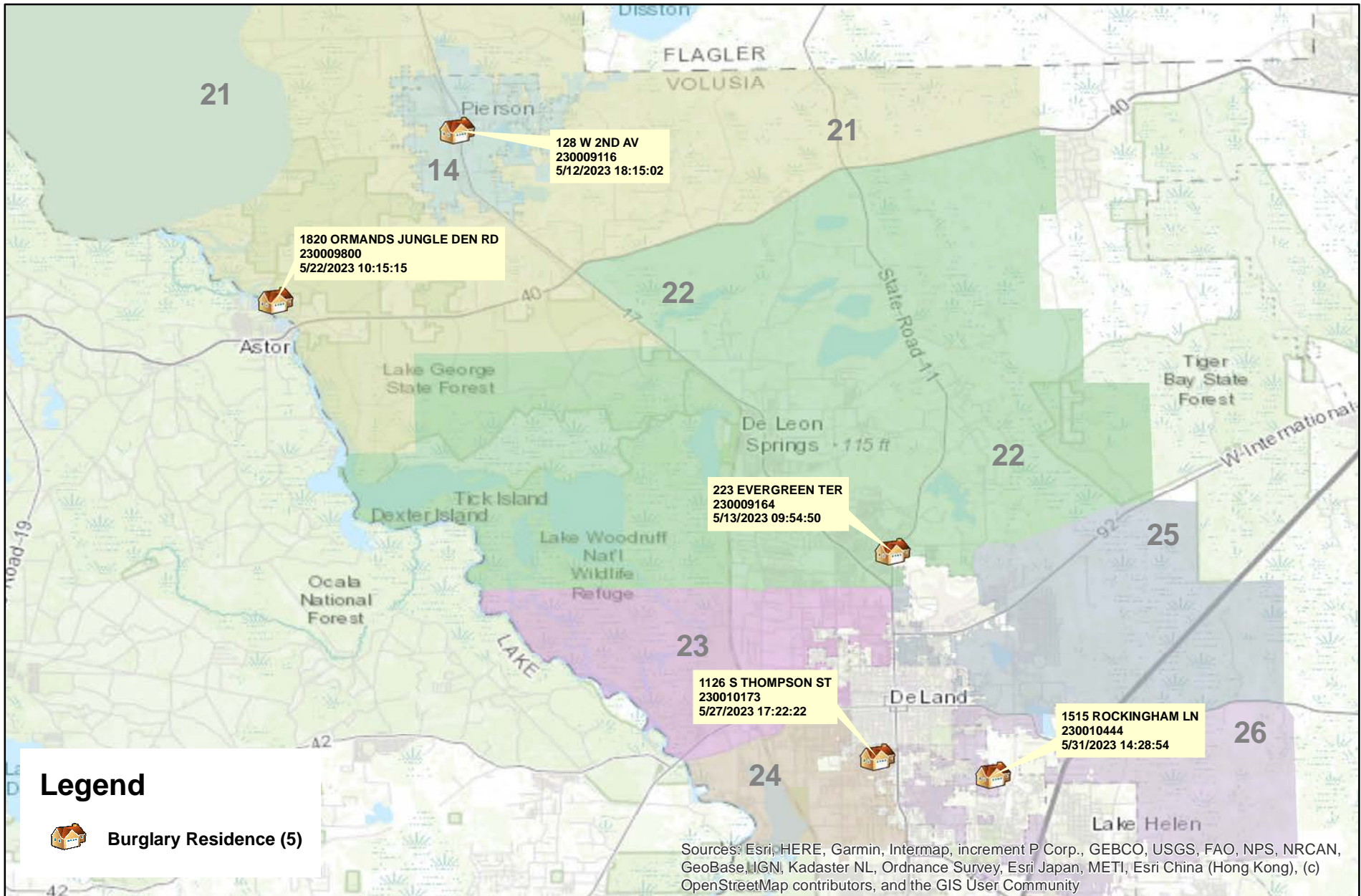
* Map reflects total number of Incidents and not total number of victims



This is not a legal document. due to address incompatibilities, some incidents may not be represented and the information on this map should not be viewed as the legal representation of property boundaries, roads, facilities. etc.

District 2 Burglaries

05/07/2023 thru 06/03/2023



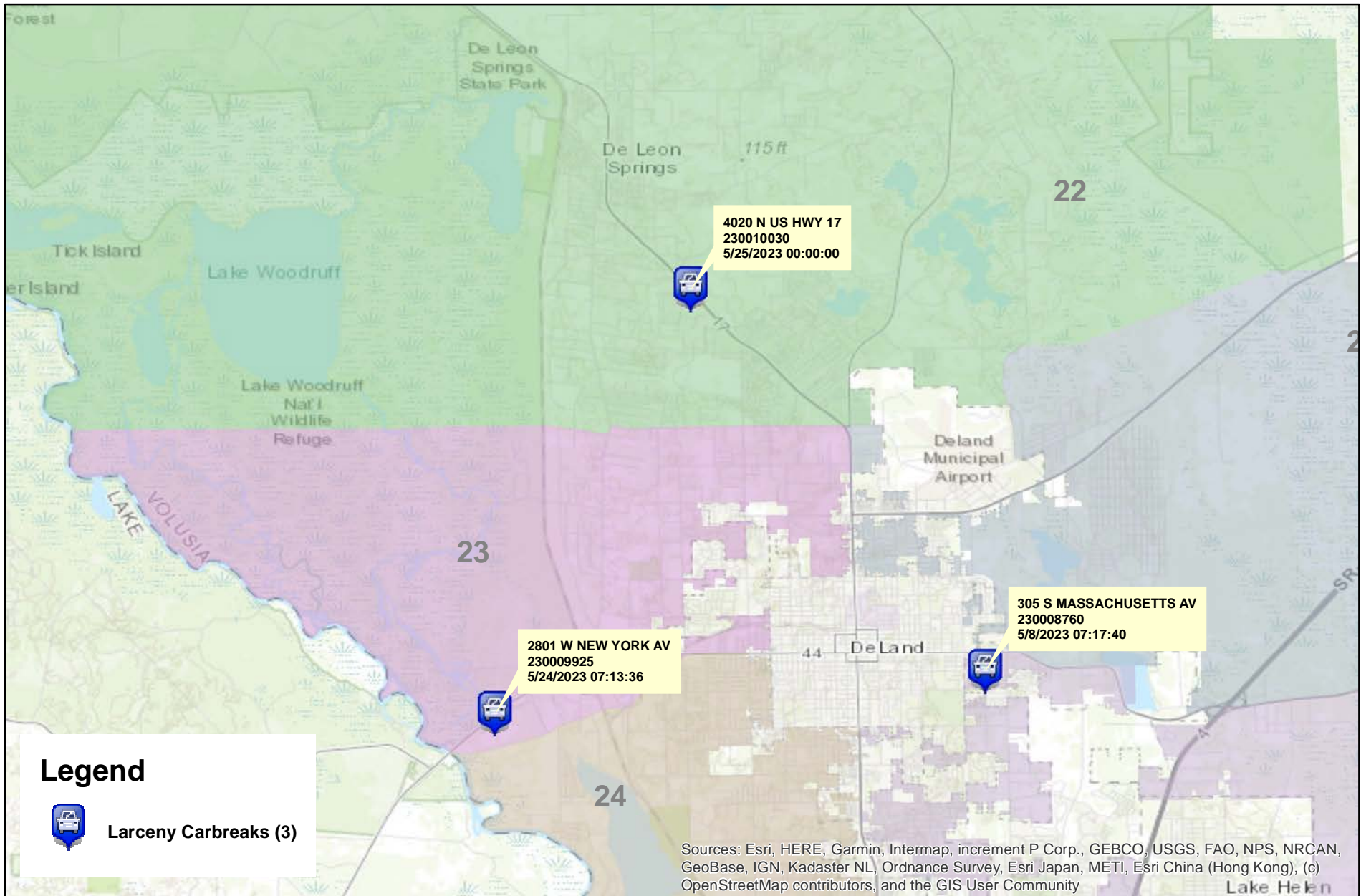
Prepared by: VC Crime Center
 Crime Intelligence Analyst
 Volusia Sheriff's Office
 Printed On: 6/6/2023

00.51 2 3 4 5 Miles
 * Map reflects total number of Incidents and not total number of victims



This is not a legal document. due to address incompatibilities, some incidents may not be represented and the information on this map should not be viewed as the legal representation of property boundaries, roads, facilities, etc.

District 2 Larceny Carbreaks 05/07/2023 thru 06/03/2023



Prepared by: VC Crime Center
Crime Intelligence Analyst
Volusia Sheriff's Office
Printed On: 6/6/2023

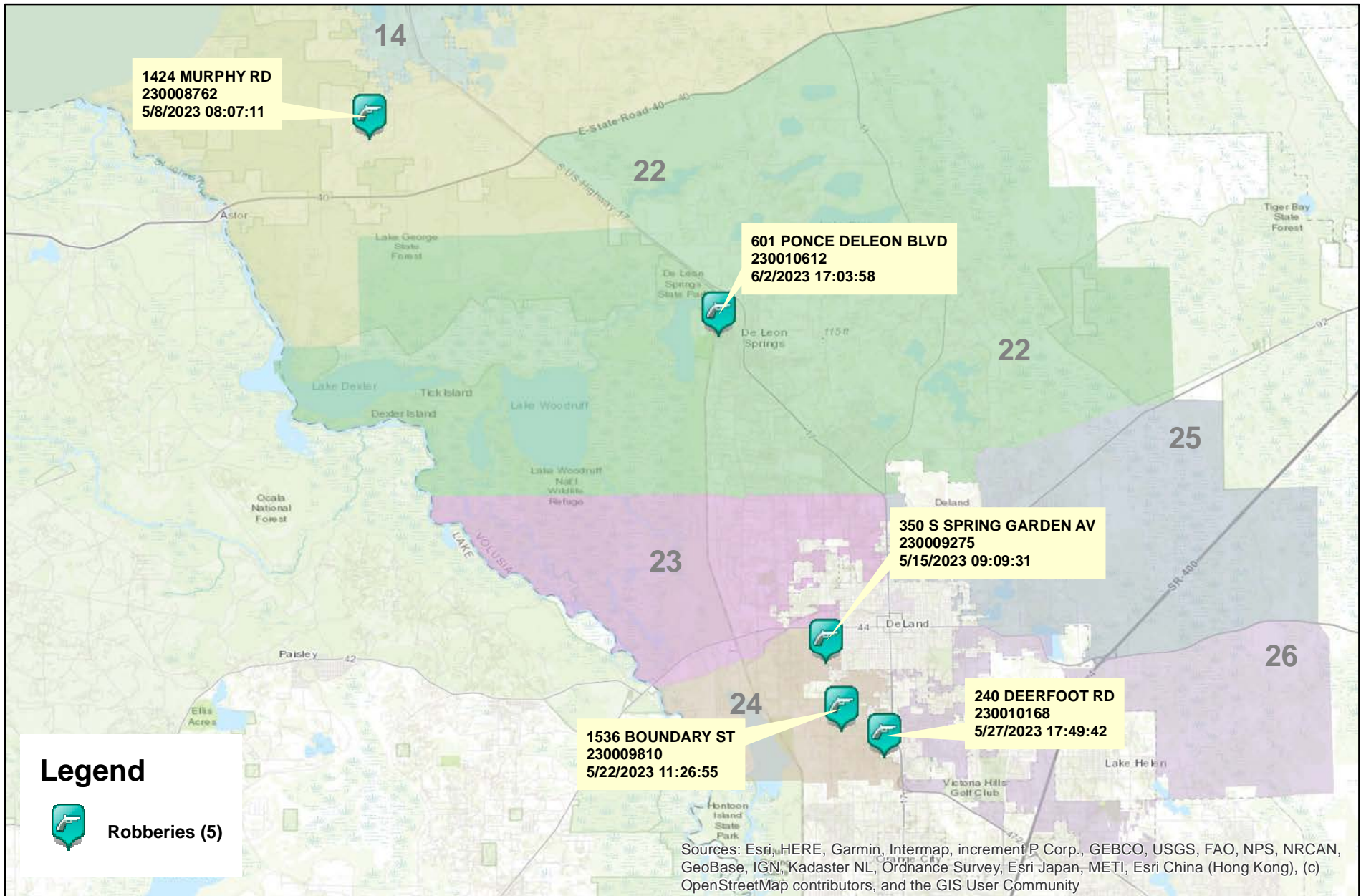
0 0.5 1 2 3 4 Miles
* Map reflects total number of Incidents and not total number of victims



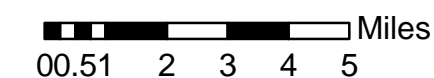
This is not a legal document. due to address incompatibilities, some incidents may not be represented and the information on this map should not be viewed as the legal representation of property boundaries, roads, facilities, etc.

District 2 Robberies

05/07/2023 thru 06/03/2023



Prepared by: VC Crime Center
 Crime Intelligence Analyst
 Volusia Sheriff's Office
 Printed On: 6/6/2023

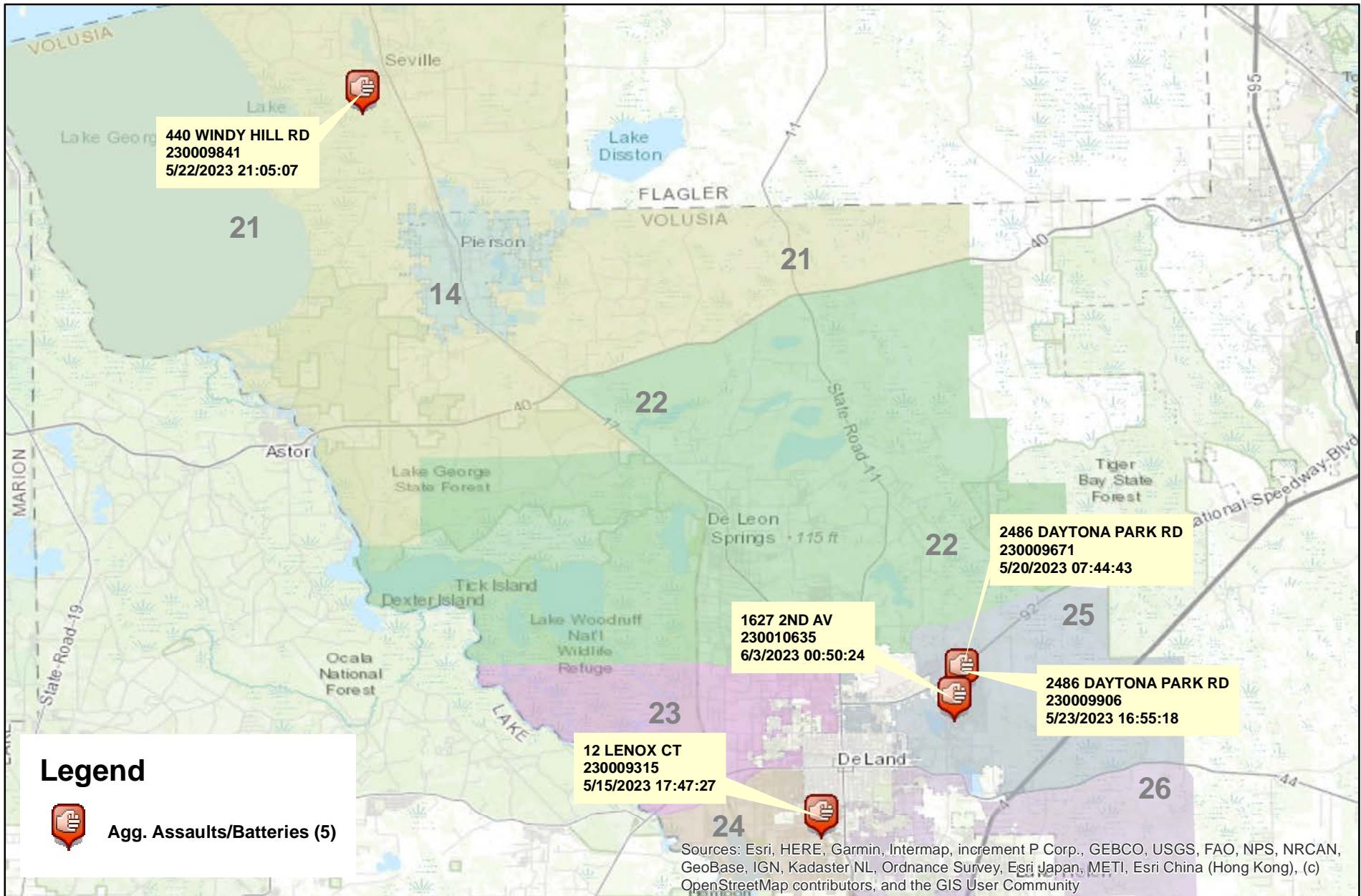


* Map reflects total number of Incidents and not total number of victims



This is not a legal document. due to address incompatibilities, some incidents may not be represented and the information on this map should not be viewed as the legal representation of property boundaries, roads, facilities, etc.

District 2 Aggravated Assaults and Batteries 05/07/2023 thru 06/03/2023



Legend



Agg. Assaults/Batteries (5)

Sources: Esri, HERE, Garmin, Intermap, increment P Corp., GEBCO, USGS, FAO, NPS, NRCAN, GeoBase, IGN, Kadaster NL, Ordnance Survey, Esri Japan, METI, Esri China (Hong Kong), (c) OpenStreetMap contributors, and the GIS User Community

Prepared by: VC Crime Center
Crime Intelligence Analyst
Volusia Sheriff's Office
Printed On: 6/6/2023

0 0.51 2 3 4 5 Miles

* Map reflects total number of Incidents and not total number of victims

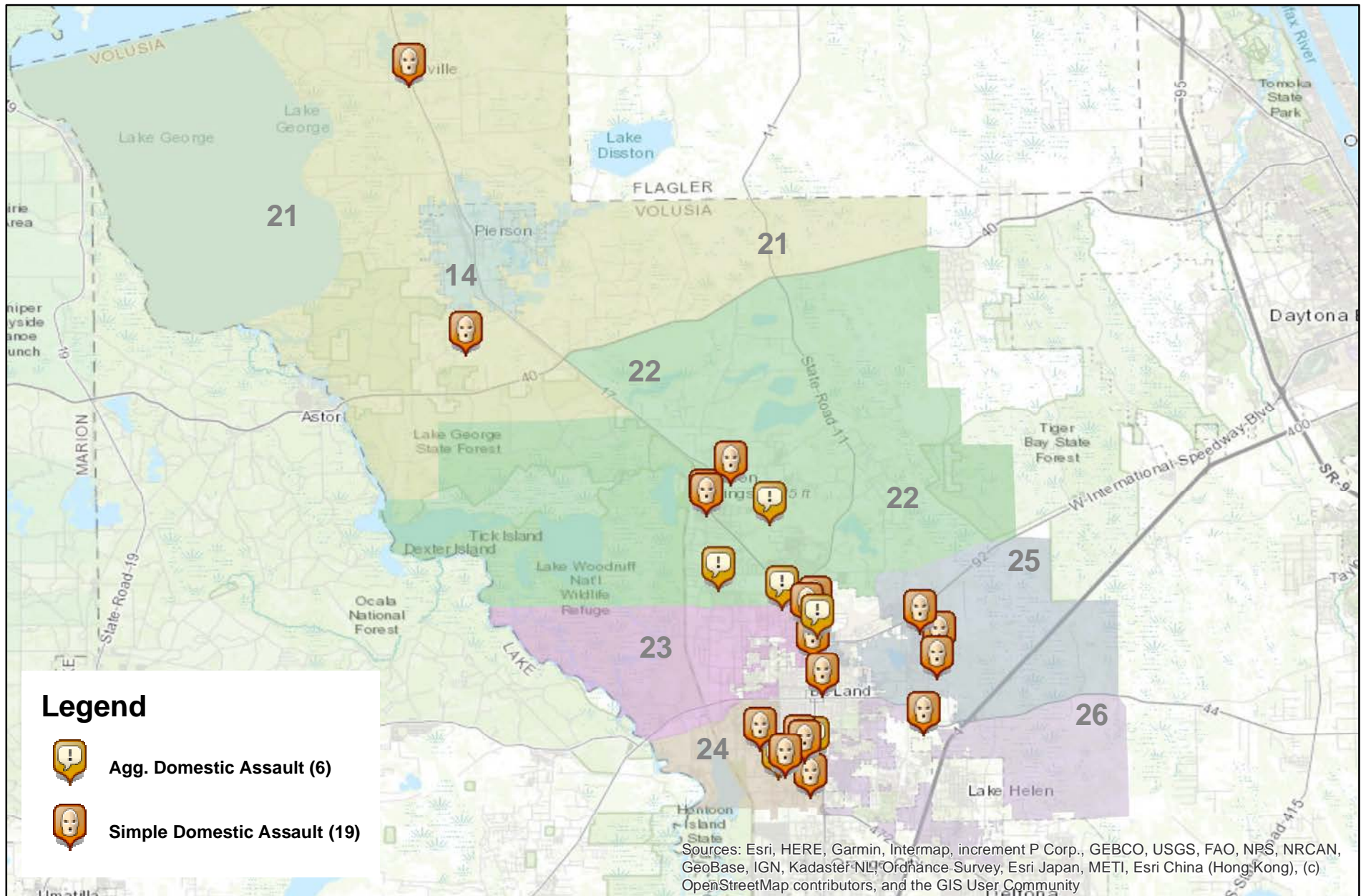


This is not a legal document. due to address incompatibilities, some incidents may not be represented and the information on this map should not be viewed as the legal representation of property boundaries, roads, facilities, etc.



District 2 Domestic Assaults and Batteries

05/07/2023 thru 06/03/2023



Prepared by: VC Crime Center
 Crime Intelligence Analyst
 Volusia Sheriff's Office
 Printed On: 6/6/2023

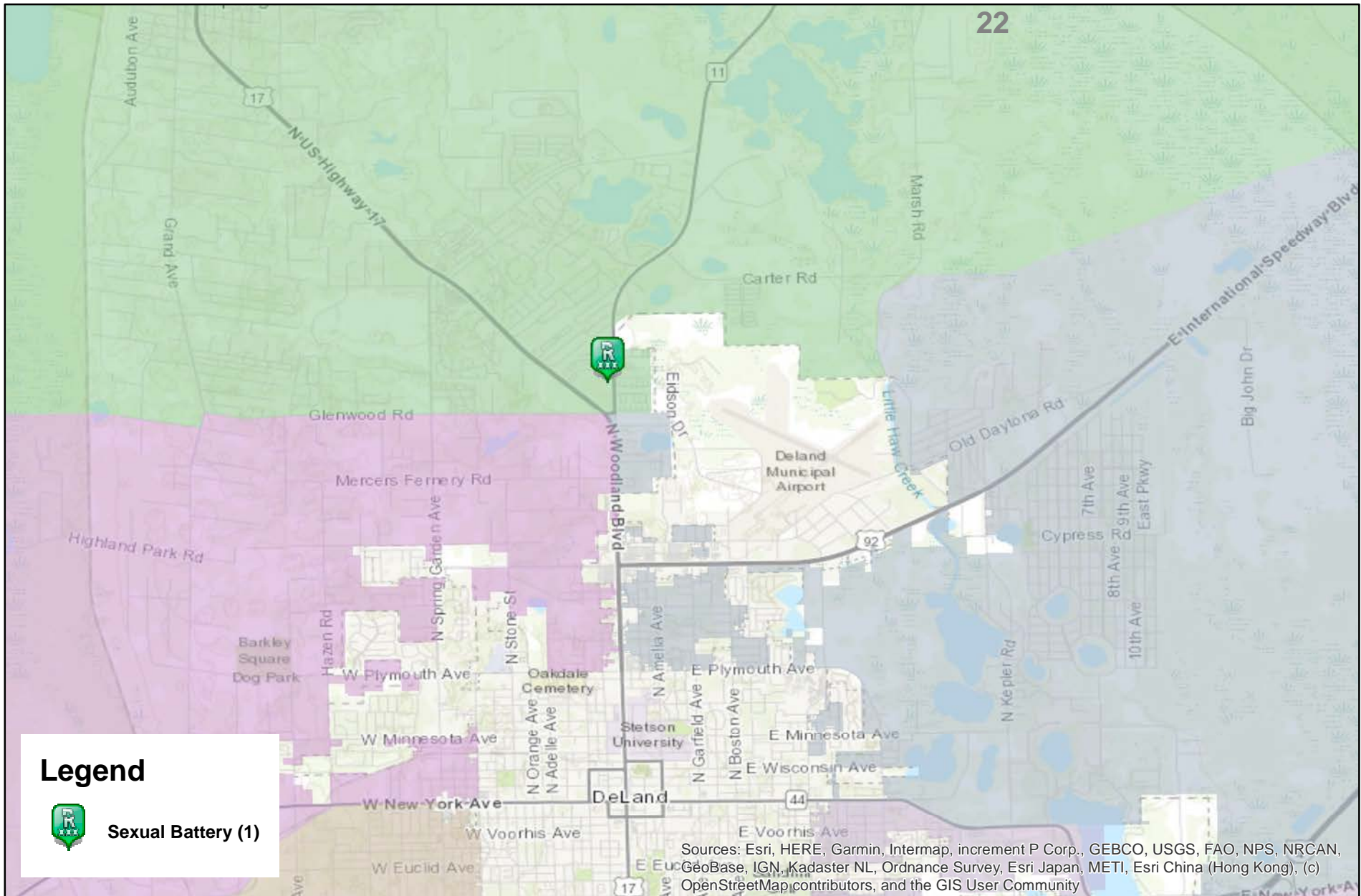
0 1 2 4 6 8 10 Miles
 * Map reflects total number of Incidents and not total number of victims




This is not a legal document. due to address incompatibilities, some incidents may not be represented and the information on this map should not be viewed as the legal representation of property boundaries, roads, facilities. etc.

District 2 Sexual Batteries

05/07/2023 thru 06/03/2023



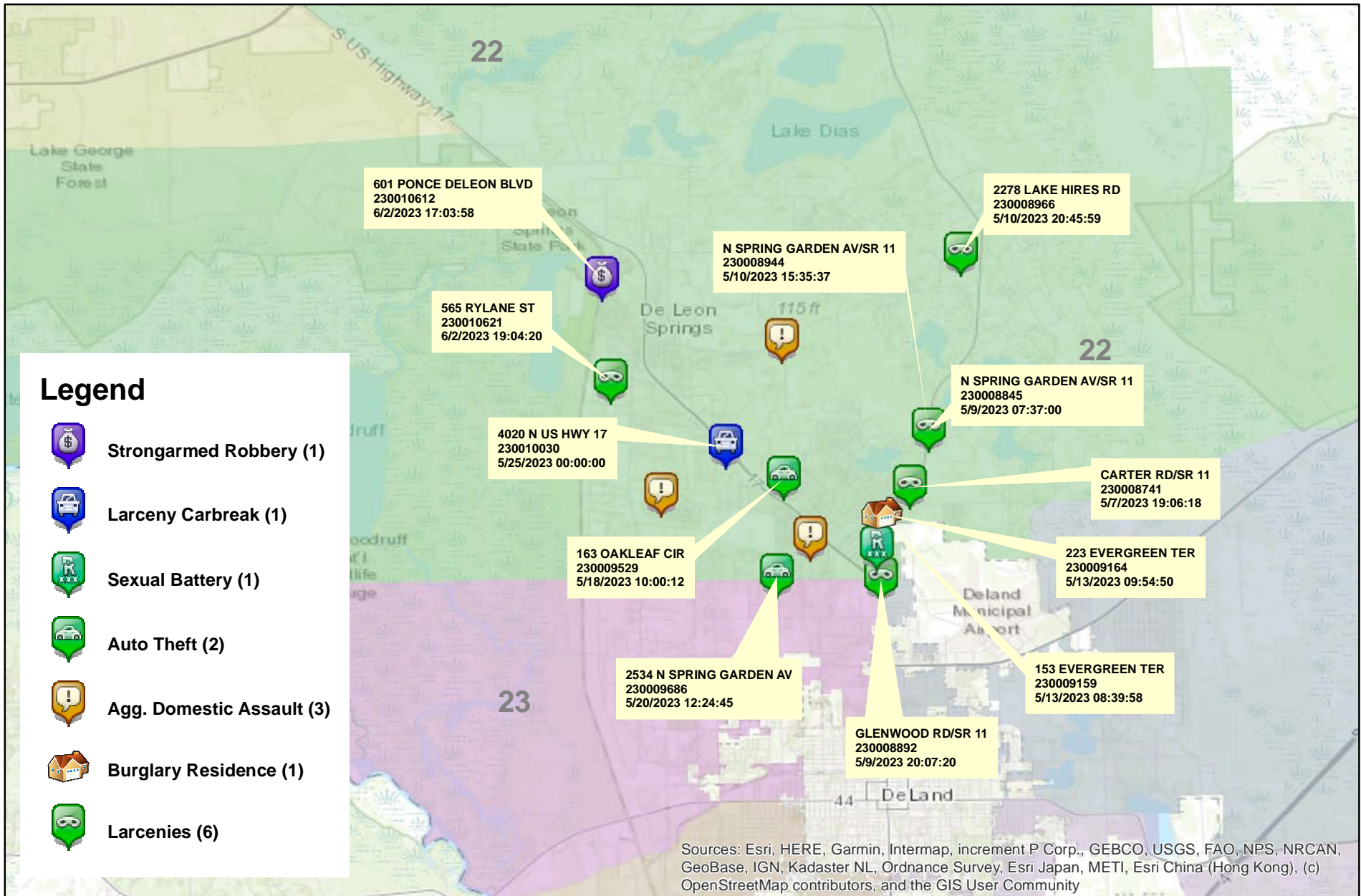
Prepared by: VC Crime Center
Crime Intelligence Analyst
Volusia Sheriff's Office
Printed On: 6/6/2023



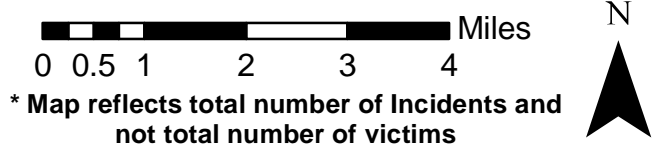
This is not a legal document. due to address incompatibilities, some incidents may not be represented and the information on this map should not be viewed as the legal representation of property boundaries, roads, facilities. etc.

District 2 Hot Zone 22

05/07/2023 thru 06/03/2023



Prepared by: VC Crime Center
 Crime Intelligence Analyst
 Volusia Sheriff's Office
 Printed On: 6/6/2023



This is not a legal document. due to address incompatibilities, some incidents may not be represented and the information on this map should not be viewed as the legal representation of property boundaries, roads, facilities. etc.

District 2 - Part 1 Crimes by Zone 05/07/2023 through 06/03/2023

Volusia County Sheriff's Office	Total	14	21	22	23	24	25	26	CT
Total	<u>44</u>	<u>1</u>	<u>3</u>	<u>15</u>	<u>2</u>	<u>10</u>	<u>6</u>	<u>7</u>	<u>0</u>
Aggravated Assaults	<u>11</u>	<u>0</u>	<u>1</u>	<u>3</u>	<u>0</u>	<u>3</u>	<u>4</u>	<u>0</u>	<u>0</u>
Auto Thefts	<u>3</u>	<u>0</u>	<u>0</u>	<u>2</u>	<u>0</u>	<u>0</u>	<u>0</u>	<u>1</u>	<u>0</u>
Burglary Non-Residence	<u>0</u>	<u>0</u>	<u>0</u>	<u>0</u>	<u>0</u>	<u>0</u>	<u>0</u>	<u>0</u>	<u>0</u>
Burglary Residence	<u>5</u>	<u>1</u>	<u>1</u>	<u>1</u>	<u>0</u>	<u>1</u>	<u>0</u>	<u>1</u>	<u>0</u>
Homicide	<u>0</u>	<u>0</u>	<u>0</u>	<u>0</u>	<u>0</u>	<u>0</u>	<u>0</u>	<u>0</u>	<u>0</u>
Larceny All Other	<u>10</u>	<u>0</u>	<u>0</u>	<u>6</u>	<u>1</u>	<u>2</u>	<u>1</u>	<u>0</u>	<u>0</u>
Larceny Carbreak	<u>3</u>	<u>0</u>	<u>0</u>	<u>1</u>	<u>1</u>	<u>0</u>	<u>0</u>	<u>1</u>	<u>0</u>
Larceny Shoplifting	<u>6</u>	<u>0</u>	<u>0</u>	<u>0</u>	<u>0</u>	<u>1</u>	<u>1</u>	<u>4</u>	<u>0</u>
Robbery Armed	<u>1</u>	<u>0</u>	<u>0</u>	<u>0</u>	<u>0</u>	<u>1</u>	<u>0</u>	<u>0</u>	<u>0</u>
Robbery Strongarmed	<u>4</u>	<u>0</u>	<u>1</u>	<u>1</u>	<u>0</u>	<u>2</u>	<u>0</u>	<u>0</u>	<u>0</u>
Sexual Battery	<u>1</u>	<u>0</u>	<u>0</u>	<u>1</u>	<u>0</u>	<u>0</u>	<u>0</u>	<u>0</u>	<u>0</u>

*The Aggravated Assault, Auto Theft,& Sexual Battery statistics reflect the total number of incidents, it does not indicate the total number of victims or vehicles.

The Highlighted numbers indicate zones with higher levels of activity.

Last UCR build date: 6/6/2023 12:13:00 AM

COMPSTAT REPORT

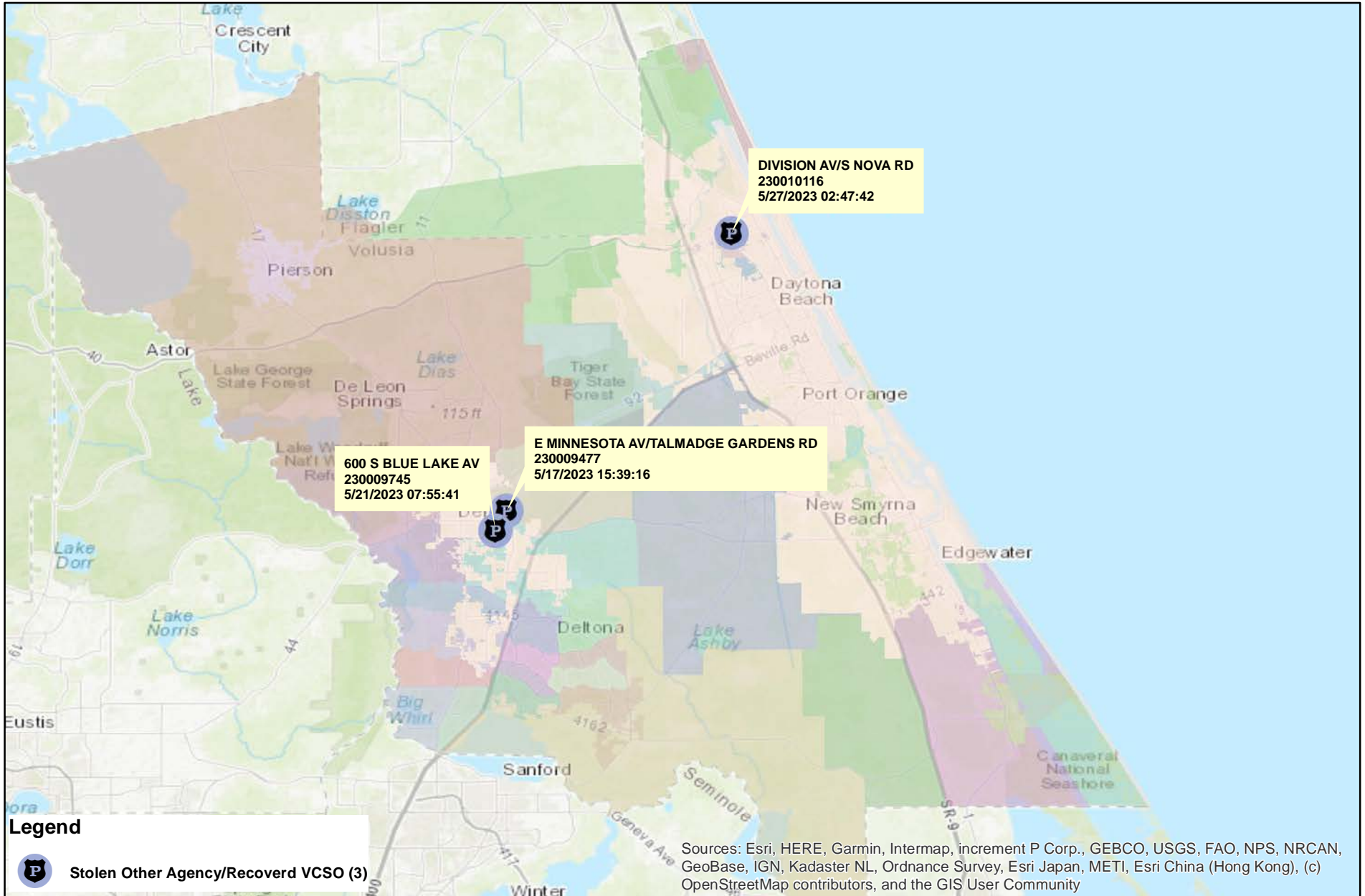


INVESTIGATIVE SERVICES SECTION

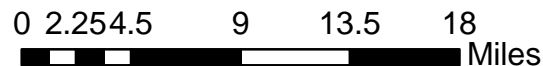
Period 23.05: May 07, 2023 – June 03, 2023

Captain Paul Kammerer

Agencywide Auto Recoveries 05/07/2023 thru 06/03/2023



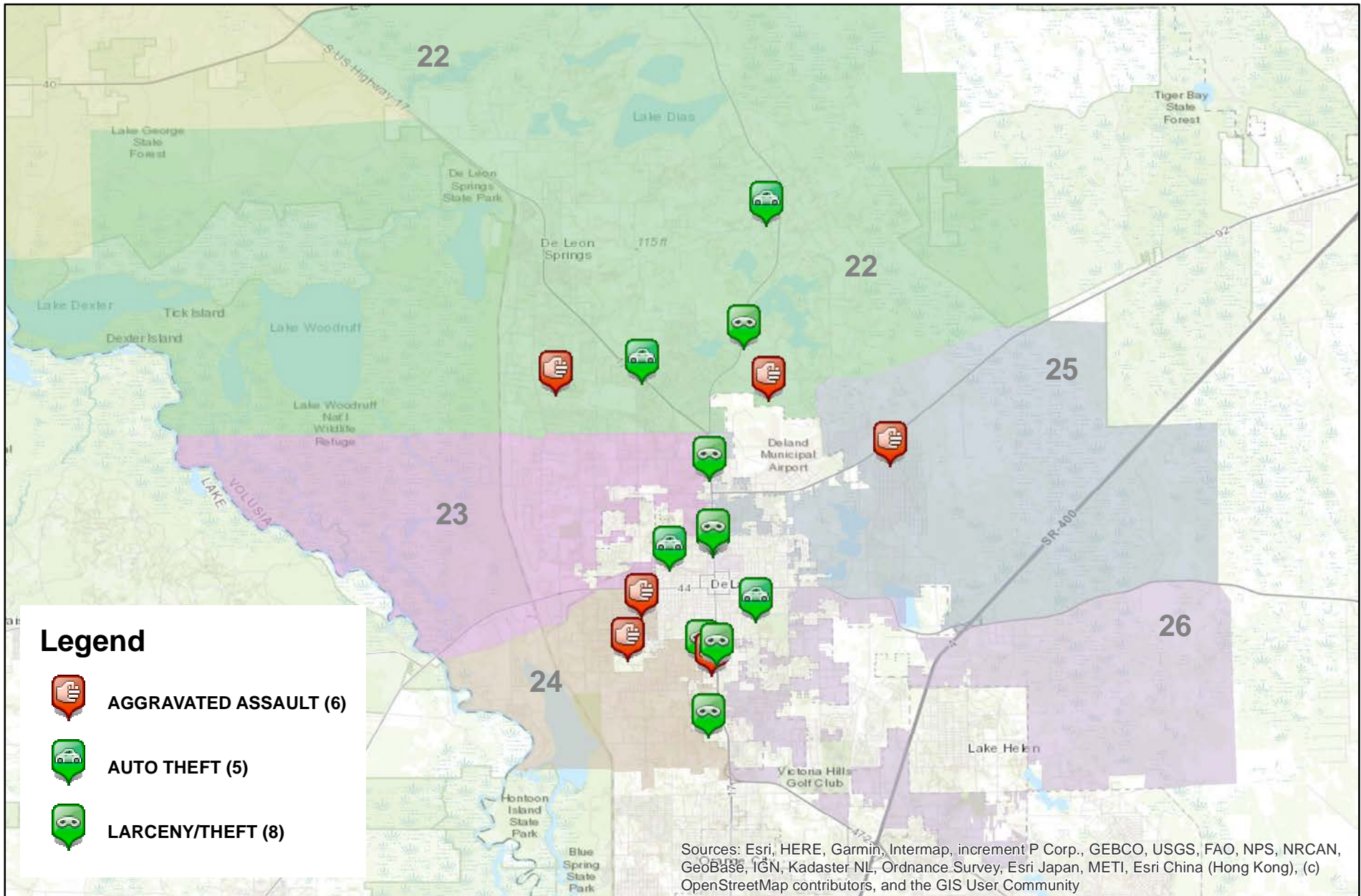
Prepared by: VC Crime Center
Crime Intelligence Analyst
Volusia Sheriff's Office
Printed On: 6/6/2023



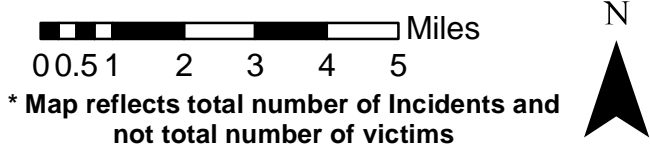
This is not a legal document.
Due to address incompatibilities, some incidents may not be represented and the information on this map should not be viewed as the legal representation of property boundaries, roads, facilities, etc.

District 2 Part 1 Arrests by Location

05/07/2023 thru 06/03/2023



Prepared by: VC Crime Center
 Crime Intelligence Analyst
 Volusia Sheriff's Office
 Printed On: 6/6/2023



This is not a legal document. due to address incompatibilities, some incidents may not be represented and the information on this map should not be viewed as the legal representation of property boundaries, roads, facilities. etc.

COMPSTAT REPORT



EAST VOLUSIA

Period 23.05: May 07, 2023 – June 03, 2023

Sheriff Michael J. Chitwood
Chief Deputy Brian Henderson

COMPSTAT REPORT



CRIME STATISTICS – DISTRICT 3 NORTH

Period 23.05: May 07, 2023 – June 03, 2023

Captain Daniel Shivers

COMPSTAT STATISTICAL CRIME COMPARISON TO PREVIOUS 28 DAY PERIODS

District 3 North	2/12/2023	5/7/2023		3/12/2023	5/7/2023		4/9/2023	5/7/2023		3 Periods
Volusia County Sheriff's Office	3/11/2023	6/3/2023		4/8/2023	6/3/2023		5/6/2023	6/3/2023		Average %
VCSO Offense Data	Current - 3	Current (28d)	% Change	Current -2	Current (28d)	% Change	Current - 1	Current (28d)	% Change	Change
Homicides	0	0	0%	0	0	0%	0	<u>0</u>	0%	0%
Auto Thefts	3	6	100%	1	6	500%	3	<u>6</u>	100%	233%
Total Burglaries	2	7	250%	3	7	133%	2	7	250%	211%
Residence	2	5	150%	2	5	150%	2	<u>5</u>	150%	150%
Non Residence	0	2	N/A	1	2	100%	0	<u>2</u>	N/A	33%
Total Larcenies	8	5	-38%	8	5	-38%	5	5	0%	-25%
Larcenies	7	3	-57%	4	3	-25%	4	<u>3</u>	-25%	-36%
Larceny Carbreak	0	2	N/A	0	2	N/A	0	<u>2</u>	N/A	0%
Larceny Shoplifting	1	0	-100%	0	0	0%	0	<u>0</u>	0%	-33%
Larceny Bicycle	0	0	0%	4	0	-100%	1	<u>0</u>	-100%	-67%
Total Robberies	3	2	-33%	0	2	N/A	0	2	N/A	-11%
Armed	1	0	-100%	0	0	0%	0	<u>0</u>	0%	-33%
Strongarmed	2	2	0%	0	2	N/A	0	<u>2</u>	N/A	0%
Total Agg. Assaults/Bat.	4	2	-50%	4	2	-50%	5	2	-60%	-53%
Agg. Assaults/Batteries	2	2	0%	1	2	100%	1	<u>2</u>	100%	67%
Agg. Domestic Assault/Batteries	2	0	-100%	3	0	-100%	4	<u>0</u>	-100%	-100%
Person Shot	0	0	0%	0	0	0%	0	<u>0</u>	0%	0%
Total Sexual Bat.	2	1	-50%	2	1	-50%	1	1	0%	-33%
Sexual Battery	0	1	N/A	0	1	N/A	0	<u>1</u>	N/A	0%
Sexual Battery Child	2	0	-100%	2	0	-100%	1	<u>0</u>	-100%	-100%
Total Part One Crimes	22	23	5%	18	23	28%	16	23	44%	25%
Part One Property Crimes	13	18	38%	12	18	50%	10	<u>18</u>	80%	56%
Part One Person Crimes	9	5	-44%	6	5	-17%	6	<u>5</u>	-17%	-26%
Total Calls For Service	1,269	1,417	12%	1,170	1,417	21%	1,216	1,417	17%	16%
Firearm Offenses	1	0	-100%	0	0	0%	0	<u>0</u>	0%	-33%
All Domestic Violence Cases	17	11	-35%	11	11	0%	16	<u>11</u>	-31%	-22%

NOTE: This Crime data is preliminary and subject to reclassification upon further investigation. The data above reflects the total number of offenses, it does not indicate the total number of incidents. N/A = Not Applicable

Last UCR build date: 6/6/2023 12:13:00 AM

January 1, 2023 through June 3, 2023 compared to the same periods in 2021 and 2022

Volusia County Sheriff's Office	YTD	YTD	2021-2022	YTD	YTD	2022-2023	YTD	YTD	2021-2023	% OF
District 3 North	2021	2022	% Change	2022	2023	%Change	2021	2023	%Change	COUNTYWIDE
Homicides	2	0	-100%	0	0	0%	2	<u>0</u>	-100%	0%
Auto Thefts	10	9	-10%	9	16	78%	10	<u>16</u>	60%	22%
Total Burglaries	10	11	10%	11	18	64%	10	18	80%	20%
Residence	8	10	25%	10	15	50%	8	<u>15</u>	88%	21%
Non Residence	2	1	-50%	1	3	200%	2	<u>3</u>	50%	16%
Total Larcenies	45	46	2%	46	38	-17%	45	38	-16%	10%
Larcenies	27	31	15%	31	24	-23%	27	<u>24</u>	-11%	13%
Larceny Carbreak	15	8	-47%	8	2	-75%	15	<u>2</u>	-87%	3%
Larceny Shoplifting	3	6	100%	6	4	-33%	3	<u>4</u>	33%	4%
Larceny Bicycle	0	1	N/A	1	8	700%	0	<u>8</u>	N/A	47%
Total Robberies	7	3	-57%	3	7	133%	7	7	0%	11%
Armed	2	2	0%	2	2	0%	2	<u>2</u>	0%	13%
Strongarmed	5	1	-80%	1	5	400%	5	<u>5</u>	0%	10%
Total Agg. Assaults/Bat.	23	29	26%	29	20	-31%	23	20	-13%	N/A
Agg. Assaults/Batteries	11	15	36%	15	6	-60%	11	<u>6</u>	-45%	5%
Agg. Domestic Assault/Batteries	12	14	17%	14	14	0%	12	<u>14</u>	17%	12%
Person Shot	1	5	400%	5	0	-100%	1	<u>0</u>	-100%	0%
Total Sexual Bat.	4	8	100%	8	6	-25%	4	6	50%	15%
Sexual Battery	2	1	-50%	1	1	0%	2	<u>1</u>	-50%	17%
Sexual Battery Child	2	7	250%	7	5	-29%	2	<u>5</u>	150%	15%
Total Part One Crimes	101	106	5%	106	105	-1%	101	105	4%	13%
Part One Property Crimes	65	66	2%	66	72	9%	65	<u>72</u>	11%	14%
Part One Person Crimes	36	40	11%	40	33	-18%	36	<u>33</u>	-8%	9%
Total Calls For Service	6,065	6,487	7%	6,487	7,061	9%	6,065	7,061	16%	15%
Firearm Offenses	5	12	140%	12	2	-83%	5	<u>2</u>	-60%	4%
All Domestic Violence Cases	83	84	1%	84	73	-13%	83	<u>73</u>	-12%	12%

NOTE: This Crime data is preliminary and subject to reclassification upon further investigation. The data above reflects the total number of offenses, it does not indicate the total number of incidents. There were incidents that did not code into either district. These are included in the Countywide Total. N/A = Not Applicable

Last UCR build date: 6/6/2023 12:13:00 AM

January 1, 2023 through June 3, 2023 compared to the same periods in 2021 and 2022

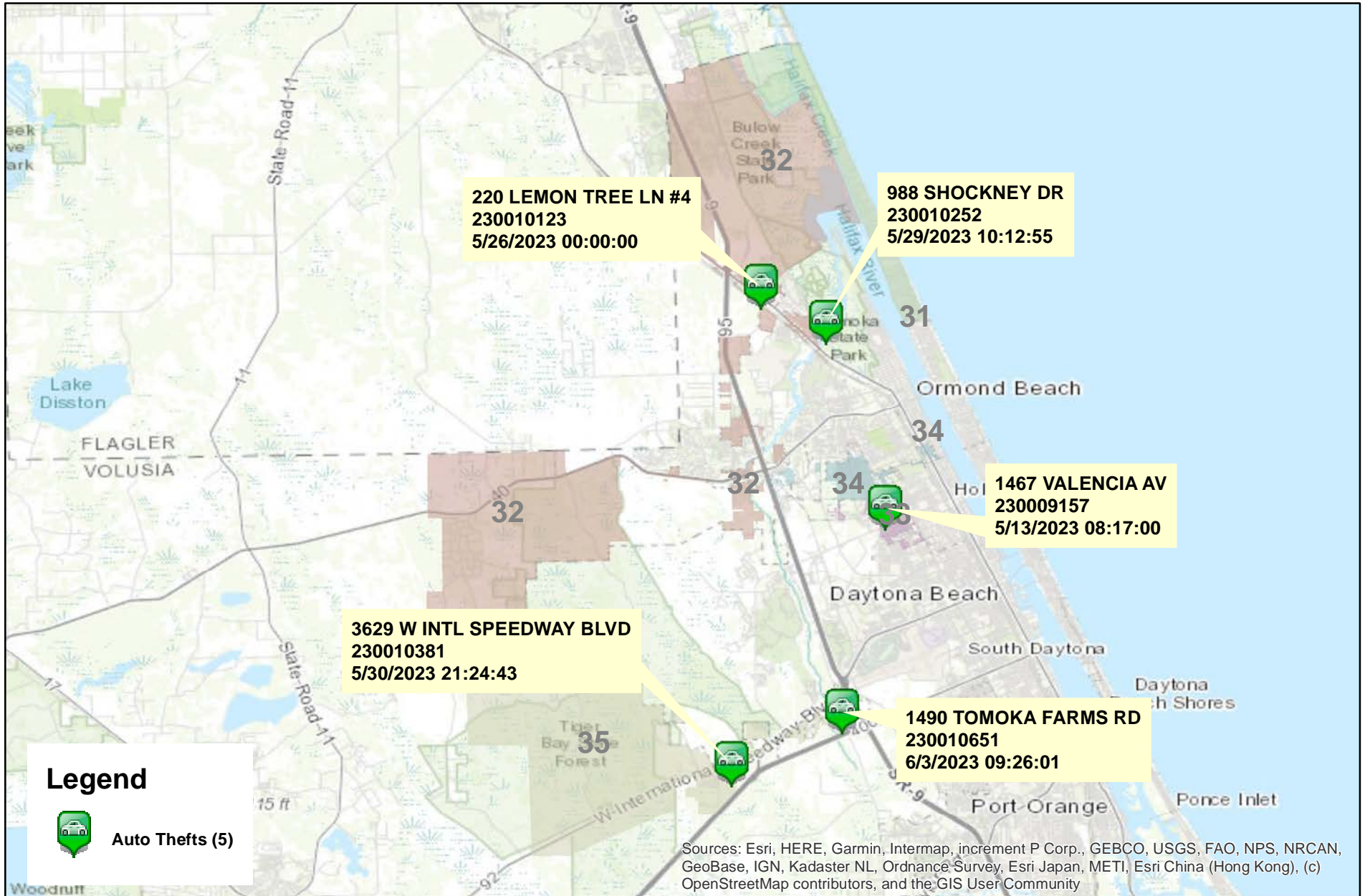
Volusia County Sheriff's Office District 3 North Clearances	YTD 2021					YTD 2022					YTD 2023				
	Offense	Clrs	% Clr	Adult	Juv	Offense	Clrs	% Clr	Adult	Juv	Offense	Clrs	% Clr	Adult	Juv
Homicides	2	3	150%	3	0	0	0	0%	0	0	0	<u>0</u>	0%	0	0
Auto Thefts	10	4	40%	4	0	9	5	56%	4	1	16	<u>10</u>	63%	6	4
Total Burglaries	10	4	40%	4	0	11	2	18%	2	0	18	12	67%	11	1
Residence	8	4	50%	4	0	10	2	20%	2	0	15	<u>10</u>	67%	9	1
Non Residence	2	0	0%	0	0	1	0	0%	0	0	3	<u>2</u>	67%	2	0
Total Larcenies	45	16	36%	16	0	46	12	26%	11	1	38	16	42%	15	1
Larcenies	27	10	37%	10	0	31	6	19%	6	0	24	<u>10</u>	42%	9	1
Larceny Carbreak	15	5	33%	5	0	8	3	38%	2	1	2	<u>2</u>	100%	2	0
Larceny Shoplifting	3	1	33%	1	0	6	3	50%	3	0	4	<u>4</u>	100%	4	0
Larceny Bicycle	0	0	0%	0	0	1	0	0%	0	0	8	<u>0</u>	0%	0	0
Total Robberies	7	7	100%	7	0	3	3	100%	3	0	7	7	100%	5	2
Armed	2	2	100%	2	0	2	2	100%	2	0	2	<u>3</u>	150%	3	0
Strongarmed	5	5	100%	5	0	1	1	100%	1	0	5	<u>4</u>	80%	2	2
Total Agg. Assaults/Bat.	23	21	91%	21	0	29	18	62%	18	0	20	19	95%	16	3
Agg. Assaults/Batteries	11	9	82%	9	0	15	7	47%	7	0	6	<u>7</u>	117%	6	1
Agg. Domestic Assault/Batteries	12	12	100%	12	0	14	11	79%	11	0	14	<u>12</u>	86%	10	2
Person Shot	1	1	100%	1	0	7	1	14%	1	0	0	<u>0</u>	0%	0	0
Total Sexual Bat.	4	5	125%	2	3	8	3	38%	3	0	6	4	67%	2	2
Sexual Battery	2	2	100%	2	0	1	0	0%	0	0	1	<u>1</u>	100%	1	0
Sexual Battery Child	2	3	150%	0	3	7	3	43%	3	0	5	<u>3</u>	60%	1	2
Total Part One Crimes	101	60	59%	60	3	106	43	41%	41	2	105	68	65%	55	13
Part One Property Crimes	65	24	37%	24	0	66	19	29%	17	2	72	<u>38</u>	53%	32	6
Part One Person Crimes	36	36	100%	36	3	40	24	60%	24	0	33	<u>30</u>	91%	23	7

NOTE: This Crime data is preliminary and subject to reclassification upon further investigation. The data above reflects the total number of offenses, it does not indicate the total number of incidents.

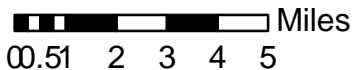
Last UCR build date: 6/6/2023 12:13:00 AM

District 3 North Auto Thefts

05/07/2023 thru 06/03/2023



Prepared by: VC Crime Center
 Crime Intelligence Analyst
 Volusia Sheriff's Office
 Printed On: 6/6/2023



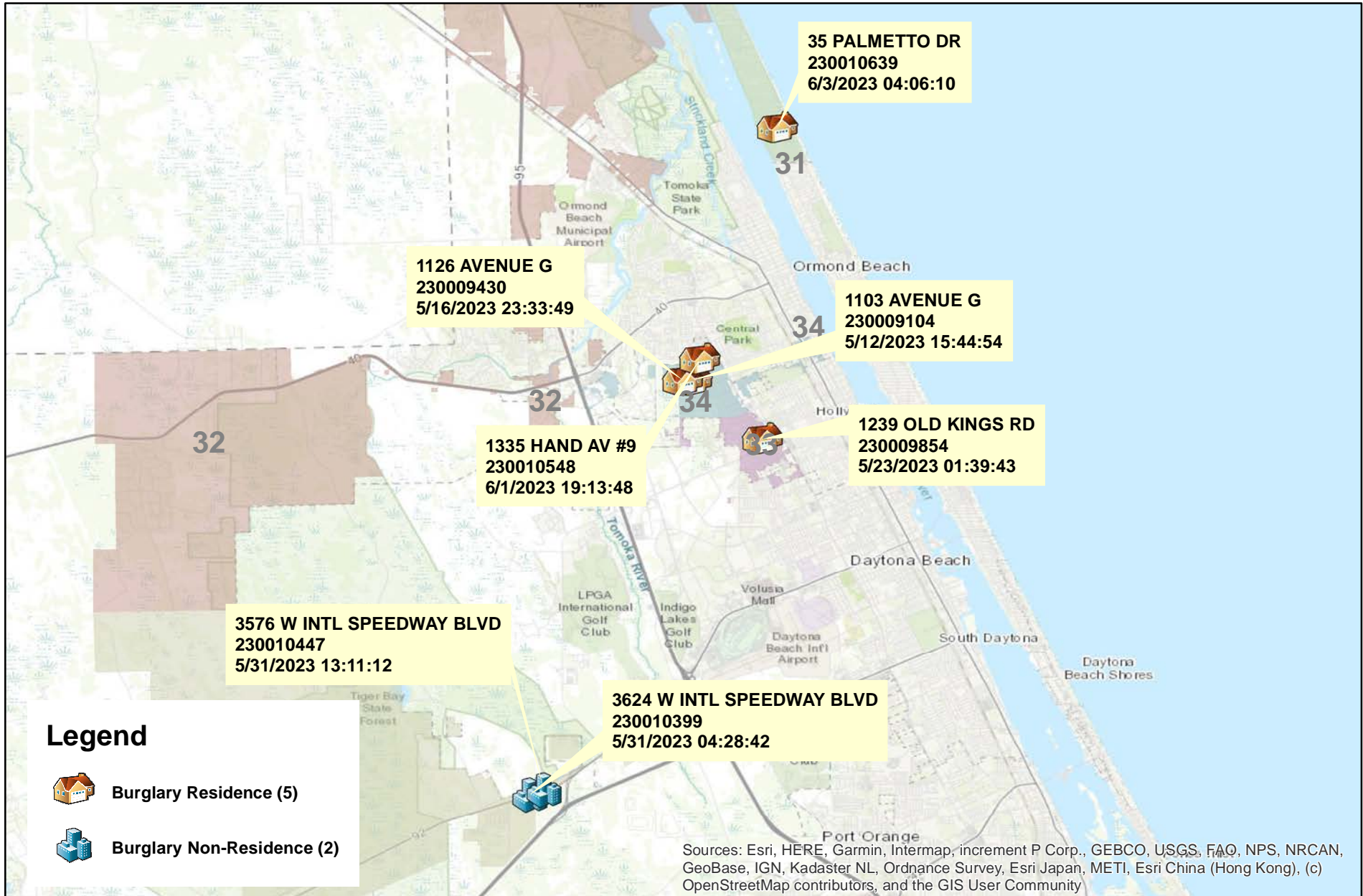
* Map reflects total number of Incidents and not total number of victims



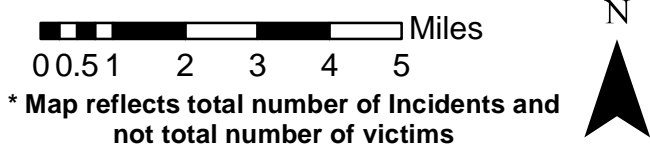
This is not a legal document. due to address incompatibilities, some incidents may not be represented and the information on this map should not be viewed as the legal representation of property boundaries, roads, facilities. etc.

District 3 North Burglaries

05/07/2023 thru 06/03/2023



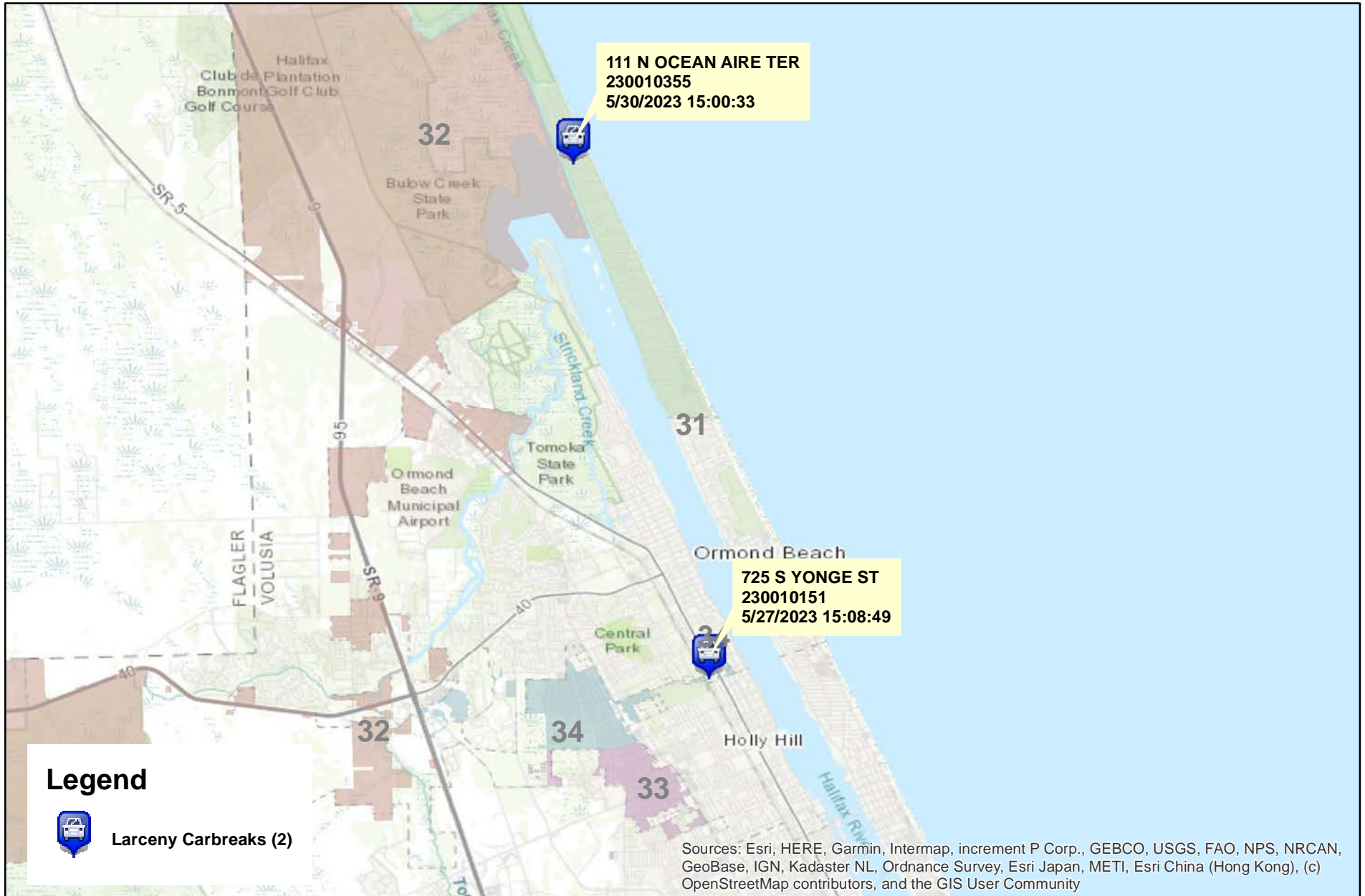
Prepared by: VC Crime Center
 Crime Intelligence Analyst
 Volusia Sheriff's Office
 Printed On: 6/6/2023



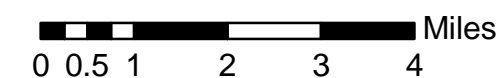
This is not a legal document. due to address incompatibilities, some incidents may not be represented and the information on this map should not be viewed as the legal representation of property boundaries, roads, facilities. etc.

District 3 North Larceny Carbreaks

05/07/2023 thru 06/03/2023



Prepared by: VC Crime Center
Crime Intelligence Analyst
Volusia Sheriff's Office
Printed On: 6/6/2023



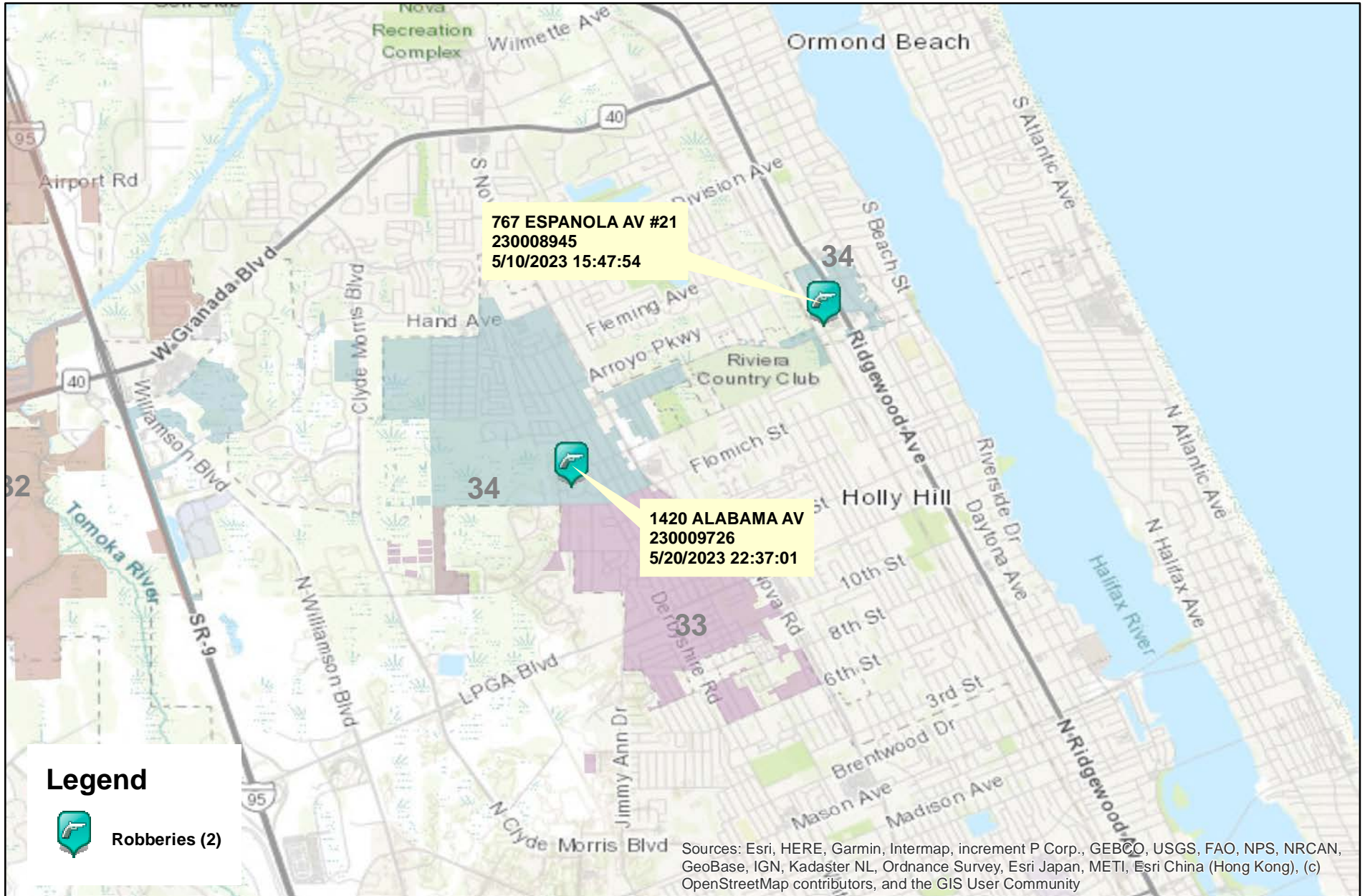
* Map reflects total number of Incidents and not total number of victims




This is not a legal document. due to address incompatibilities, some incidents may not be represented and the information on this map should not be viewed as the legal representation of property boundaries, roads, facilities. etc.

District 3 North Robberies

05/07/2023 thru 06/03/2023



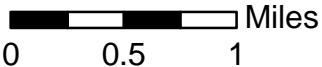
Legend

 Robberies (2)

Sources: Esri, HERE, Garmin, Intermap, increment P Corp., GEBCO, USGS, FAO, NPS, NRCAN, GeoBase, IGN, Kadaster NL, Ordnance Survey, Esri Japan, METI, Esri China (Hong Kong), (c) OpenStreetMap contributors, and the GIS User Community



Prepared by: VC Crime Center
 Crime Intelligence Analyst
 Volusia Sheriff's Office
 Printed On: 6/6/2023



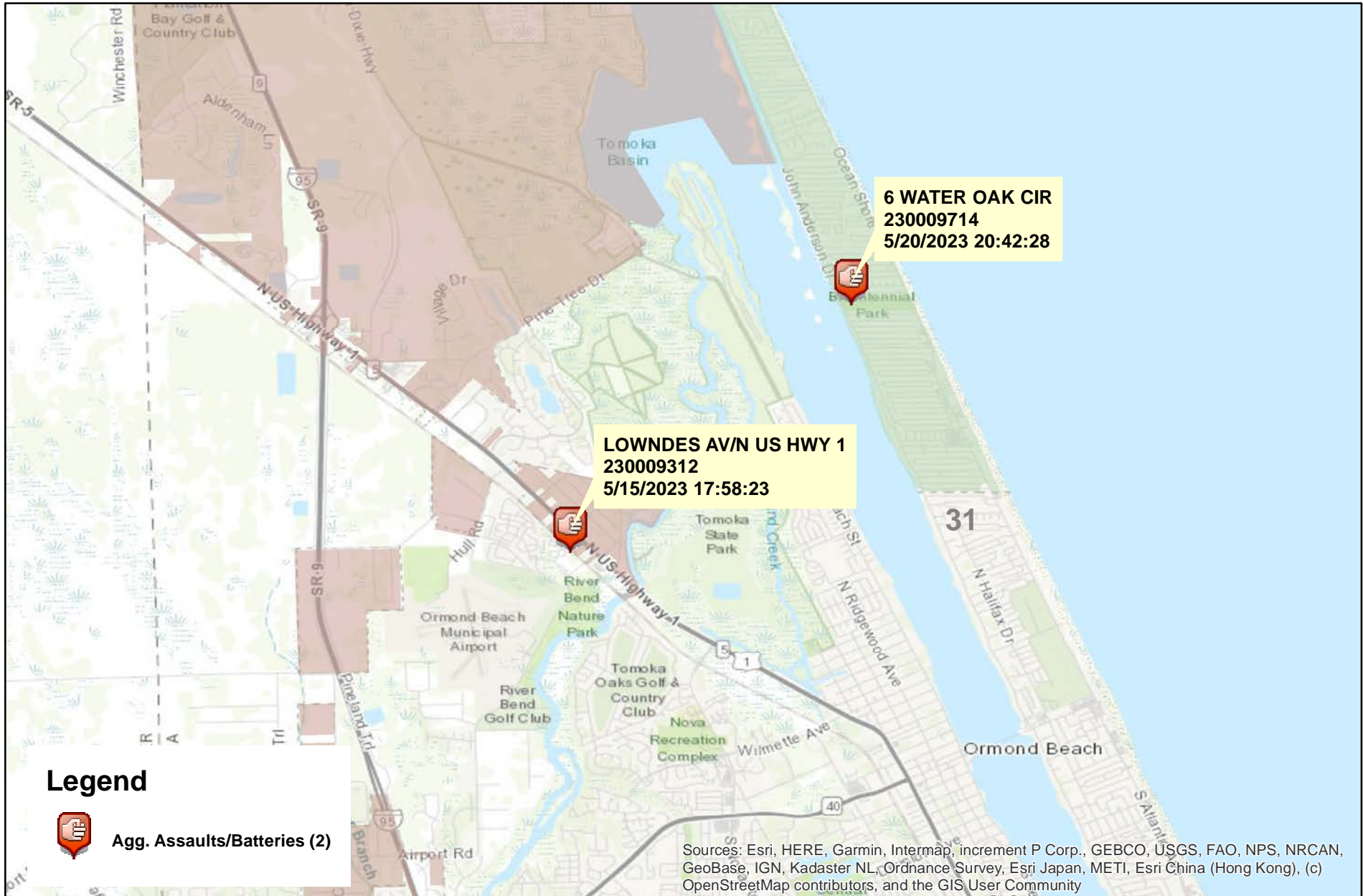
* Map reflects total number of Incidents and not total number of victims



This is not a legal document. due to address incompatibilities, some incidents may not be represented and the information on this map should not be viewed as the legal representation of property boundaries, roads, facilities, etc.

District 3 North Aggravated Assaults and Batteries

05/07/2023 thru 06/03/2023



Prepared by: VC Crime Center
Crime Intelligence Analyst
Volusia Sheriff's Office
Printed On: 6/6/2023

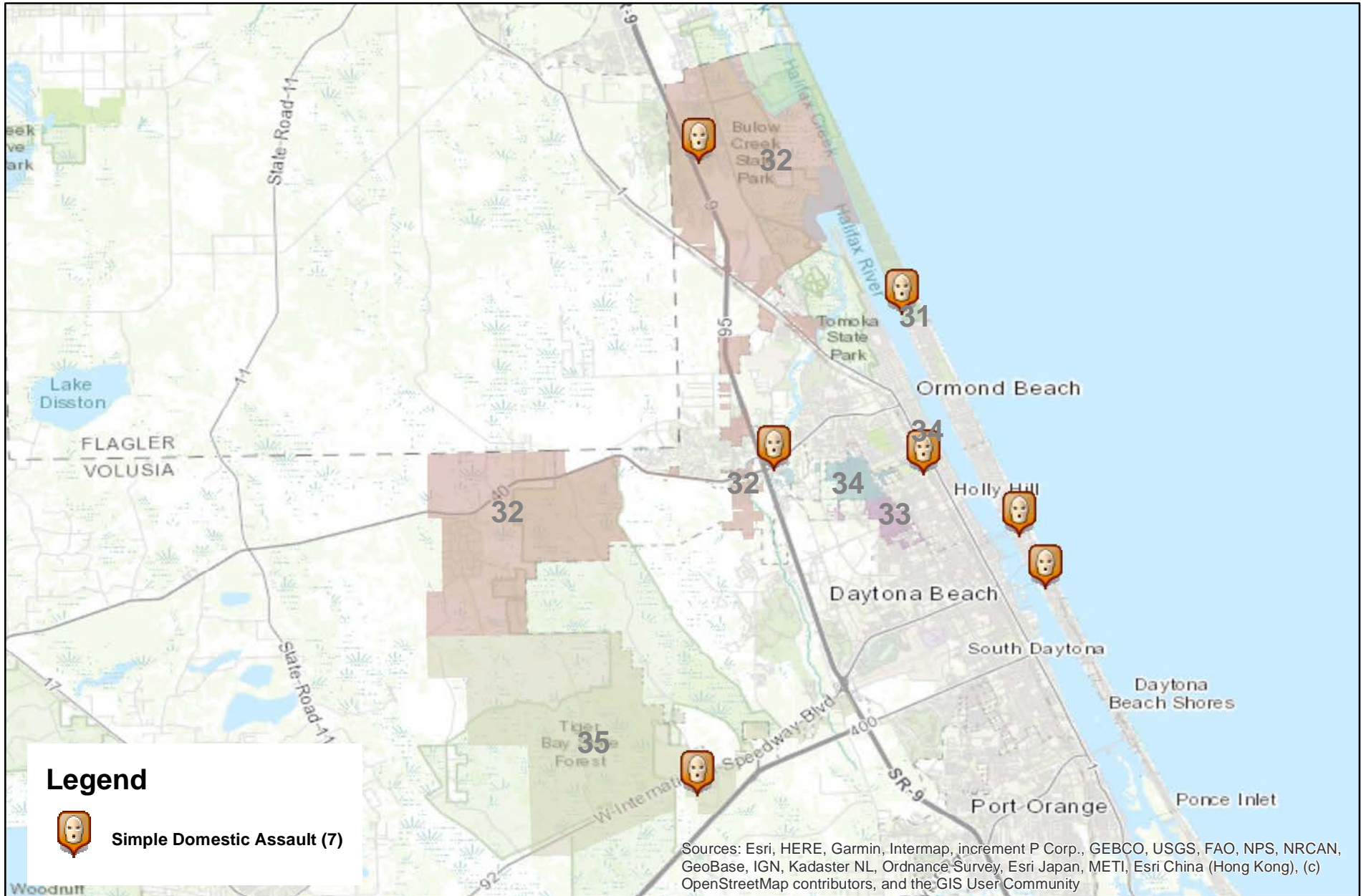
0 0.5 1 2 Miles
* Map reflects total number of Incidents and not total number of victims



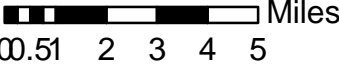
This is not a legal document. due to address incompatibilities, some incidents may not be represented and the information on this map should not be viewed as the legal representation of property boundaries, roads, facilities. etc.

District 3 North Domestic Assaults and Batteries

05/07/2023 thru 06/03/2023



Prepared by: VC Crime Center
 Crime Intelligence Analyst
 Volusia Sheriff's Office
 Printed On: 6/6/2023

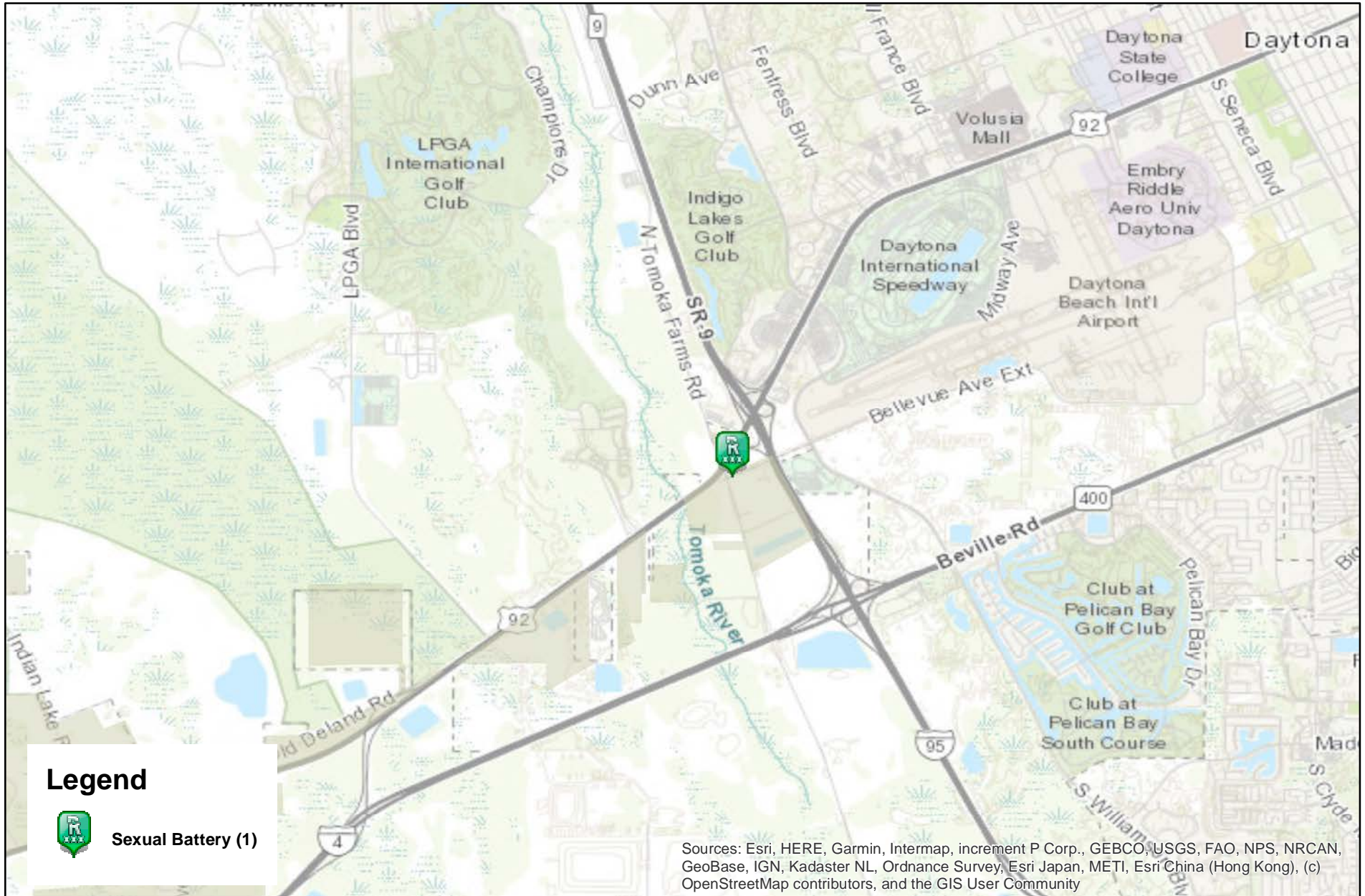
 Miles
 00.51 2 3 4 5
 * Map reflects total number of Incidents and not total number of victims



This is not a legal document. due to address incompatibilities, some incidents may not be represented and the information on this map should not be viewed as the legal representation of property boundaries, roads, facilities, etc.

District 3 North Sexual Batteries

05/07/2023 thru 06/03/2023



Prepared by: VC Crime Center
Crime Intelligence Analyst
Volusia Sheriff's Office
Printed On: 6/6/2023

0 0.5 1 Miles

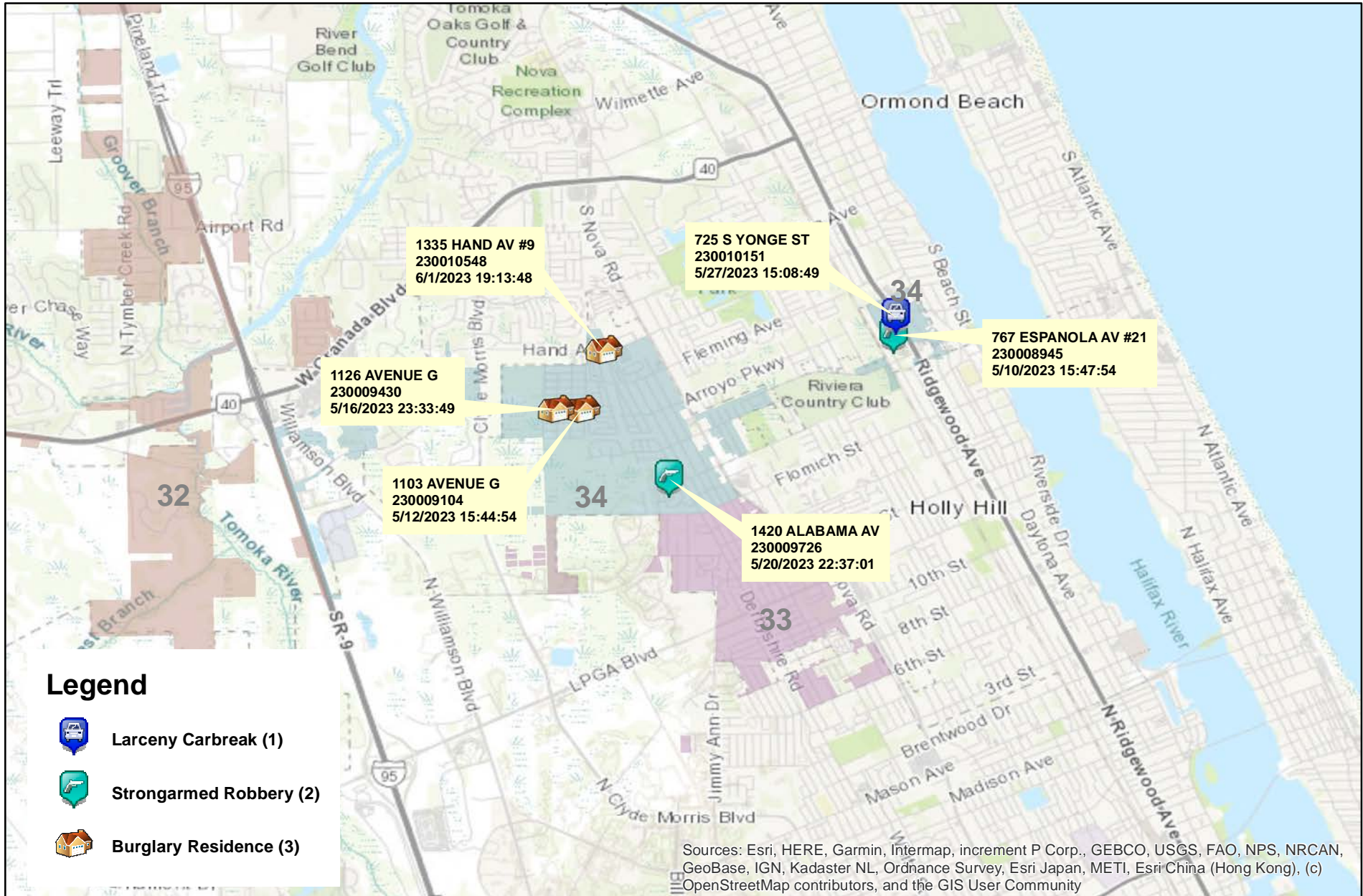
* Map reflects total number of Incidents and not total number of victims



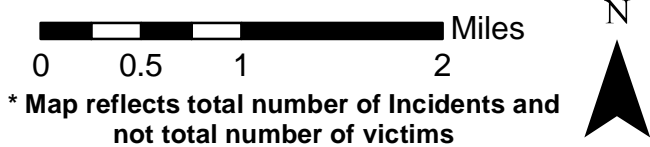
This is not a legal document. due to address incompatibilities, some incidents may not be represented and the information on this map should not be viewed as the legal representation of property boundaries, roads, facilities. etc.

District 3 North Hot Zone 34

05/07/2023 thru 06/03/2023



Prepared by: VC Crime Center
 Crime Intelligence Analyst
 Volusia Sheriff's Office
 Printed On: 6/6/2023



This is not a legal document. due to address incompatibilities, some incidents may not be represented and the information on this map should not be viewed as the legal representation of property boundaries, roads, facilities. etc.

District 3 North - Part 1 Crimes by Zone

05/07/2023 through 06/03/2023

Volusia County Sheriff's Office	Total	31	32	33	34	35	CT
Total	<u>22</u>	<u>4</u>	<u>4</u>	<u>2</u>	<u>6</u>	<u>4</u>	<u>2</u>
Aggravated Assaults	<u>2</u>	<u>1</u>	<u>1</u>	<u>0</u>	<u>0</u>	<u>0</u>	<u>0</u>
Auto Thefts	<u>5</u>	<u>0</u>	<u>2</u>	<u>1</u>	<u>0</u>	<u>2</u>	<u>0</u>
Burglary Non-Residence	<u>2</u>	<u>0</u>	<u>0</u>	<u>0</u>	<u>0</u>	<u>2</u>	<u>0</u>
Burglary Residence	<u>5</u>	<u>1</u>	<u>0</u>	<u>1</u>	<u>3</u>	<u>0</u>	<u>0</u>
Homicide	<u>0</u>	<u>0</u>	<u>0</u>	<u>0</u>	<u>0</u>	<u>0</u>	<u>0</u>
Larceny All Other	<u>3</u>	<u>1</u>	<u>1</u>	<u>0</u>	<u>0</u>	<u>0</u>	<u>1</u>
Larceny Carbreak	<u>2</u>	<u>1</u>	<u>0</u>	<u>0</u>	<u>1</u>	<u>0</u>	<u>0</u>
Larceny Shoplifting	<u>0</u>	<u>0</u>	<u>0</u>	<u>0</u>	<u>0</u>	<u>0</u>	<u>0</u>
Robbery Armed	<u>0</u>	<u>0</u>	<u>0</u>	<u>0</u>	<u>0</u>	<u>0</u>	<u>0</u>
Robbery Strongarmed	<u>2</u>	<u>0</u>	<u>0</u>	<u>0</u>	<u>2</u>	<u>0</u>	<u>0</u>
Sexual Battery	<u>1</u>	<u>0</u>	<u>0</u>	<u>0</u>	<u>0</u>	<u>0</u>	<u>1</u>

*The Aggravated Assault, Auto Theft,& Sexual Battery statistics reflect the total number of incidents, it does not indicate the total number of victims or vehicles.

The Highlighted numbers indicate zones with higher levels of activity.

Last UCR build date: 6/6/2023 12:13:00 AM

COMPSTAT REPORT



CRIME STATISTICS – DISTRICT 3 SOUTH

Period 23.05: May 07, 2023 – June 03, 2023

Captain Daniel Shivers

COMPSTAT STATISTICAL CRIME COMPARISON TO PREVIOUS 28 DAY PERIODS

District 3 South	2/12/2023	5/7/2023		3/12/2023	5/7/2023		4/9/2023	5/7/2023		3 Periods
Volusia County Sheriff's Office	3/11/2023	6/3/2023		4/8/2023	6/3/2023		5/6/2023	6/3/2023		Average %
VCSO Offense Data	Current - 3	Current (28d)	% Change	Current - 2	Current (28d)	% Change	Current - 1	Current (28d)	% Change	Change
Homicides	0	0	0%	0	0	0%	0	<u>0</u>	0%	0%
Auto Thefts	0	2	N/A	3	2	-33%	3	<u>2</u>	-33%	-22%
Total Burglaries	4	3	-25%	4	3	-25%	0	3	N/A	-17%
Residence	4	3	-25%	3	3	0%	0	<u>3</u>	N/A	-8%
Non Residence	0	0	0%	1	0	-100%	0	<u>0</u>	0%	-33%
Total Larcenies	9	6	-33%	4	6	50%	5	6	20%	12%
Larcenies	6	5	-17%	3	5	67%	4	<u>5</u>	25%	25%
Larceny Carbreak	2	0	-100%	0	0	0%	0	<u>0</u>	0%	-33%
Larceny Shoplifting	1	1	0%	1	1	0%	0	<u>1</u>	N/A	0%
Larceny Bicycle	0	0	0%	0	0	0%	1	<u>0</u>	-100%	-33%
Total Robberies	2	2	0%	1	2	100%	0	2	N/A	33%
Armed	1	0	-100%	0	0	0%	0	<u>0</u>	0%	-33%
Strongarmed	1	2	100%	1	2	100%	0	<u>2</u>	N/A	67%
Total Agg. Assaults/Bat.	3	1	-67%	8	1	-88%	5	1	-80%	-78%
Agg. Assaults/Batteries	1	0	-100%	5	0	-100%	4	<u>0</u>	-100%	-100%
Agg. Domestic Assault/Batteries	2	1	-50%	3	1	-67%	1	<u>1</u>	0%	-39%
Person Shot	0	0	0%	0	0	0%	0	<u>0</u>	0%	0%
Total Sexual Bat.	0	0	0%	0	0	0%	0	0	0%	0%
Sexual Battery	0	0	0%	0	0	0%	0	<u>0</u>	0%	0%
Sexual Battery Child	0	0	0%	0	0	0%	0	<u>0</u>	0%	0%
Total Part One Crimes	18	14	-22%	20	14	-30%	13	14	8%	-15%
Part One Property Crimes	13	11	-15%	11	11	0%	8	<u>11</u>	38%	7%
Part One Person Crimes	5	3	-40%	9	3	-67%	5	<u>3</u>	-40%	-49%
Total Calls For Service	1,267	1,486	17%	1,341	1,486	11%	1,385	1,486	7%	12%
Firearm Offenses	2	0	-100%	1	0	-100%	0	<u>0</u>	0%	-67%
All Domestic Violence Cases	18	13	-28%	13	13	0%	15	<u>13</u>	-13%	-14%

NOTE: This Crime data is preliminary and subject to reclassification upon further investigation. The data above reflects the total number of offenses, it does not indicate the total number of incidents. N/A = Not Applicable
 Last UCR build date: 6/6/2023 12:13:00 AM

January 1, 2023 through June 3, 2023 compared to the same periods in 2021 and 2022

Volusia County Sheriff's Office	YTD	YTD	2021-2022	YTD	YTD	2022-2023	YTD	YTD	2021-2023	% OF
District 3 South	2021	2022	% Change	2022	2023	%Change	2021	2023	%Change	COUNTYWIDE
Homicides	0	1	N/A	1	0	-100%	0	<u>0</u>	0%	0%
Auto Thefts	5	7	40%	7	11	57%	5	<u>11</u>	120%	15%
Total Burglaries	13	18	38%	18	16	-11%	13	16	23%	18%
Residence	12	16	33%	16	12	-25%	12	<u>12</u>	0%	17%
Non Residence	1	2	100%	2	4	100%	1	<u>4</u>	300%	21%
Total Larcenies	40	35	-13%	35	34	-3%	40	34	-15%	9%
Larcenies	28	23	-18%	23	26	13%	28	<u>26</u>	-7%	14%
Larceny Carbreak	5	5	0%	5	4	-20%	5	<u>4</u>	-20%	5%
Larceny Shoplifting	3	1	-67%	1	3	200%	3	<u>3</u>	0%	3%
Larceny Bicycle	4	6	50%	6	1	-83%	4	<u>1</u>	-75%	6%
Total Robberies	5	4	-20%	4	5	25%	5	5	0%	8%
Armed	1	0	-100%	0	1	N/A	1	<u>1</u>	0%	7%
Strongarmed	4	4	0%	4	4	0%	4	<u>4</u>	0%	8%
Total Agg. Assaults/Bat.	22	23	5%	23	29	26%	22	29	32%	N/A
Agg. Assaults/Batteries	10	11	10%	11	12	9%	10	<u>12</u>	20%	9%
Agg. Domestic Assault/Batteries	12	12	0%	12	17	42%	12	<u>17</u>	42%	14%
Person Shot	0	0	0%	0	0	0%	0	<u>0</u>	0%	0%
Total Sexual Bat.	4	6	50%	6	2	-67%	4	2	-50%	5%
Sexual Battery	2	1	-50%	1	1	0%	2	<u>1</u>	-50%	17%
Sexual Battery Child	2	5	150%	5	1	-80%	2	<u>1</u>	-50%	3%
Total Part One Crimes	89	94	6%	94	97	3%	89	97	9%	12%
Part One Property Crimes	58	60	3%	60	61	2%	58	<u>61</u>	5%	12%
Part One Person Crimes	31	34	10%	34	36	6%	31	<u>36</u>	16%	10%
Total Calls For Service	7,593	6,814	-10%	6,814	7,451	9%	7,593	7,451	-2%	16%
Firearm Offenses	6	3	-50%	3	3	0%	6	<u>3</u>	-50%	5%
All Domestic Violence Cases	52	61	17%	61	79	30%	52	<u>79</u>	52%	13%

NOTE: This Crime data is preliminary and subject to reclassification upon further investigation. The data above reflects the total number of offenses, it does not indicate the total number of incidents. There were incidents that did not code into either district. These are included in the Countywide Total. N/A = Not Applicable

Last UCR build date: 6/6/2023 12:13:00 AM

January 1, 2023 through June 3, 2023 compared to the same periods in 2021 and 2022

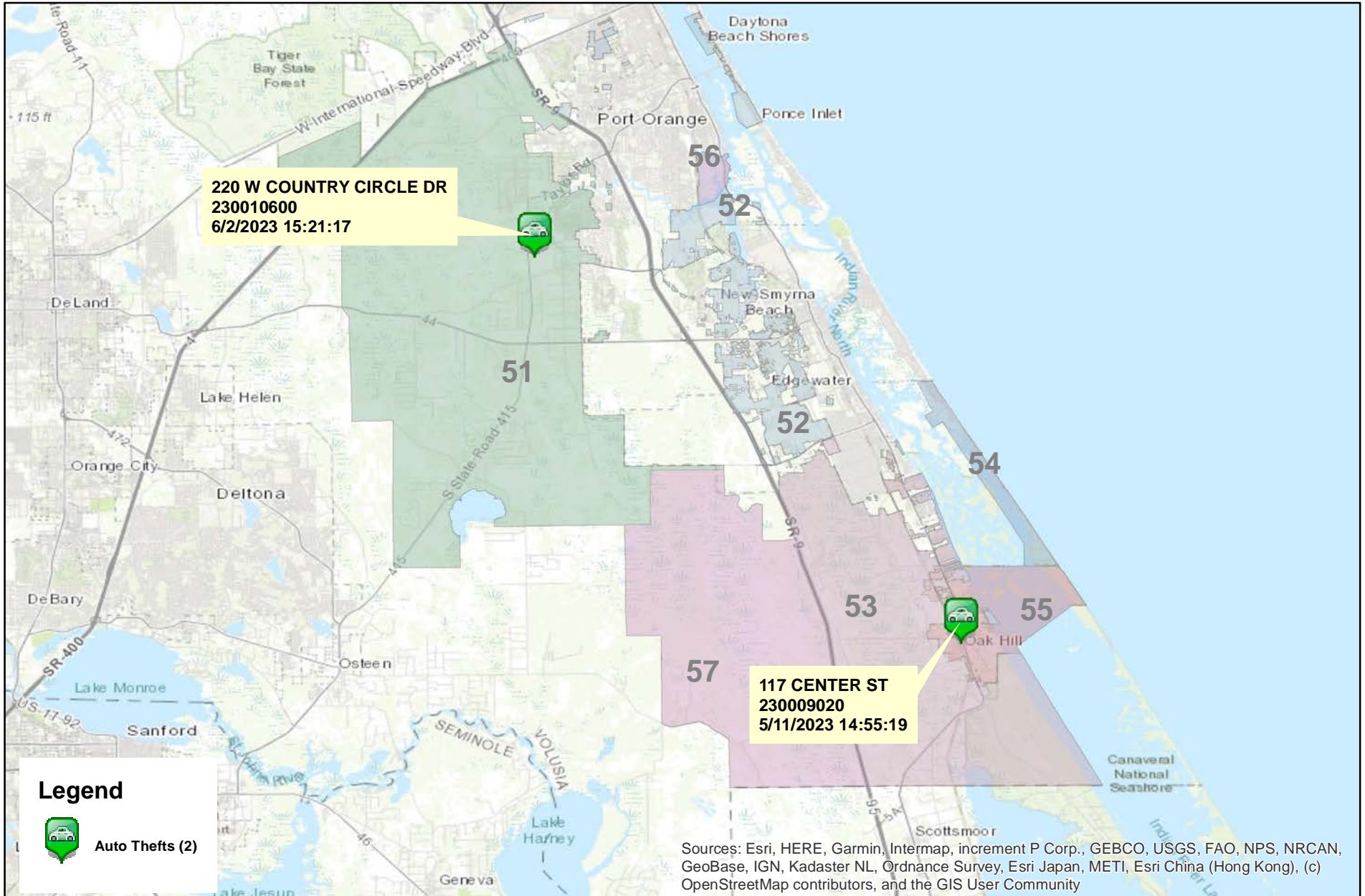
Volusia County Sheriff's Office District 3 South Clearances	YTD 2021					YTD 2022					YTD 2023				
	Offense	Clrs	% Clr	Adult	Juv	Offense	Clrs	% Clr	Adult	Juv	Offense	Clrs	% Clr	Adult	Juv
Homicides	0	0	0%	0	0	1	1	100%	1	0	0	<u>0</u>	0%	0	0
Auto Thefts	5	1	20%	1	0	7	3	43%	3	0	11	<u>7</u>	64%	5	2
Total Burglaries	13	10	77%	10	0	18	7	39%	7	0	16	8	50%	8	0
Residence	12	9	75%	9	0	16	7	44%	7	0	12	<u>7</u>	58%	7	0
Non Residence	1	1	100%	1	0	2	0	0%	0	0	4	<u>1</u>	25%	1	0
Total Larcenies	40	13	33%	12	1	35	16	46%	16	0	34	11	32%	10	1
Larcenies	28	7	25%	6	1	23	11	48%	11	0	26	<u>7</u>	27%	7	0
Larceny Carbreak	5	1	20%	1	0	5	2	40%	2	0	4	<u>2</u>	50%	1	1
Larceny Shoplifting	3	3	100%	3	0	1	0	0%	0	0	3	<u>2</u>	67%	2	0
Larceny Bicycle	4	2	50%	2	0	6	3	50%	3	0	1	<u>0</u>	0%	0	0
Total Robberies	5	5	100%	5	0	4	3	75%	3	0	5	5	100%	4	1
Armed	1	1	100%	1	0	0	0	0%	0	0	1	<u>1</u>	100%	1	0
Strongarmed	4	4	100%	4	0	4	3	75%	3	0	4	<u>4</u>	100%	3	1
Total Agg. Assaults/Bat.	22	17	77%	16	1	23	20	87%	20	0	29	21	72%	21	0
Agg. Assaults/Batteries	10	7	70%	6	1	11	8	73%	8	0	12	<u>9</u>	75%	9	0
Agg. Domestic Assault/Batteries	12	10	83%	10	0	12	12	100%	12	0	17	<u>12</u>	71%	12	0
Person Shot	0	0	0%	0	0	0	0	0%	0	0	0	<u>0</u>	0%	0	0
Total Sexual Bat.	4	2	50%	2	0	8	0	0%	0	0	2	0	0%	0	0
Sexual Battery	2	1	50%	1	0	2	0	0%	0	0	1	<u>0</u>	0%	0	0
Sexual Battery Child	2	1	50%	1	0	6	0	0%	0	0	1	<u>0</u>	0%	0	0
Total Part One Crimes	89	48	54%	46	2	94	50	53%	50	0	97	52	54%	48	4
Part One Property Crimes	58	24	41%	23	1	60	26	43%	26	0	61	<u>26</u>	43%	23	3
Part One Person Crimes	31	24	77%	23	1	34	24	71%	24	0	36	<u>26</u>	72%	25	1

NOTE: This Crime data is preliminary and subject to reclassification upon further investigation. The data above reflects the total number of offenses, it does not indicate the total number of incidents.

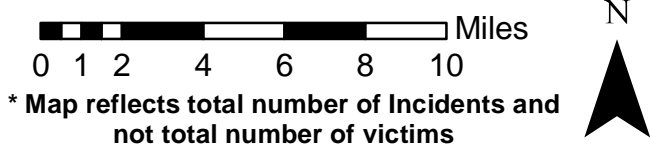
Last UCR build date: 6/6/2023 12:13:00 AM

District 3 South Auto Thefts

05/07/2023 thru 06/03/2023



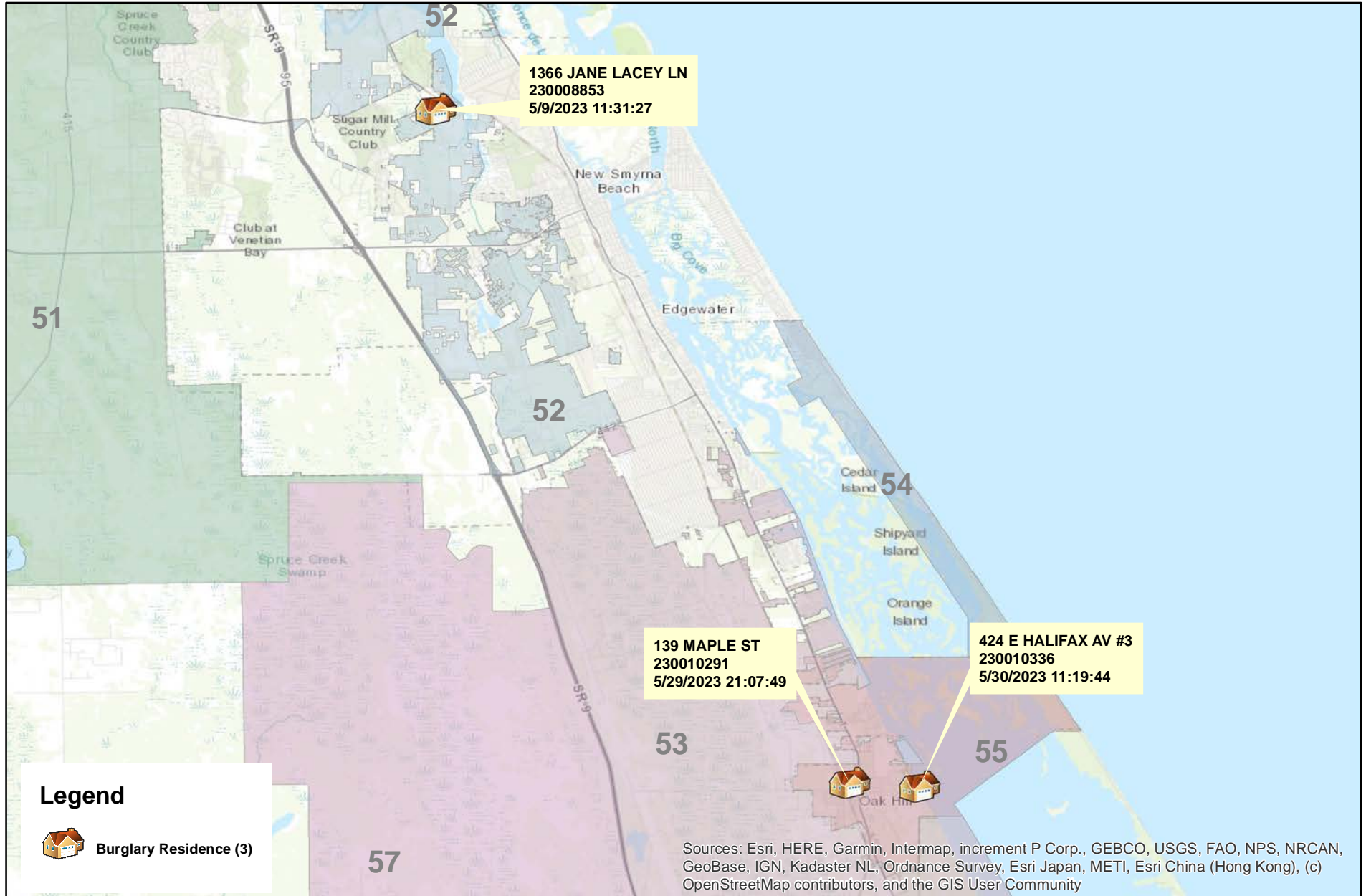
Prepared by: VC Crime Center
 Crime Intelligence Analyst
 Volusia Sheriff's Office
 Printed On: 6/6/2023



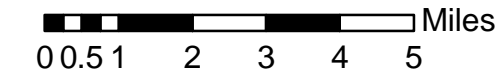
This is not a legal document. due to address incompatibilities, some incidents may not be represented and the information on this map should not be viewed as the legal representation of property boundaries, roads, facilities, etc.

District 3 South Burglaries

05/07/2023 thru 06/03/2023



Prepared by: VC Crime Center
Crime Intelligence Analyst
Volusia Sheriff's Office
Printed On: 6/6/2023



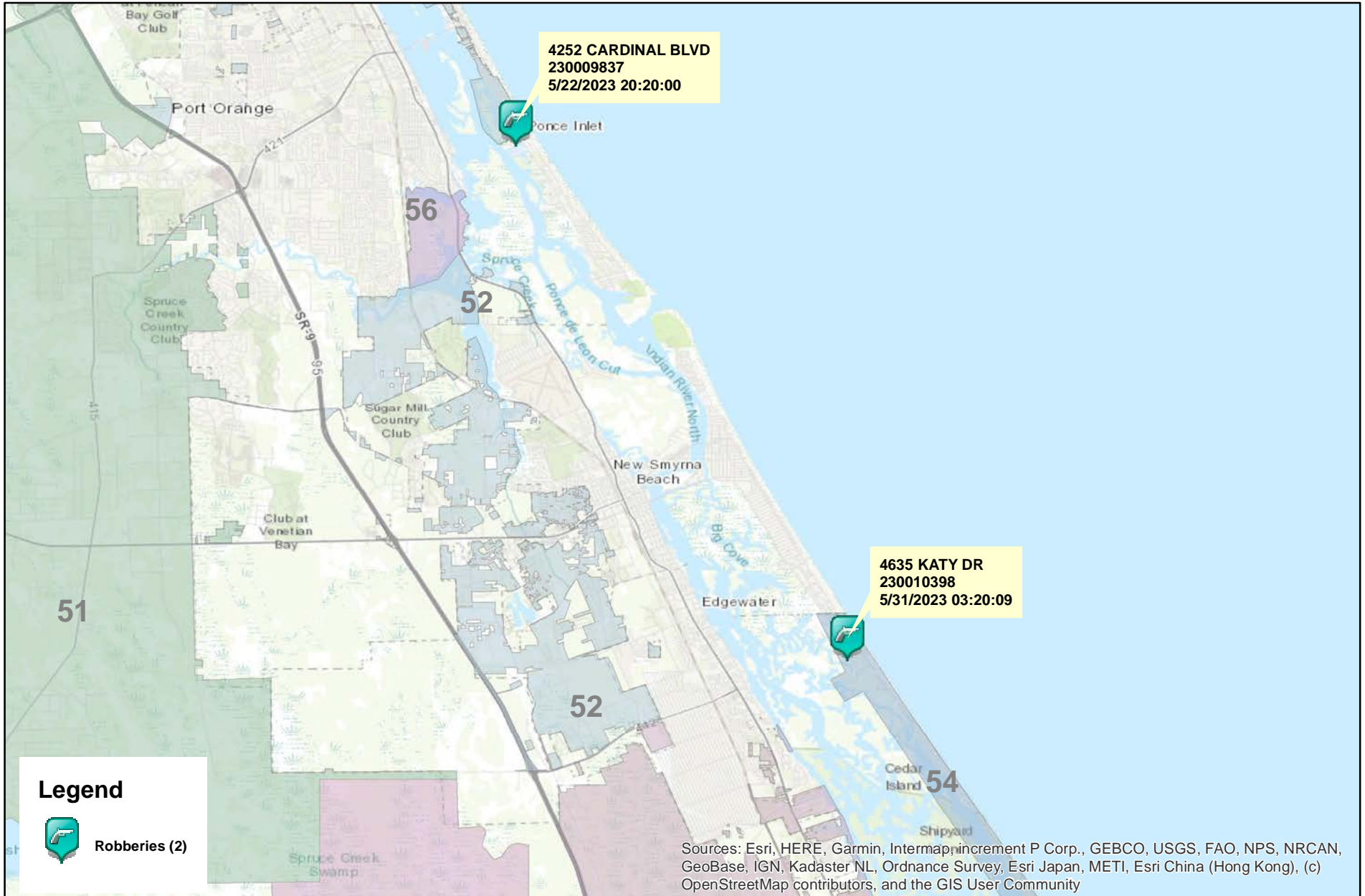
* Map reflects total number of Incidents and not total number of victims



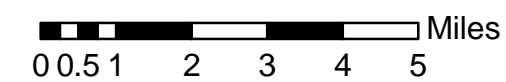
This is not a legal document. due to address incompatibilities, some incidents may not be represented and the information on this map should not be viewed as the legal representation of property boundaries, roads, facilities, etc.

District 3 South Robberies

05/07/2023 thru 06/03/2023



Prepared by: VC Crime Center
 Crime Intelligence Analyst
 Volusia Sheriff's Office
 Printed On: 6/6/2023



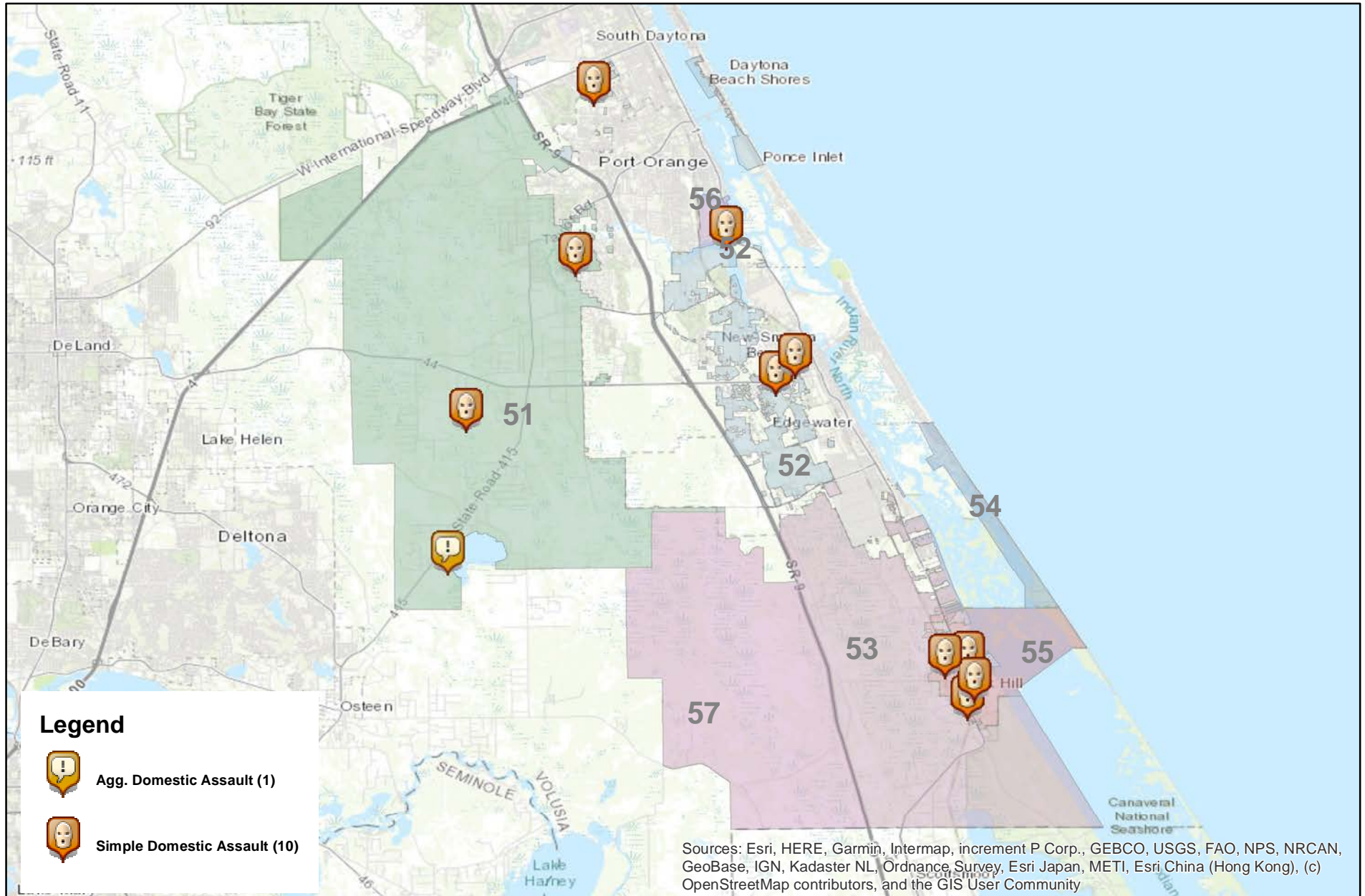
* Map reflects total number of Incidents and not total number of victims



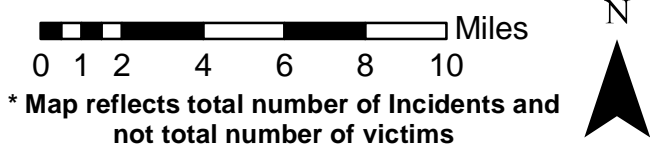
This is not a legal document. due to address incompatibilities, some incidents may not be represented and the information on this map should not be viewed as the legal representation of property boundaries, roads, facilities. etc.

District 3 South Domestic Assaults and Batteries

05/07/2023 thru 06/03/2023



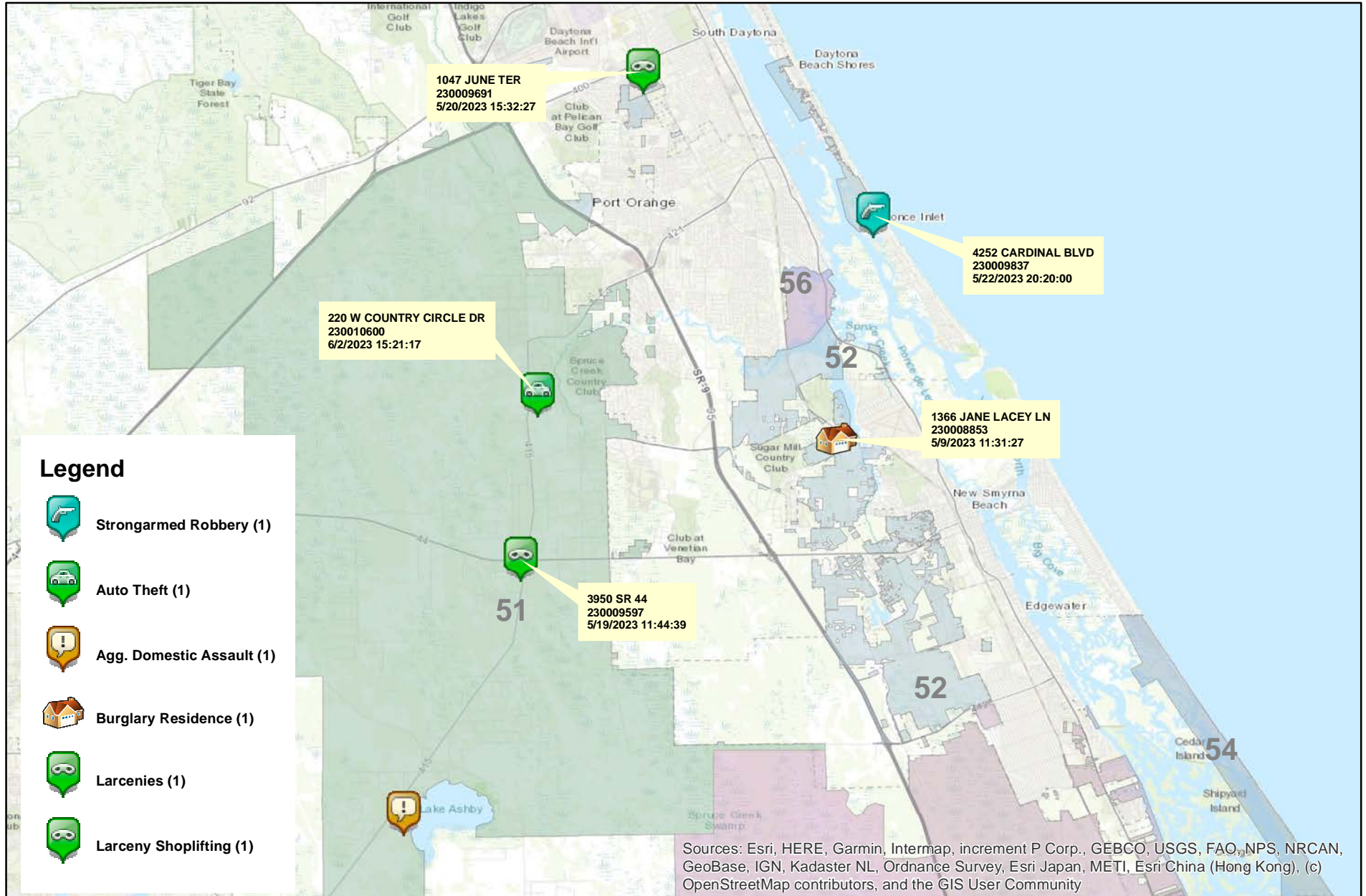
Prepared by: VC Crime Center
 Crime Intelligence Analyst
 Volusia Sheriff's Office
 Printed On: 6/6/2023



This is not a legal document. due to address incompatibilities, some incidents may not be represented and the information on this map should not be viewed as the legal representation of property boundaries, roads, facilities. etc.

District 3 South Hot Zone 51 & 52

05/07/2023 thru 06/03/2023



Prepared by: VC Crime Center
 Crime Intelligence Analyst
 Volusia Sheriff's Office
 Printed On: 6/6/2023

* Map reflects total number of Incidents and not total number of victims



This is not a legal document. due to address incompatibilities, some incidents may not be represented and the information on this map should not be viewed as the legal representation of property boundaries, roads, facilities. etc.



District 3 South - Part 1 Crimes by Zone

05/07/2023 through 06/03/2023

Volusia County Sheriff's Office	Total	51	52	53	54	55	CT
Total	<u>14</u>	<u>3</u>	<u>3</u>	<u>2</u>	<u>1</u>	<u>2</u>	<u>3</u>
Aggravated Assaults	<u>1</u>	<u>1</u>	<u>0</u>	<u>0</u>	<u>0</u>	<u>0</u>	<u>0</u>
Auto Thefts	<u>2</u>	<u>1</u>	<u>0</u>	<u>1</u>	<u>0</u>	<u>0</u>	<u>0</u>
Burglary Non-Residence	<u>0</u>	<u>0</u>	<u>0</u>	<u>0</u>	<u>0</u>	<u>0</u>	<u>0</u>
Burglary Residence	<u>3</u>	<u>0</u>	<u>1</u>	<u>0</u>	<u>0</u>	<u>2</u>	<u>0</u>
Homicide	<u>0</u>	<u>0</u>	<u>0</u>	<u>0</u>	<u>0</u>	<u>0</u>	<u>0</u>
Larceny All Other	<u>5</u>	<u>0</u>	<u>1</u>	<u>1</u>	<u>0</u>	<u>0</u>	<u>3</u>
Larceny Carbreak	<u>0</u>	<u>0</u>	<u>0</u>	<u>0</u>	<u>0</u>	<u>0</u>	<u>0</u>
Larceny Shoplifting	<u>1</u>	<u>1</u>	<u>0</u>	<u>0</u>	<u>0</u>	<u>0</u>	<u>0</u>
Robbery Armed	<u>0</u>	<u>0</u>	<u>0</u>	<u>0</u>	<u>0</u>	<u>0</u>	<u>0</u>
Robbery Strongarmed	<u>2</u>	<u>0</u>	<u>1</u>	<u>0</u>	<u>1</u>	<u>0</u>	<u>0</u>
Sexual Battery	<u>0</u>	<u>0</u>	<u>0</u>	<u>0</u>	<u>0</u>	<u>0</u>	<u>0</u>

*The Aggravated Assault, Auto Theft,& Sexual Battery statistics reflect the total number of incidents, it does not indicate the total number of victims or vehicles.

The Highlighted numbers indicate zones with higher levels of activity.

Last UCR build date: 6/6/2023 12:13:00 AM

COMPSTAT REPORT

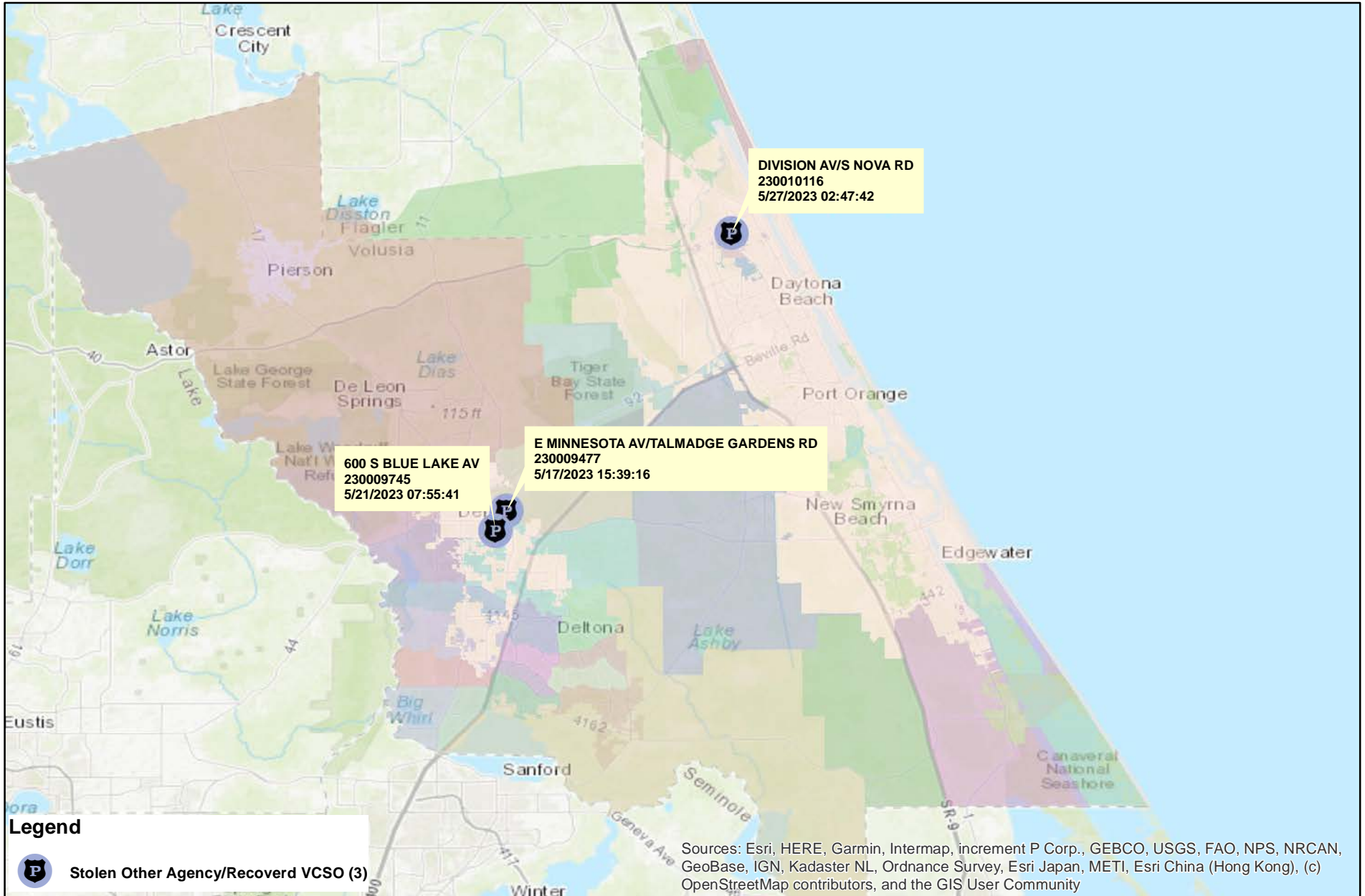


INVESTIGATIVE SERVICES SECTION

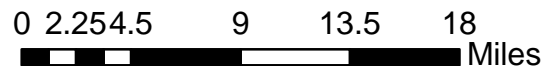
Period 23.05: May 07, 2023 – June 03, 2023

Captain Paul Kammerer

Agencywide Auto Recoveries 05/07/2023 thru 06/03/2023



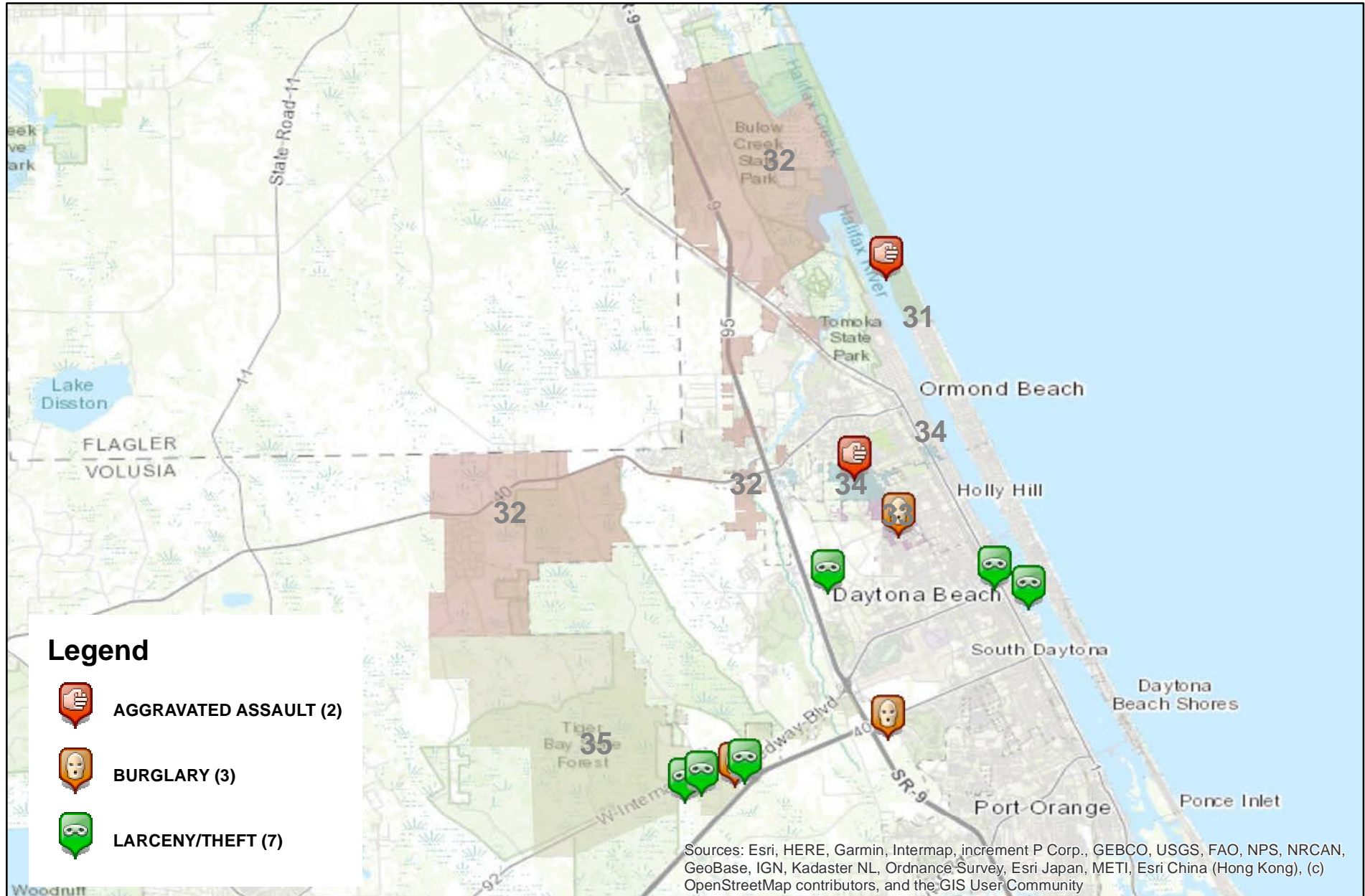
Prepared by: VC Crime Center
Crime Intelligence Analyst
Volusia Sheriff's Office
Printed On: 6/6/2023



This is not a legal document.
Due to address incompatibilities, some incidents may not be represented and the information on this map should not be viewed as the legal representation of property boundaries, roads, facilities, etc.

District 3 North Part 1 Arrests by Location

05/07/2023 thru 06/03/2023



Prepared by: VC Crime Center
 Crime Intelligence Analyst
 Volusia Sheriff's Office
 Printed On: 6/6/2023

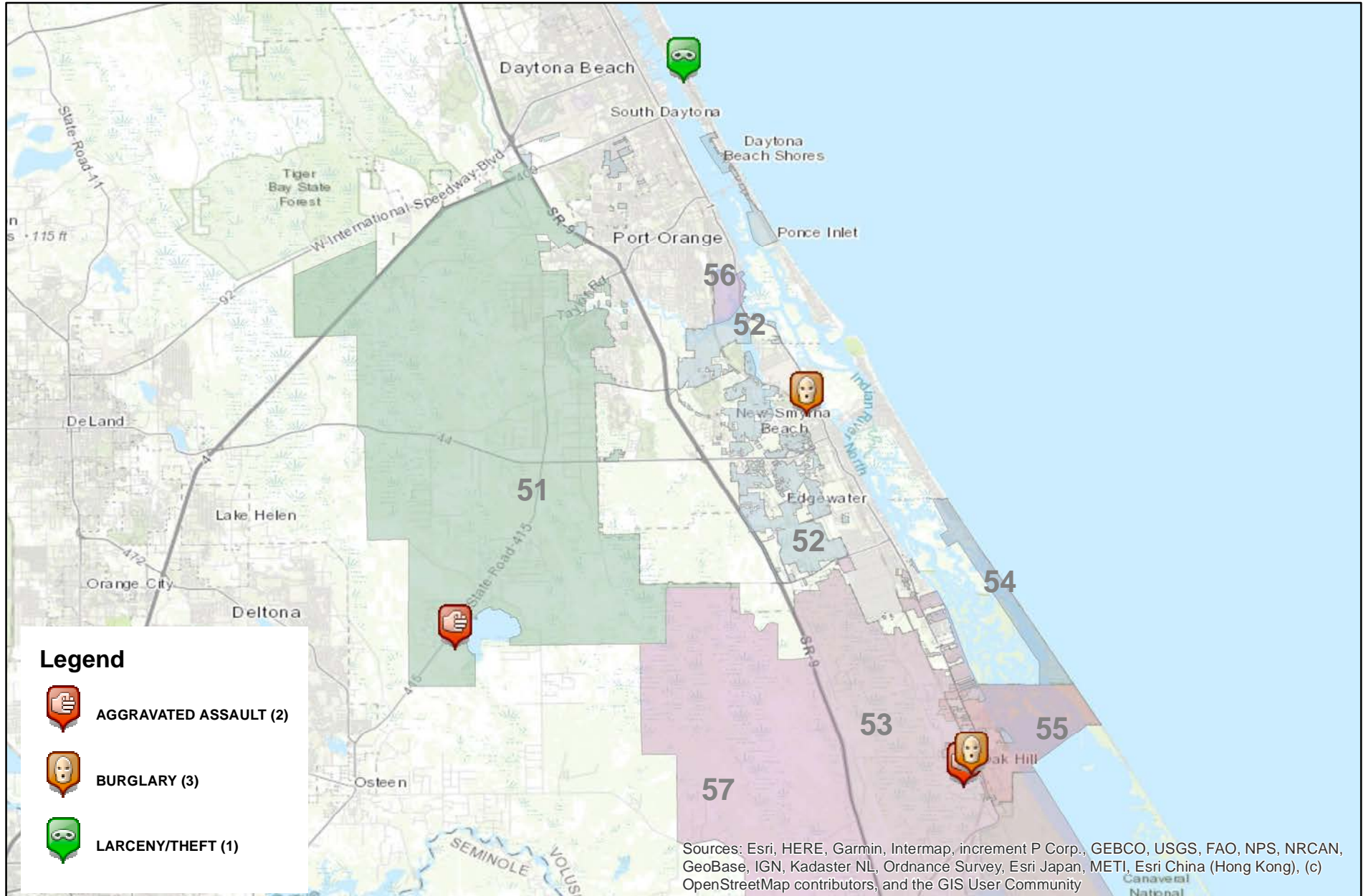
00.51 2 3 4 5 Miles
 * Map reflects total number of Incidents and not total number of victims



This is not a legal document. due to address incompatibilities, some incidents may not be represented and the information on this map should not be viewed as the legal representation of property boundaries, roads, facilities. etc.

District 3 South Part 1 Arrests by Location

05/07/2023 thru 06/03/2023



Prepared by: VC Crime Center
 Crime Intelligence Analyst
 Volusia Sheriff's Office
 Printed On: 6/6/2023

0 1 2 4 6 8 10 Miles
 * Map reflects total number of Incidents and not total number of victims



This is not a legal document. due to address incompatibilities, some incidents may not be represented and the information on this map should not be viewed as the legal representation of property boundaries, roads, facilities. etc.

COMPSTAT REPORT

UPCOMING EVENTS

- **Next Countywide CompStat Session:**
Reporting Period 23.06: June 04, 2023, thru
July 08, 2023.