

COMPSTAT REPORT



CRIME STATISTICS – COUNTYWIDE

Period 19-2: February 10, 2019 – March 9, 2019

Sheriff Michael J. Chitwood

Chief Deputy John W. Creamer

COMPSTAT REPORT



WEST VOLUSIA

Period 19-2: February 10, 2019 – March 9, 2019

Sheriff Michael J. Chitwood

Chief Deputy John W. Creamer

COMPSTAT STATISTICAL CRIME COMPARISON TO PREVIOUS 28 DAY PERIODS

COUNTYWIDE	11/18/2018	2/10/2019		12/16/2018	2/10/2019		1/13/2019	2/10/2019		3 Periods
Volusia County Sheriff's Office	12/15/2018	3/9/2019		1/12/2019	3/9/2019		2/9/2019	3/9/2019		Average %
VCSO Offense Data	Current - 3	Current (28d)	% Change	Current - 2	Current (28d)	% Change	Current - 1	Current (28d)	% Change	Change
Homicides	2	1	-50%	0	1	N/A	0	<u>1</u>	N/A	-17%
Auto Thefts	29	11	-62%	16	11	-31%	16	<u>11</u>	-31%	-42%
Total Burglaries	32	30	-6%	40	30	-25%	25	30	20%	-4%
Residence	28	26	-7%	28	26	-7%	21	<u>26</u>	24%	3%
Non Residence	4	4	0%	12	4	-67%	4	<u>4</u>	0%	-22%
Total Larcenies	143	98	-31%	123	98	-20%	128	98	-23%	-25%
Larcenies	74	47	-36%	56	47	-16%	77	<u>47</u>	-39%	-31%
Larceny Carbreak	48	26	-46%	39	26	-33%	27	<u>26</u>	-4%	-28%
Larceny Shoplifting	17	18	6%	19	18	-5%	20	<u>18</u>	-10%	-3%
Larceny Bicycle	4	7	75%	9	7	-22%	4	<u>7</u>	75%	43%
Total Robberies	6	8	33%	7	8	14%	7	8	14%	21%
Armed	4	1	-75%	1	1	0%	4	<u>1</u>	-75%	-50%
Strongarmed	2	7	250%	6	7	17%	3	<u>7</u>	133%	133%
Total Agg. Assaults/Bat.	22	23	5%	31	23	-26%	32	23	-28%	-16%
Agg. Assaults/Batteries	11	6	-45%	23	6	-74%	18	<u>6</u>	-67%	-62%
Agg. Domestic Assault/Batteries	11	17	55%	8	17	113%	14	<u>17</u>	21%	63%
Person Shot	0	1	N/A	0	1	N/A	0	<u>1</u>	N/A	0%
Total Sexual Bat.	15	14	-7%	12	14	17%	5	14	180%	63%
Sexual Battery	3	3	0%	3	3	0%	0	<u>3</u>	N/A	0%
Sexual Battery Child	12	11	-8%	9	11	22%	5	<u>11</u>	120%	45%
Total Part One Crimes	249	185	-26%	229	185	-19%	213	185	-13%	-19%
Part One Property Crimes	204	139	-32%	179	139	-22%	169	<u>139</u>	-18%	-24%
Part One Person Crimes	45	46	2%	50	46	-8%	44	<u>46</u>	5%	0%
Total Calls For Service	7,858	8,066	3%	8,056	8,066	0%	8,449	8,066	-5%	-1%
Firearm Offenses	13	5	-62%	15	5	-67%	17	<u>5</u>	-71%	-66%
All Domestic Violence Cases	133	113	-15%	128	113	-12%	111	<u>113</u>	2%	-8%

January 1, 2019 through March 9, 2019 compared to the same periods in 2017 and 2018

Volusia County Sheriff's Office	YTD	YTD	2017-2018	YTD	YTD	2018-2019	YTD	YTD	2017-2019
COUNTYWIDE	2017	2018	% Change	2018	2019	%Change	2017	2019	%Change
Homicides	1	2	100%	2	1	-50%	1	<u>1</u>	0%
Auto Thefts	40	50	25%	50	35	-30%	40	<u>35</u>	-13%
Total Burglaries	129	112	-13%	112	75	-33%	129	75	-42%
Residence	107	89	-17%	89	62	-30%	107	<u>62</u>	-42%
Non Residence	22	23	5%	23	13	-43%	22	<u>13</u>	-41%
Total Larcenies	420	408	-3%	408	281	-31%	420	281	-33%
Larcenies	261	222	-15%	222	147	-34%	261	<u>147</u>	-44%
Larceny Carbreak	106	108	2%	108	72	-33%	106	<u>72</u>	-32%
Larceny Shoplifting	38	49	29%	49	45	-8%	38	<u>45</u>	18%
Larceny Bicycle	15	29	93%	29	17	-41%	15	<u>17</u>	13%
Total Robberies	18	17	-6%	17	17	0%	18	17	-6%
Armed	8	8	0%	8	5	-38%	8	<u>5</u>	-38%
Strongarmed	10	9	-10%	9	12	33%	10	<u>12</u>	20%
Total Agg. Assaults/Bat.	85	47	-45%	47	67	43%	85	67	-21%
Agg. Assaults/Batteries	46	21	-54%	21	32	52%	46	<u>32</u>	-30%
Agg. Domestic Assault/Batteries	39	26	-33%	26	35	35%	39	<u>35</u>	-10%
Person Shot	4	1	-75%	1	1	0%	4	<u>1</u>	-75%
Total Sexual Bat.	17	31	82%	31	26	-16%	17	26	53%
Sexual Battery	4	6	50%	6	5	-17%	4	<u>5</u>	25%
Sexual Battery Child	13	25	92%	25	21	-16%	13	<u>21</u>	62%
Total Part One Crimes	710	667	-6%	667	502	-25%	710	502	-29%
Part One Property Crimes	589	570	-3%	570	391	-31%	589	<u>391</u>	-34%
Part One Person Crimes	121	97	-20%	97	111	14%	121	<u>111</u>	-8%
Total Calls For Service	26,980	22,699	-16%	22,699	20,485	-10%	26,980	20,485	-24%
Firearm Offenses	33	19	-42%	19	28	47%	33	<u>28</u>	-15%
All Domestic Violence Cases	269	237	-12%	237	275	16%	269	<u>275</u>	2%

NOTE: This Crime data is preliminary and subject to reclassification upon further investigation. The data above reflects the total number of offenses, it does not indicate the total number of incidents. There were incidents that did not code into either district. These are included in the Countywide Total. N/A = Not Applicable

Last UCR build date: 3/11/2019 4:31:00 PM

Volusia County Sheriff's Office	1/13/2019	2/10/2019	Percent	2/10/2018	2/10/2019	Percent
Arrest Data	2/9/2019	3/9/2019	Change	3/9/2018	3/9/2019	Change
Homicides	0	0	0%	0	<u>0</u>	0%
Auto Thefts	9	5	-44%	6	<u>5</u>	-17%
Total Burglaries	30	10	-67%	21	10	-52%
Residence	12	4	-67%	10	<u>4</u>	-60%
Non Residence	18	6	-67%	11	<u>6</u>	-45%
Total Larcenies	33	28	-15%	33	28	-15%
Larcenies	18	15	-17%	16	<u>15</u>	-6%
Larceny Carbreak	2	1	-50%	9	<u>1</u>	-89%
Larceny Shoplifting	13	12	-8%	8	<u>12</u>	50%
Larceny Bicycle	0	0	0%	0	<u>0</u>	0%
Total Robberies	1	4	300%	4	4	0%
Armed	0	0	0%	0	<u>0</u>	0%
Strongarmed	1	4	300%	4	<u>4</u>	0%
Total Agg. Assaults/Batteries	36	31	-14%	19	31	63%
Agg. Assaults/Batteries	36	31	-14%	19	<u>31</u>	63%
Agg. Domestic/Batteries	0	0	0%	0	<u>0</u>	0%
Total Sexual Batteries	0	0	0%	2	0	-100%
Sexual Battery	0	0	0%	0	<u>0</u>	0%
Sexual Battery Child	0	0	0%	2	<u>0</u>	-100%
Total Part 1 Arrests	109	78	-28%	85	78	-8%
Non-Violent Crime Arrests	72	43	-40%	60	43	-28%
Violent Crime Arrests	37	35	-5%	25	35	40%
Prostitution	0	5	N/A	2	<u>5</u>	150%
Narcotics	157	101	-36%	159	<u>101</u>	-36%
Miscellaneous	561	447	-20%	554	<u>447</u>	-19%
Total Arrests	827	631	-24%	800	631	-21%
	CompStat	CompStat 2		LY CompStat 2	CompStat 2	

NOTE: This data is to be used internally for Volusia County Sheriff's Office use only. This Crime data is Preliminary and subject to reclassification upon further Investigation. **There were arrest that did not code into either district. These are included in the CityWide Total.** N/A = Not Applicable

January 1, 2019 through March 9, 2019 compared to the same periods in 2017 and 2018

VCSO Countywide Clearances	YTD 2017					YTD 2018					YTD 2019				
	Offense	Clrs	% Clr	Adult	Juv	Offense	Clrs	% Clr	Adult	Juv	Offense	Clrs	% Clr	Adult	Juv
Homicides	1	1	100%	1	0	2	0	0%	0	0	1	1	100%	1	0
Auto Thefts	40	7	18%	6	1	50	18	36%	13	5	35	13	37%	10	3
Total Burglaries	129	41	32%	35	6	112	37	33%	29	8	75	30	40%	27	3
Residence	107	31	29%	26	5	89	33	37%	26	7	62	25	40%	22	3
Non Residence	22	10	45%	9	1	23	4	17%	3	1	13	5	38%	5	0
Total Larcenies	420	125	30%	106	19	408	108	26%	91	17	281	84	30%	76	8
Larcenies	261	84	32%	72	12	222	57	26%	54	3	147	37	25%	35	2
Larceny Carbreak	106	19	18%	12	7	108	29	27%	17	12	72	19	26%	14	5
Larceny Shoplifting	38	20	53%	20	0	49	19	39%	19	0	45	27	60%	26	1
Larceny Bicycle	15	2	13%	2	0	29	3	10%	1	2	17	1	6%	1	0
Total Robberies	18	13	72%	10	3	17	10	59%	8	2	17	10	59%	10	0
Armed	8	4	50%	4	0	8	4	50%	3	1	5	2	40%	2	0
Strongarmed	10	9	90%	6	3	9	6	67%	5	1	12	8	67%	8	0
Total Agg. Assaults/Bat.	85	60	71%	53	7	47	37	79%	36	1	67	51	76%	46	5
Agg. Assaults/Batteries	46	30	65%	27	3	21	13	62%	13	0	32	25	78%	22	3
Agg. Domestic Assault/Batteries	39	30	77%	26	4	26	24	92%	23	1	35	26	74%	24	2
Person Shot	4	1	25%	1	0	1	1	100%	1	0	1	2	200%	1	1
Total Sexual Bat.	17	12	71%	7	5	34	13	38%	9	4	26	10	38%	3	7
Sexual Battery	4	3	75%	3	0	8	2	25%	2	0	5	2	40%	2	0
Sexual Battery Child	13	9	69%	4	5	26	11	42%	7	4	21	8	38%	1	7
Total Part One Crimes	710	259	36%	207	41	667	223	33%	186	37	502	199	40%	173	26
Part One Property Crimes	589	173	29%	147	26	570	163	29%	133	30	391	127	32%	113	14
Part One Person Crimes	121	86	71%	60	15	97	60	62%	53	7	111	72	65%	60	12

NOTE: This Crime data is preliminary and subject to reclassification upon further investigation. The data above reflects the total number of offenses, it does not indicate the total number of incidents.

Last UCR build date: 3/11/2019 4:31:00 PM

COMPSTAT REPORT



CRIME STATISTICS – DISTRICT 4

Period 19-2: February 10, 2019 – March 9, 2016

Captain Paul W. Kammerer

COMPSTAT STATISTICAL CRIME COMPARISON TO PREVIOUS 28 DAY PERIODS

District 4	11/18/2018	2/10/2019		12/16/2018	2/10/2019		1/13/2019	2/10/2019		3 Periods
Volusia County Sheriff's Office	12/15/2018	3/9/2019		1/12/2019	3/9/2019		2/9/2019	3/9/2019		Average %
VCSO Offense Data	Current - 3	Current (28d)	% Change	Current -2	Current (28d)	% Change	Current - 1	Current (28d)	% Change	Change
Homicides	1	0	-100%	0	0	0%	0	<u>0</u>	0%	-33%
Auto Thefts	5	2	-60%	6	2	-67%	5	<u>2</u>	-60%	-62%
Total Burglaries	7	11	57%	19	11	-42%	7	11	57%	24%
Residence	7	11	57%	11	11	0%	6	<u>11</u>	83%	47%
Non Residence	0	0	0%	8	0	-100%	1	<u>0</u>	-100%	-67%
Total Larcenies	35	29	-17%	41	29	-29%	53	29	-45%	-31%
Larcenies	22	13	-41%	20	13	-35%	28	<u>13</u>	-54%	-43%
Larceny Carbreak	4	6	50%	9	6	-33%	10	<u>6</u>	-40%	-8%
Larceny Shoplifting	9	8	-11%	8	8	0%	15	<u>8</u>	-47%	-19%
Larceny Bicycle	0	2	N/A	4	2	-50%	0	<u>2</u>	N/A	-17%
Total Robberies	5	6	20%	4	6	50%	2	6	200%	90%
Armed	4	1	-75%	1	1	0%	2	<u>1</u>	-50%	-42%
Strongarmed	1	5	400%	3	5	67%	0	<u>5</u>	N/A	156%
Total Agg. Assaults/Bat.	7	8	14%	7	8	14%	13	8	-38%	-3%
Agg. Assaults/Batteries	3	0	-100%	5	0	-100%	8	<u>0</u>	-100%	-100%
Agg. Domestic Assault/Batteries	4	8	100%	2	8	300%	5	<u>8</u>	60%	153%
Person Shot	0	0	0%	0	0	0%	0	<u>0</u>	0%	0%
Total Sexual Bat.	4	8	100%	8	8	0%	3	8	167%	89%
Sexual Battery	0	2	N/A	2	2	0%	0	<u>2</u>	N/A	0%
Sexual Battery Child	4	6	50%	6	6	0%	3	<u>6</u>	100%	50%
Total Part One Crimes	64	64	0%	85	64	-25%	83	64	-23%	-16%
Part One Property Crimes	47	42	-11%	66	42	-36%	65	<u>42</u>	-35%	-27%
Part One Person Crimes	17	22	29%	19	22	16%	18	<u>22</u>	22%	22%
Total Calls For Service	2,440	2,511	3%	2,514	2,511	0%	2,708	2,511	-7%	-1%
Firearm Offenses	7	1	-86%	3	1	-67%	6	<u>1</u>	-83%	-79%
All Domestic Violence Cases	56	62	11%	61	62	2%	56	<u>62</u>	11%	8%

NOTE: This Crime data is preliminary and subject to reclassification upon further investigation. The data above reflects the total number of offenses, it does not indicate the total number of incidents. N/A = Not Applicable

Last UCR build date: 3/11/2019 4:31:00 PM

January 1, 2019 through March 9, 2019 compared to the same periods in 2017 and 2018

Volusia County Sheriff's Office	YTD	YTD	2017-2018	YTD	YTD	2018-2019	YTD	YTD	2017-2019	% OF
District 4	2017	2018	% Change	2018	2019	%Change	2017	2019	%Change	COUNTYWIDE
Homicides	0	1	N/A	1	0	-100%	0	<u>0</u>	0%	0%
Auto Thefts	9	15	67%	15	9	-40%	9	<u>9</u>	0%	26%
Total Burglaries	44	37	-16%	37	25	-32%	44	25	-43%	33%
Residence	36	33	-8%	33	22	-33%	36	<u>22</u>	-39%	35%
Non Residence	8	4	-50%	4	3	-25%	8	<u>3</u>	-63%	23%
Total Larcenies	158	165	4%	165	98	-41%	158	98	-38%	35%
Larcenies	82	73	-11%	73	49	-33%	82	<u>49</u>	-40%	33%
Larceny Carbreak	47	54	15%	54	17	-69%	47	<u>17</u>	-64%	24%
Larceny Shoplifting	23	25	9%	25	27	8%	23	<u>27</u>	17%	60%
Larceny Bicycle	6	13	117%	13	5	-62%	6	<u>5</u>	-17%	29%
Total Robberies	6	10	67%	10	9	-10%	6	9	50%	53%
Armed	4	6	50%	6	3	-50%	4	<u>3</u>	-25%	60%
Strongarmed	2	4	100%	4	6	50%	2	<u>6</u>	200%	50%
Total Agg. Assaults/Bat.	35	17	-51%	17	23	35%	35	23	-34%	N/A
Agg. Assaults/Batteries	14	6	-57%	6	8	33%	14	<u>8</u>	-43%	25%
Agg. Domestic Assault/Batteries	21	11	-48%	11	15	36%	21	<u>15</u>	-29%	43%
Person Shot	1	1	0%	1	0	-100%	1	<u>0</u>	-100%	0%
Total Sexual Bat.	7	9	29%	9	15	67%	7	15	114%	58%
Sexual Battery	3	1	-67%	1	3	200%	3	<u>3</u>	0%	60%
Sexual Battery Child	4	8	100%	8	12	50%	4	<u>12</u>	200%	57%
Total Part One Crimes	259	254	-2%	254	179	-30%	259	179	-31%	37%
Part One Property Crimes	211	217	3%	217	132	-39%	211	<u>132</u>	-37%	34%
Part One Person Crimes	48	37	-23%	37	47	27%	48	<u>47</u>	-2%	42%
Total Calls For Service	8,166	7,027	-14%	7,027	6,463	-8%	8,166	6,463	-21%	32%
Firearm Offenses	10	10	0%	10	7	-30%	10	<u>7</u>	-30%	25%
All Domestic Violence Cases	129	100	-22%	100	140	40%	129	<u>140</u>	9%	51%

NOTE: This Crime data is preliminary and subject to reclassification upon further investigation. The data above reflects the total number of offenses, it does not indicate the total number of incidents. There were incidents that did not code into either district. These are included in the Countywide Total. N/A = Not Applicable

Last UCR build date: 3/11/2019 4:31:00 PM

January 1, 2019 through March 9, 2019 compared to the same periods in 2017 and 2018

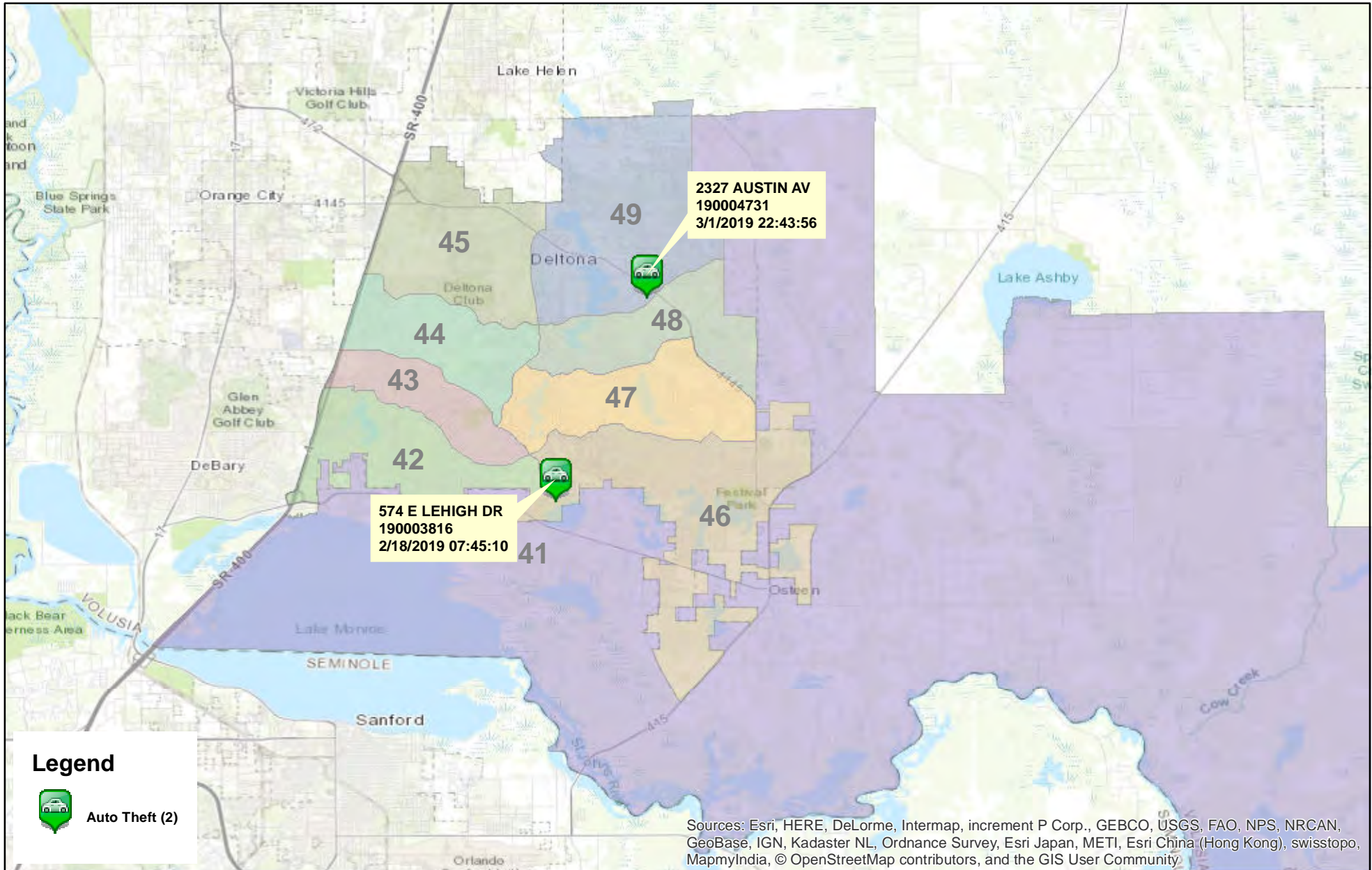
Volusia County Sheriff's Office District 4 Clearances	YTD 2017					YTD 2018					YTD 2019				
	Offense	Clrs	% Clr	Adult	Juv	Offense	Clrs	% Clr	Adult	Juv	Offense	Clrs	% Clr	Adult	Juv
Homicides	0	0	0%	0	0	1	0	0%	0	0	0	0	0%	0	0
Auto Thefts	9	2	22%	2	0	15	7	47%	4	3	9	2	22%	2	0
Total Burglaries	44	11	25%	8	3	37	11	30%	6	5	25	10	40%	8	2
Residence	36	10	28%	8	2	33	11	33%	6	5	22	10	45%	8	2
Non Residence	8	1	13%	0	1	4	0	0%	0	0	3	0	0%	0	0
Total Larcenies	158	49	31%	42	7	165	51	31%	38	13	98	41	42%	36	5
Larcenies	82	23	28%	21	2	73	21	29%	20	1	49	15	31%	13	2
Larceny Carbreak	47	12	26%	7	5	54	20	37%	10	10	17	8	47%	5	3
Larceny Shoplifting	23	14	61%	14	0	25	8	32%	8	0	27	18	67%	18	0
Larceny Bicycle	6	0	0%	0	0	13	2	15%	0	2	5	0	0%	0	0
Total Robberies	6	4	67%	3	1	10	6	60%	5	1	9	3	33%	3	0
Armed	4	2	50%	2	0	6	4	67%	3	1	3	2	67%	2	0
Strongarmed	2	2	100%	1	1	4	2	50%	2	0	6	1	17%	1	0
Total Agg. Assaults/Bat.	35	26	74%	22	4	17	16	94%	16	0	23	18	78%	16	2
Agg. Assaults/Batteries	14	8	57%	7	1	6	6	100%	6	0	8	5	63%	3	2
Agg. Domestic Assault/Batteries	21	18	86%	15	3	11	10	91%	10	0	15	13	87%	13	0
Person Shot	1	0	0%	0	0	1	1	100%	1	0	0	0	0%	0	0
Total Sexual Bat.	7	5	71%	5	0	9	5	56%	2	3	15	6	40%	0	6
Sexual Battery	3	3	100%	3	0	1	0	0%	0	0	3	0	0%	0	0
Sexual Battery Child	4	2	50%	2	0	8	5	63%	2	3	12	6	50%	0	6
Total Part One Crimes	259	97	37%	77	15	254	96	38%	71	25	179	80	45%	65	15
Part One Property Crimes	211	62	29%	52	10	217	69	32%	48	21	132	53	40%	46	7
Part One Person Crimes	48	35	73%	25	5	37	27	73%	23	4	47	27	57%	19	8

NOTE: This Crime data is preliminary and subject to reclassification upon further investigation. The data above reflects the total number of offenses, it does not indicate the total number of incidents.

Last UCR build date: 3/11/2019 4:31:00 PM

District 4 Auto Thefts

02/10/2019 thru 03/09/2019



Prepared by: VC Crime Center
 Crime Intelligence Analyst
 Volusia County Sheriff's Office
 Printed On: 3/12/2019

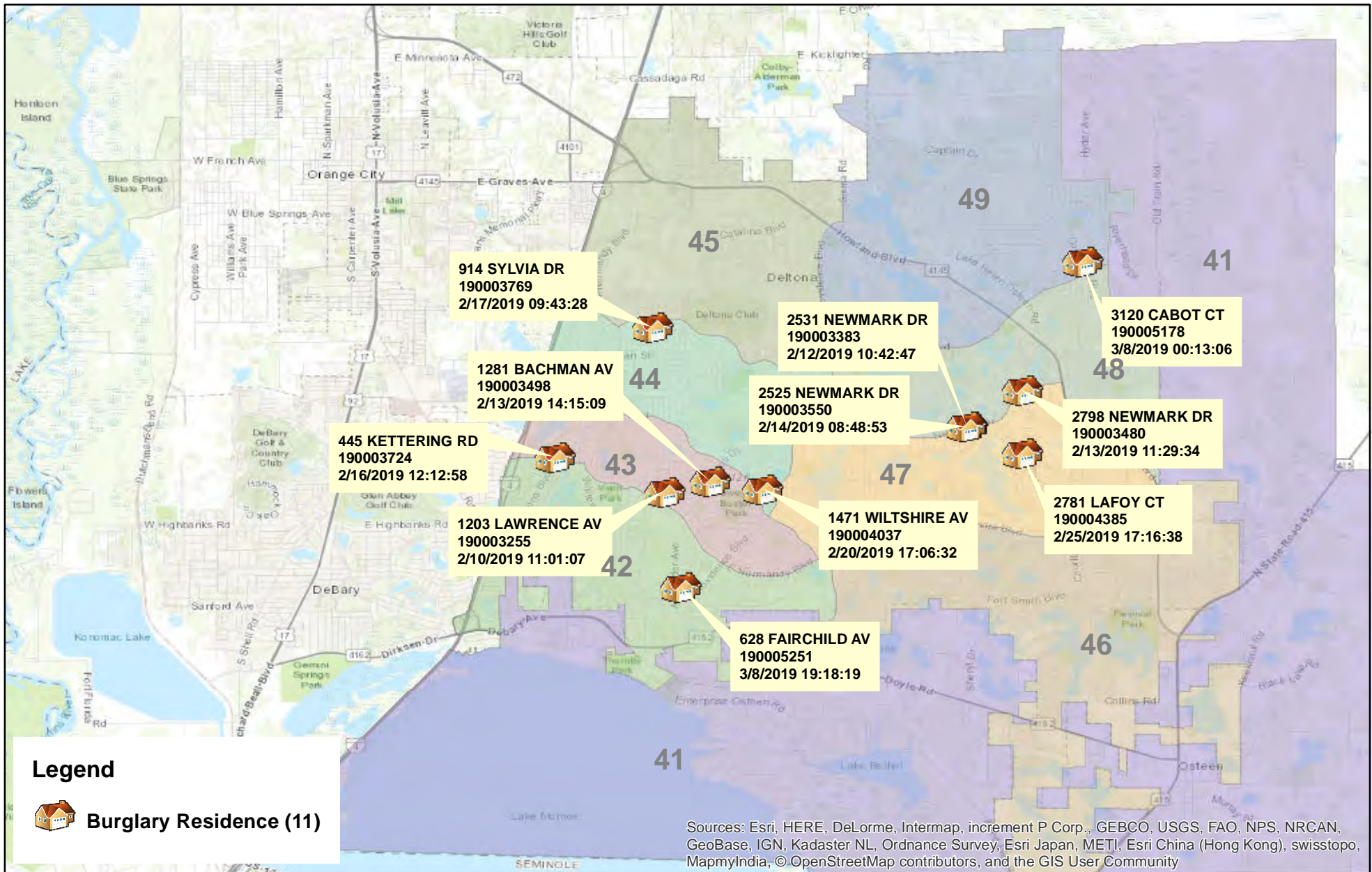
0 0.5 1 2 3 4 5 Miles
 * Map reflects total number of Incidents and not total number of victims



This is not a legal document. due to address incompatibilities, some incidents may not be represented and the information on this map should not be viewed as the legal representation of property boundaries, roads, facilities. etc.

District 4 Burglaries

02/10/2019 thru 03/09/2019



Prepared by: VC Crime Center
 Crime Intelligence Analyst
 Volusia County Sheriff's Office
 Printed On: 3/12/2019

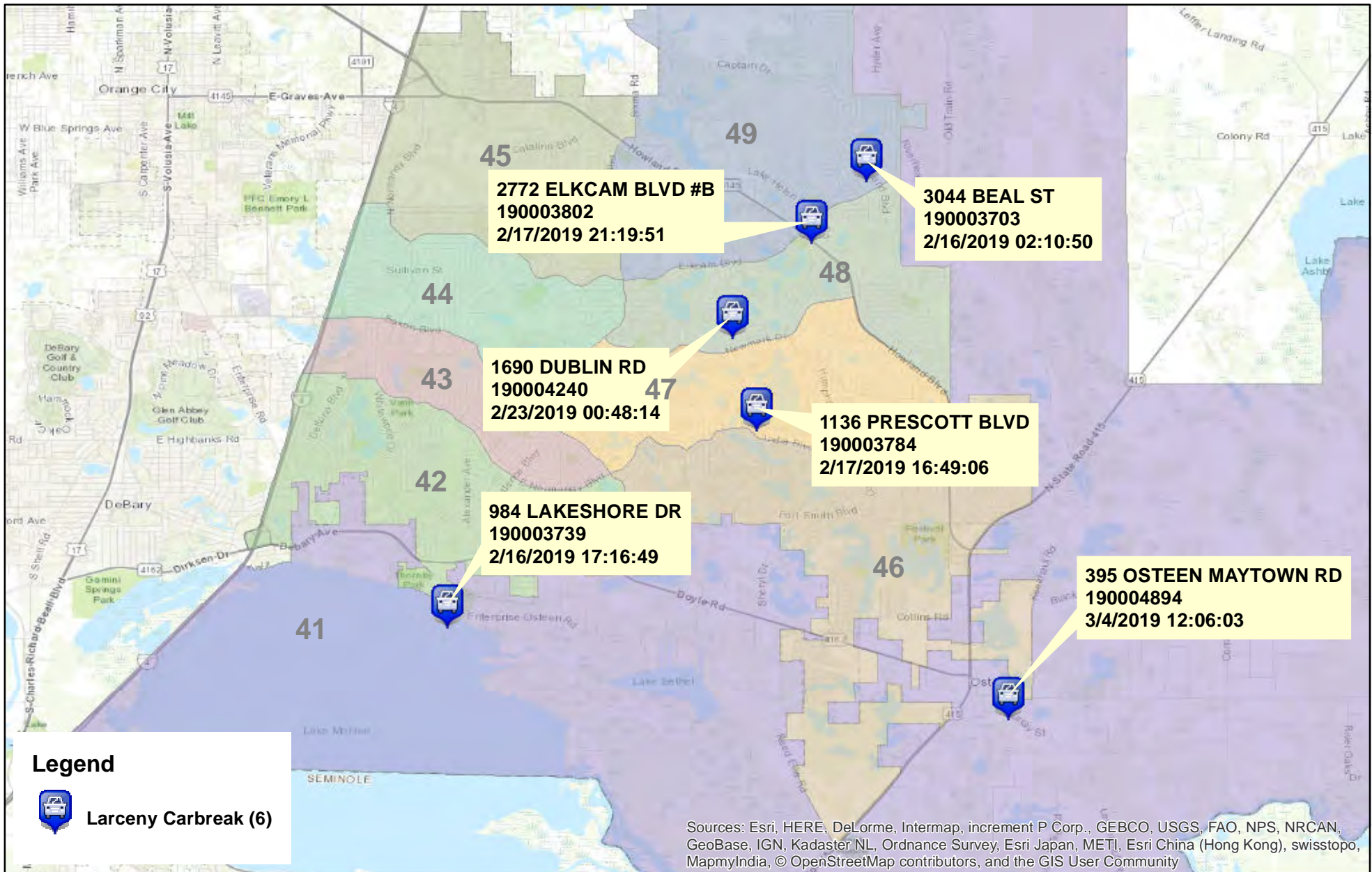


* Map reflects total number of Incidents and not total number of victims



This is not a legal document. due to address incompatibilities, some incidents may not be represented and the information on this map should not be viewed as the legal representation of property boundaries, roads, facilities. etc.

District 4 Larceny Carbreak 02/10/2019 thru 03/09/2019



Prepared by: VC Crime Center
 Crime Intelligence Analyst
 Volusia County Sheriff's Office
 Printed On: 3/12/2019



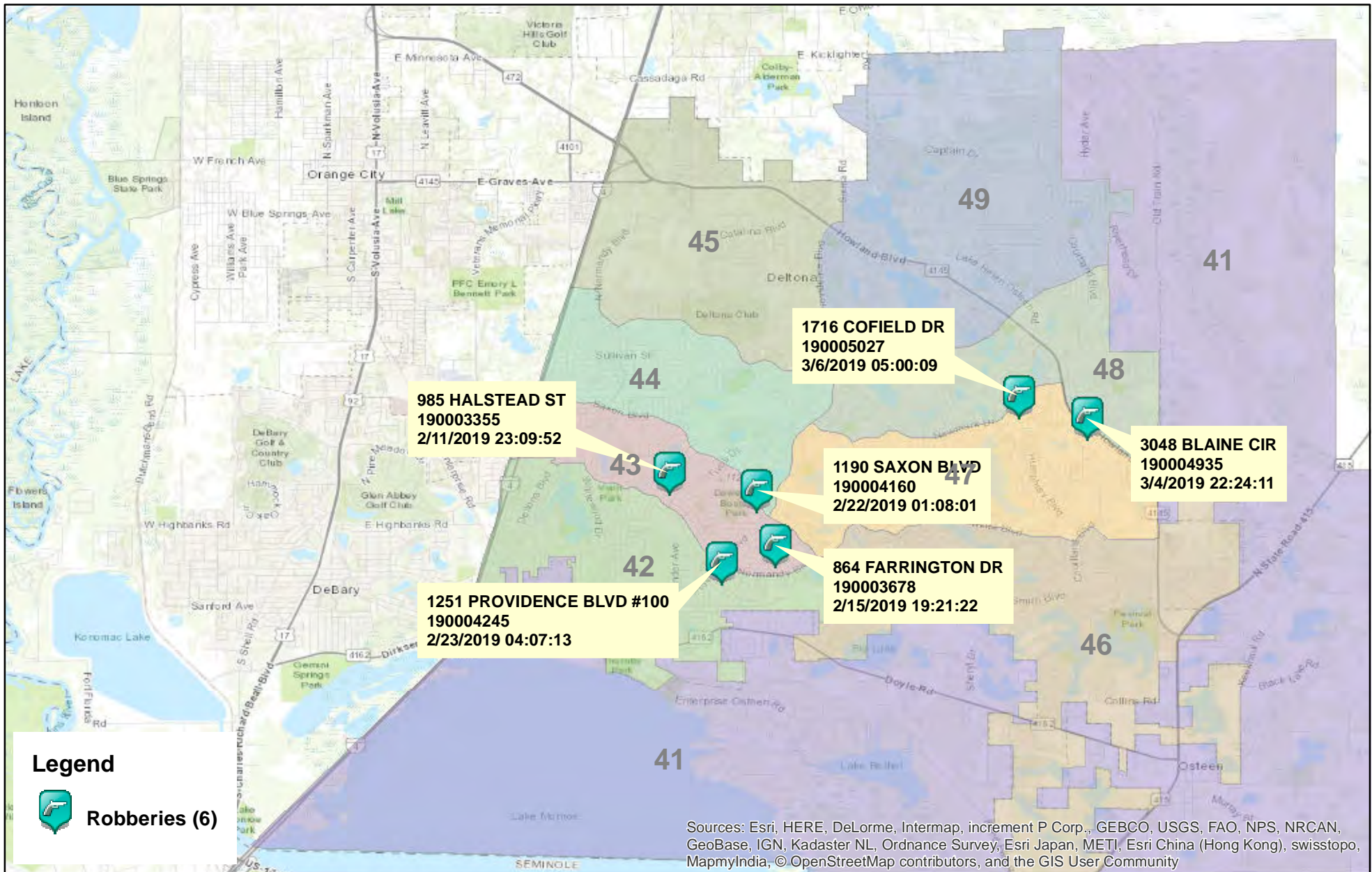
* Map reflects total number of Incidents and not total number of victims



This is not a legal document. due to address incompatibilities, some incidents may not be represented and the information on this map should not be viewed as the legal representation of property boundaries, roads, facilities. etc.

District 4 Robberies

02/10/2019 thru 03/09/2019



Prepared by: VC Crime Center
 Crime Intelligence Analyst
 Volusia County Sheriff's Office
 Printed On: 3/12/2019



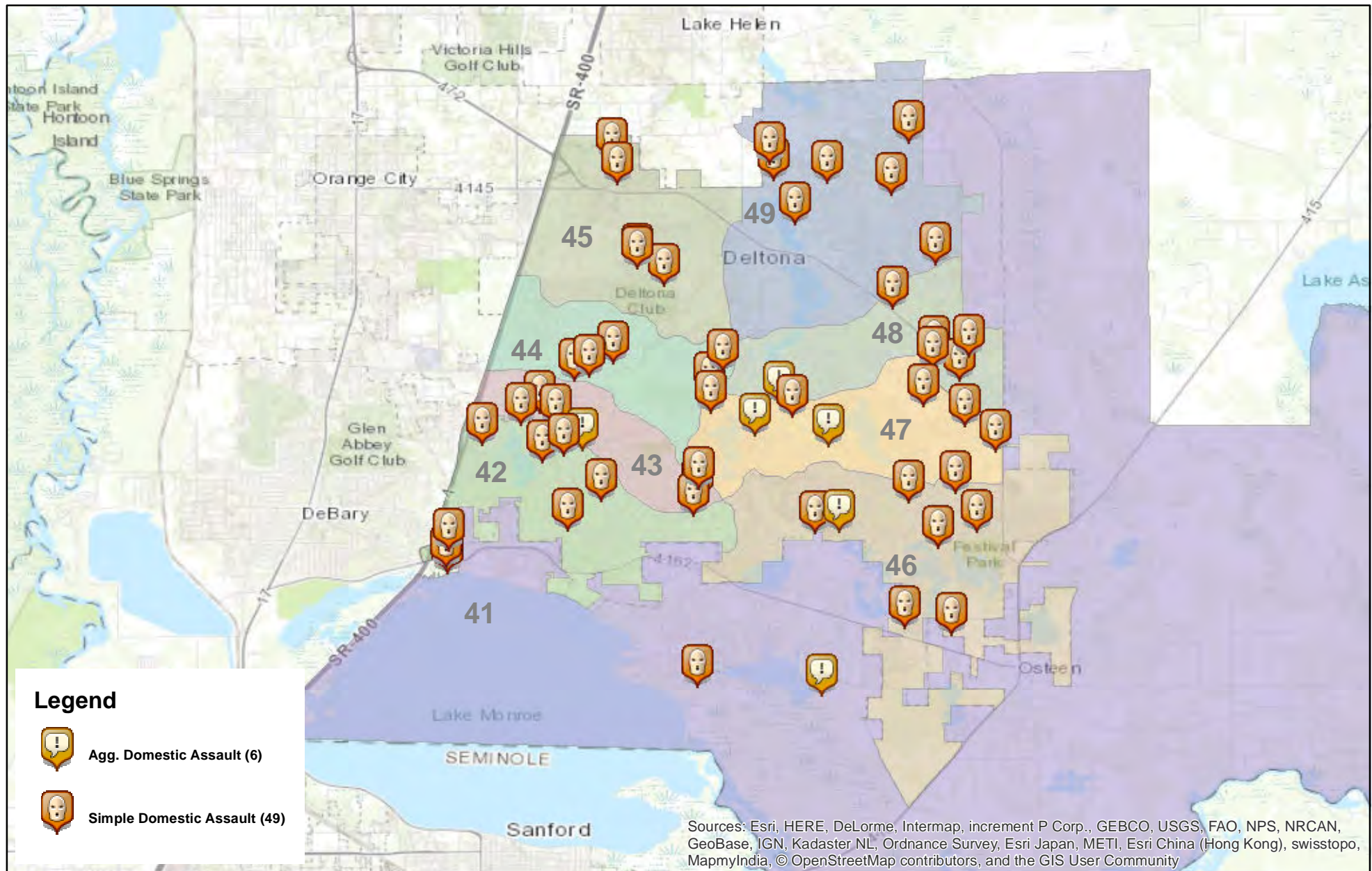
* Map reflects total number of Incidents and not total number of victims



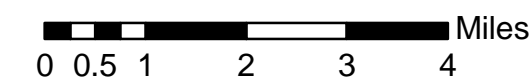
This is not a legal document. due to address incompatibilities, some incidents may not be represented and the information on this map should not be viewed as the legal representation of property boundaries, roads, facilities. etc.

District 4 Domestic Assaults and Batteries

02/10/2019 thru 03/09/2019



Prepared by: VC Crime Center
 Crime Intelligence Analyst
 Volusia County Sheriff's Office
 Printed On: 3/12/2019

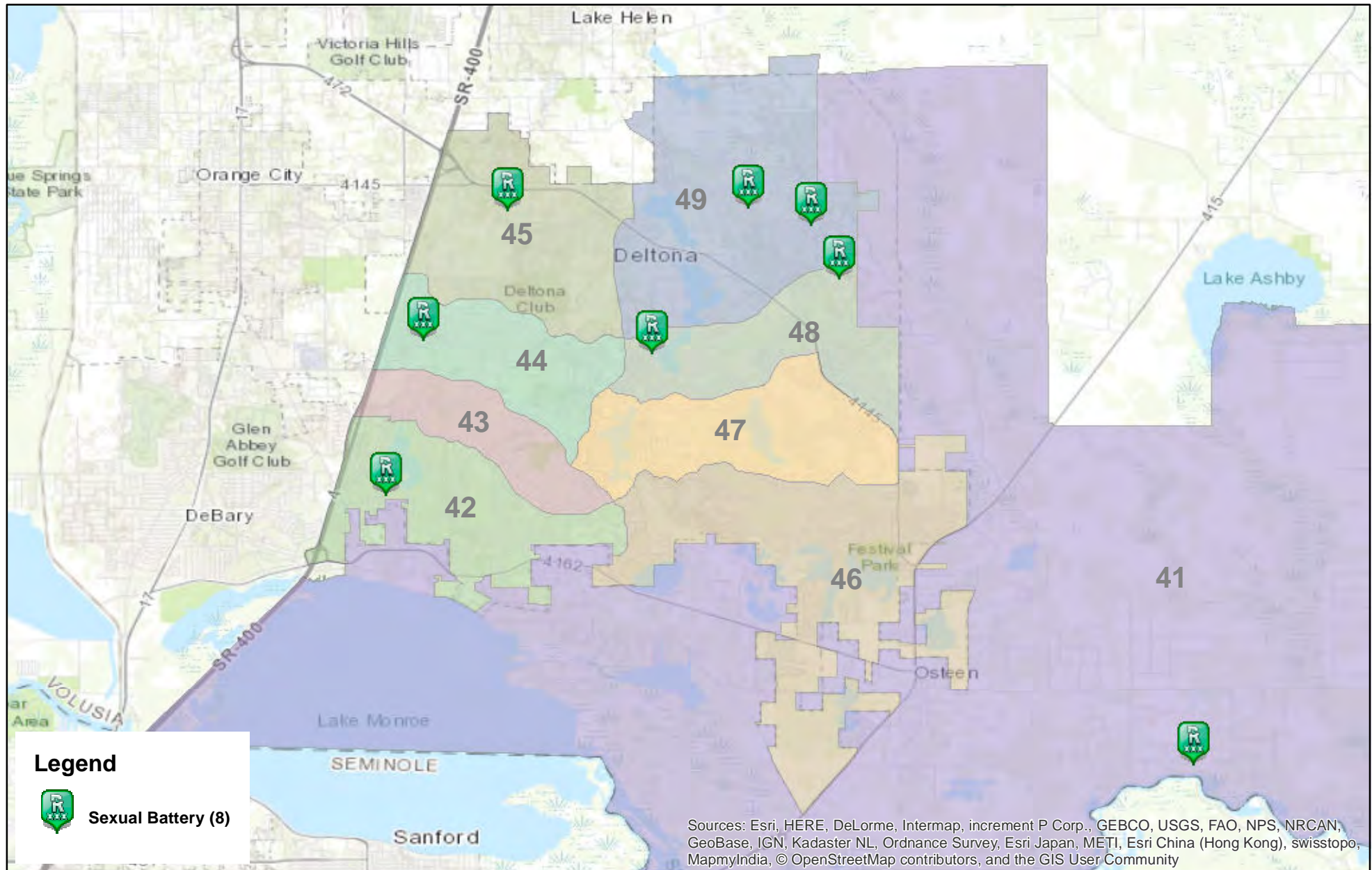


* Map reflects total number of Incidents and not total number of victims



This is not a legal document. due to address incompatibilities, some incidents may not be represented and the information on this map should not be viewed as the legal representation of property boundaries, roads, facilities. etc.

District 4 Sexual Batteries 02/10/2019 thru 03/09/2019



Prepared by: VC Crime Center
Crime Intelligence Analyst
Volusia County Sheriff's Office
Printed On: 3/12/2019

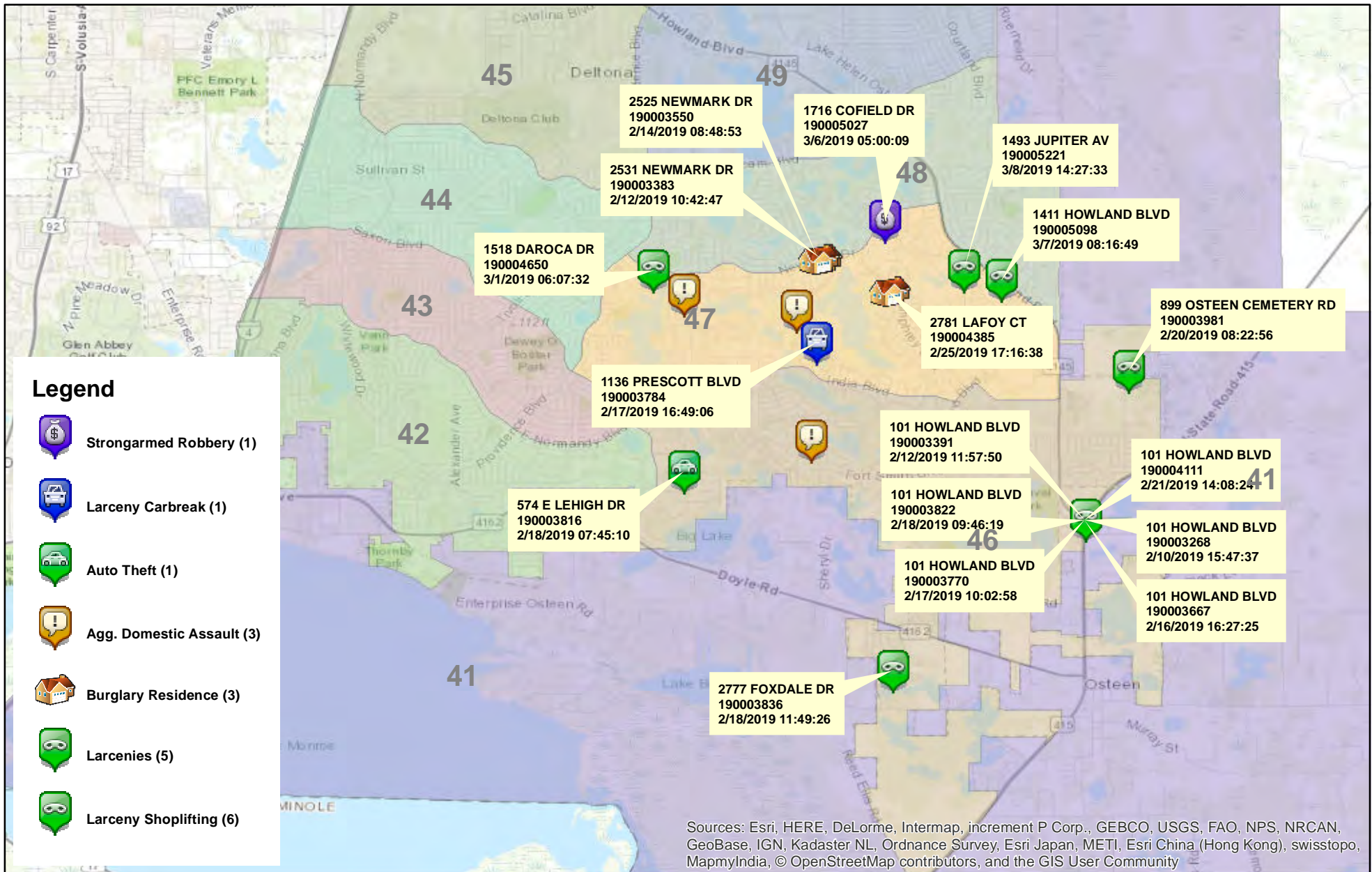
0 0.5 1 2 3 4 Miles
* Map reflects total number of Incidents and not total number of victims



This is not a legal document.
due to address incompatibilities, some
incidents may not be represented and
the information on this map should not be
viewed as the legal representation of
property boundaries, roads, facilities. etc.

District 4 Hot Zones 46 & 47

02/10/2019 thru 03/09/2019



Prepared by: VC Crime Center
 Crime Intelligence Analyst
 Volusia County Sheriff's Office
 Printed On: 3/12/2019

0 0.5 1 2 Miles
 * Map reflects total number of Incidents and not total number of victims



This is not a legal document. due to address incompatibilities, some incidents may not be represented and the information on this map should not be viewed as the legal representation of property boundaries, roads, facilities. etc.

District 4 - Part 1 Crimes by Zone 02/10/2019 through 03/09/2019

Volusia County Sheriff's Office	Total	41	42	43	44	45	46	47	48	49
Total	<u>60</u>	<u>5</u>	<u>7</u>	<u>9</u>	<u>4</u>	<u>2</u>	<u>10</u>	<u>10</u>	<u>4</u>	<u>9</u>
Aggravated Assaults	<u>6</u>	<u>1</u>	<u>0</u>	<u>1</u>	<u>0</u>	<u>0</u>	<u>1</u>	<u>2</u>	<u>1</u>	<u>0</u>
Auto Thefts	<u>2</u>	<u>0</u>	<u>0</u>	<u>0</u>	<u>0</u>	<u>0</u>	<u>1</u>	<u>0</u>	<u>0</u>	<u>1</u>
Burglary Non-Residence	<u>0</u>	<u>0</u>	<u>0</u>	<u>0</u>	<u>0</u>	<u>0</u>	<u>0</u>	<u>0</u>	<u>0</u>	<u>0</u>
Burglary Residence	<u>11</u>	<u>0</u>	<u>1</u>	<u>3</u>	<u>2</u>	<u>0</u>	<u>0</u>	<u>3</u>	<u>1</u>	<u>1</u>
Homicide	<u>0</u>	<u>0</u>	<u>0</u>	<u>0</u>	<u>0</u>	<u>0</u>	<u>0</u>	<u>0</u>	<u>0</u>	<u>0</u>
Larceny All Other	<u>13</u>	<u>1</u>	<u>3</u>	<u>1</u>	<u>1</u>	<u>1</u>	<u>2</u>	<u>3</u>	<u>0</u>	<u>1</u>
Larceny Carbreak	<u>6</u>	<u>2</u>	<u>0</u>	<u>0</u>	<u>0</u>	<u>0</u>	<u>0</u>	<u>1</u>	<u>1</u>	<u>2</u>
Larceny Shoplifting	<u>8</u>	<u>0</u>	<u>2</u>	<u>0</u>	<u>0</u>	<u>0</u>	<u>6</u>	<u>0</u>	<u>0</u>	<u>0</u>
Robbery Armed	<u>1</u>	<u>0</u>	<u>0</u>	<u>1</u>	<u>0</u>	<u>0</u>	<u>0</u>	<u>0</u>	<u>0</u>	<u>0</u>
Robbery Strongarmed	<u>5</u>	<u>0</u>	<u>0</u>	<u>3</u>	<u>0</u>	<u>0</u>	<u>0</u>	<u>1</u>	<u>1</u>	<u>0</u>
Sexual Battery	<u>8</u>	<u>1</u>	<u>1</u>	<u>0</u>	<u>1</u>	<u>1</u>	<u>0</u>	<u>0</u>	<u>0</u>	<u>4</u>

*The Aggravated Assault, Auto Theft,& Sexual Battery statistics reflect the total number of incidents, it does not indicate the total number of victims or vehicles.

The Highlighted numbers indicate zones with higher levels of activity.

Last UCR build date: 3/11/2019 4:31:00 PM

COMPSTAT REPORT

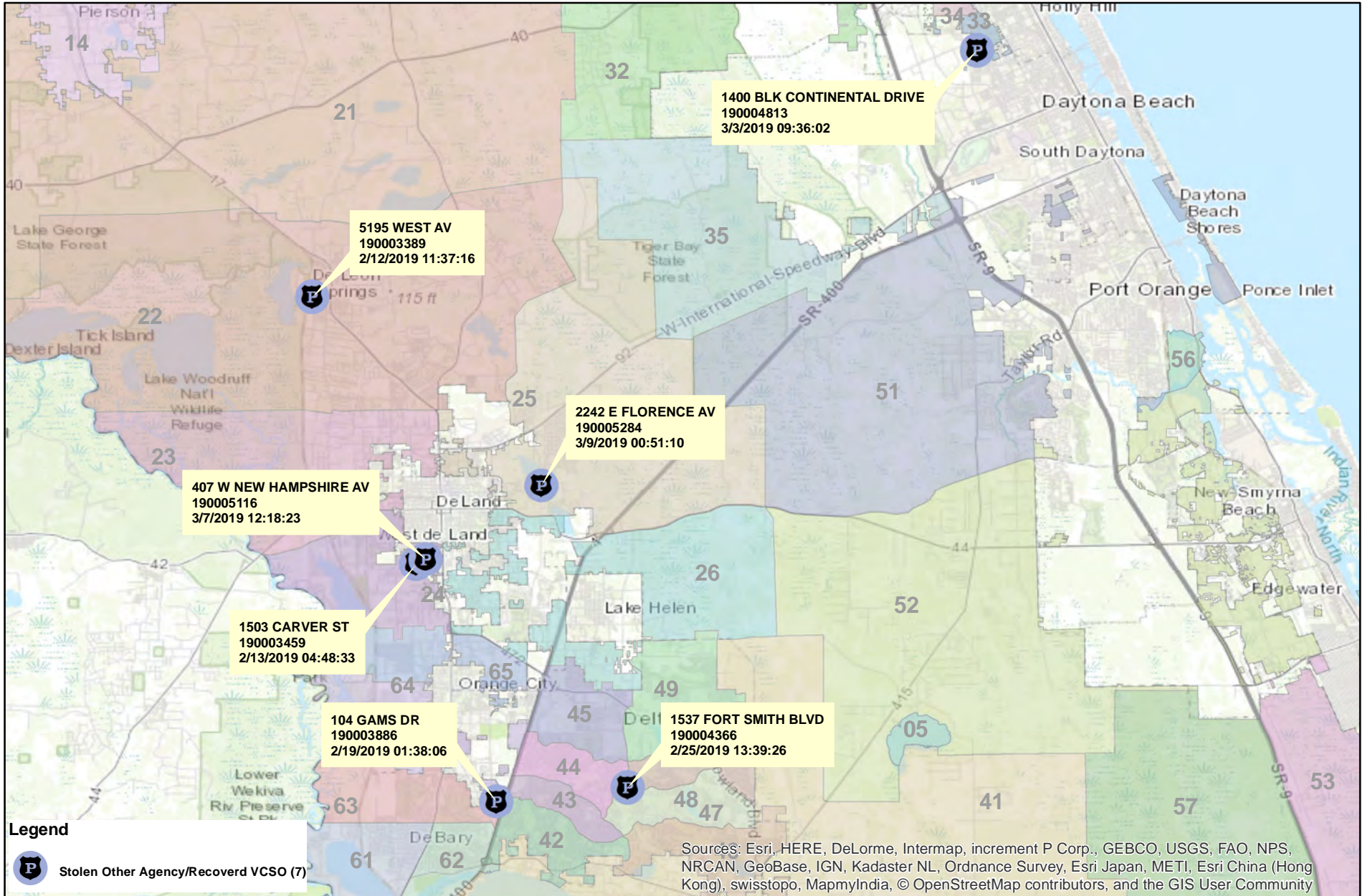


INVESTIGATIVE SERVICES SECTION

Period 19-2: February 10, 2019 – March 9, 2019

Captain Brian Henderson

Agencywide Auto Recoveries 02/10/2019 thru 03/09/2019



Prepared by: VC Crime Center
Crime Intelligence Analyst
Volusia County Sheriff's Office
Printed On: 3/12/2019

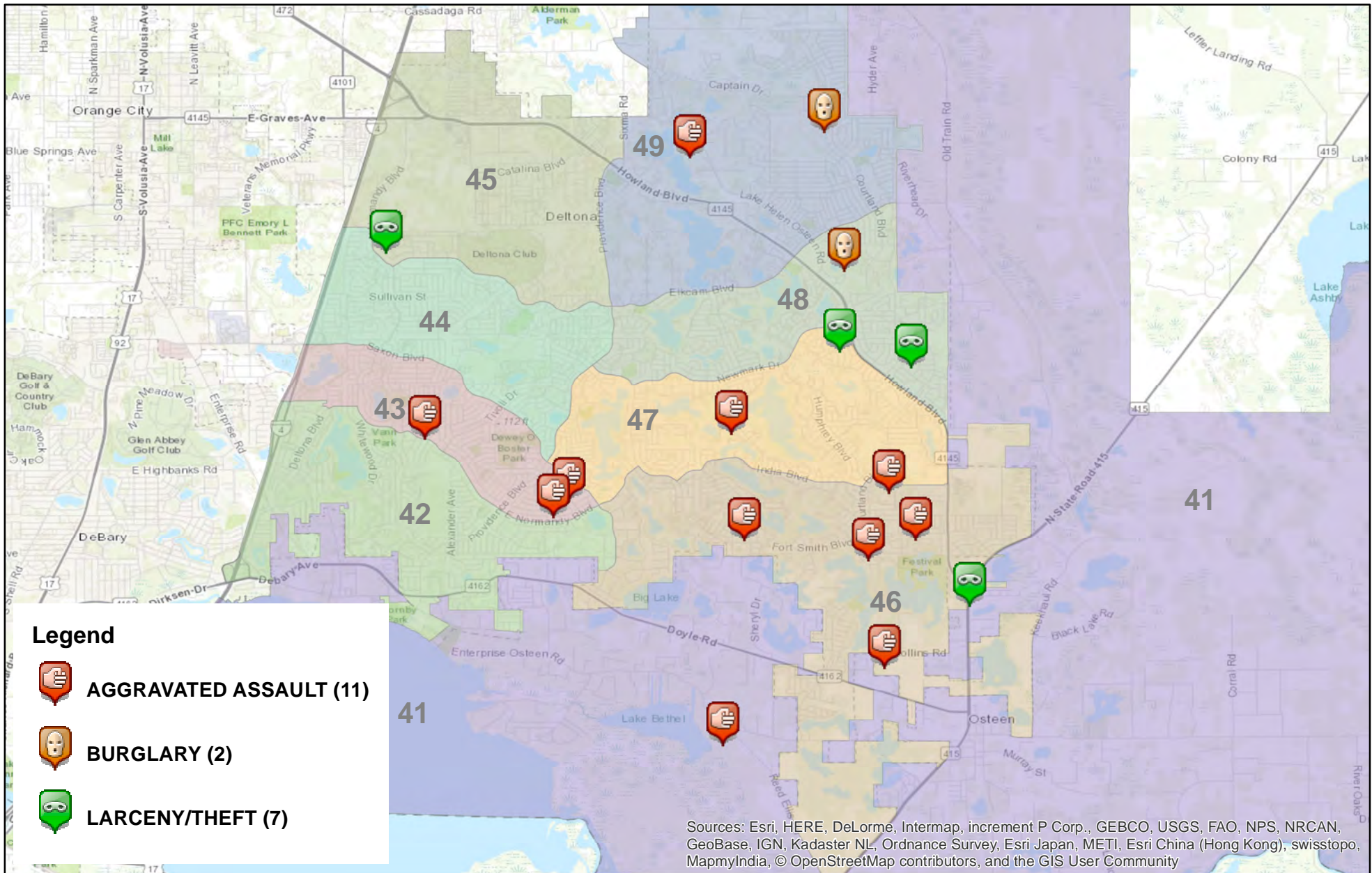
0 1 2 4 6 8 Miles



This is not a legal document.
Due to address incompatibilities, some incidents may not be represented and the information on this map should not be viewed as the legal representation of property boundaries, roads, facilities, etc.

District 4 Part I Arrests by Location

02/10/2019 thru 03/09/2019



Prepared by: VC Crime Center
 Crime Intelligence Analyst
 Volusia County Sheriff's Office
 Printed On: 3/12/2019



* Map reflects total number of Incidents and not total number of victims



This is not a legal document. due to address incompatibilities, some incidents may not be represented and the information on this map should not be viewed as the legal representation of property boundaries, roads, facilities. etc.

COMPSTAT REPORT



CRIME STATISTICS – DISTRICT 6

Period 19-2: February 10, 2019 – March 9, 2019

Captain Richard Fortin

COMPSTAT STATISTICAL CRIME COMPARISON TO PREVIOUS 28 DAY PERIODS

District 6	11/18/2018	2/10/2019		12/16/2018	2/10/2019		1/13/2019	2/10/2019		3 Periods
Volusia County Sheriff's Office	12/15/2018	3/9/2019		1/12/2019	3/9/2019		2/9/2019	3/9/2019		Average %
VCSO Offense Data	Current - 3	Current (28d)	% Change	Current -2	Current (28d)	% Change	Current - 1	Current (28d)	% Change	Change
Homicides	0	0	0%	0	0	0%	0	<u>0</u>	0%	0%
Auto Thefts	5	1	-80%	2	1	-50%	3	<u>1</u>	-67%	-66%
Total Burglaries	2	2	0%	2	2	0%	3	2	-33%	-11%
Residence	2	2	0%	1	2	100%	2	<u>2</u>	0%	33%
Non Residence	0	0	0%	1	0	-100%	1	<u>0</u>	-100%	-67%
Total Larcenies	18	8	-56%	17	8	-53%	14	8	-43%	-50%
Larcenies	10	4	-60%	6	4	-33%	11	<u>4</u>	-64%	-52%
Larceny Carbreak	6	3	-50%	9	3	-67%	2	<u>3</u>	50%	-22%
Larceny Shoplifting	0	1	N/A	1	1	0%	1	<u>1</u>	0%	0%
Larceny Bicycle	2	0	-100%	1	0	-100%	0	<u>0</u>	0%	-67%
Total Robberies	0	0	0%	0	0	0%	2	0	-100%	-33%
Armed	0	0	0%	0	0	0%	0	<u>0</u>	0%	0%
Strongarmed	0	0	0%	0	0	0%	2	<u>0</u>	-100%	-33%
Total Agg. Assaults/Bat.	2	2	0%	6	2	-67%	3	2	-33%	-33%
Agg. Assaults/Batteries	1	1	0%	4	1	-75%	2	<u>1</u>	-50%	-42%
Agg. Domestic Assault/Batteries	1	1	0%	2	1	-50%	1	<u>1</u>	0%	-17%
Person Shot	0	0	0%	0	0	0%	0	<u>0</u>	0%	0%
Total Sexual Bat.	1	1	0%	0	1	N/A	0	1	N/A	0%
Sexual Battery	1	0	-100%	0	0	0%	0	<u>0</u>	0%	-33%
Sexual Battery Child	0	1	N/A	0	1	N/A	0	<u>1</u>	N/A	0%
Total Part One Crimes	28	14	-50%	27	14	-48%	25	14	-44%	-47%
Part One Property Crimes	25	11	-56%	21	11	-48%	20	<u>11</u>	-45%	-50%
Part One Person Crimes	3	3	0%	6	3	-50%	5	<u>3</u>	-40%	-30%
Total Calls For Service	1,012	1,131	12%	1,051	1,131	8%	1,214	1,131	-7%	4%
Firearm Offenses	1	0	-100%	2	0	-100%	1	<u>0</u>	-100%	-100%
All Domestic Violence Cases	17	9	-47%	21	9	-57%	12	<u>9</u>	-25%	-43%

NOTE: This Crime data is preliminary and subject to reclassification upon further investigation. The data above reflects the total number of offenses, it does not indicate the total number of incidents. N/A = Not Applicable

Last UCR build date: 3/11/2019 4:31:00 PM

January 1, 2019 through March 9, 2019 compared to the same periods in 2017 and 2018

Volusia County Sheriff's Office	YTD	YTD	2017-2018	YTD	YTD	2018-2019	YTD	YTD	2017-2019	% OF
District 6	2017	2018	% Change	2018	2019	%Change	2017	2019	%Change	COUNTYWIDE
Homicides	1	0	-100%	0	0	0%	1	<u>0</u>	-100%	0%
Auto Thefts	3	8	167%	8	6	-25%	3	<u>6</u>	100%	17%
Total Burglaries	23	12	-48%	12	6	-50%	23	6	-74%	8%
Residence	20	10	-50%	10	4	-60%	20	<u>4</u>	-80%	6%
Non Residence	3	2	-33%	2	2	0%	3	<u>2</u>	-33%	15%
Total Larcenies	51	63	24%	63	32	-49%	51	32	-37%	11%
Larcenies	31	36	16%	36	18	-50%	31	<u>18</u>	-42%	12%
Larceny Carbreak	16	23	44%	23	11	-52%	16	<u>11</u>	-31%	15%
Larceny Shoplifting	3	2	-33%	2	2	0%	3	<u>2</u>	-33%	4%
Larceny Bicycle	1	2	100%	2	1	-50%	1	<u>1</u>	0%	6%
Total Robberies	1	1	0%	1	2	100%	1	2	100%	12%
Armed	1	1	0%	1	0	-100%	1	<u>0</u>	-100%	0%
Strongarmed	0	0	0%	0	2	N/A	0	<u>2</u>	N/A	17%
Total Agg. Assaults/Bat.	15	7	-53%	7	8	14%	15	8	-47%	N/A
Agg. Assaults/Batteries	8	4	-50%	4	5	25%	8	<u>5</u>	-38%	16%
Agg. Domestic Assault/Batteries	7	3	-57%	3	3	0%	7	<u>3</u>	-57%	9%
Person Shot	1	0	-100%	0	0	0%	1	<u>0</u>	-100%	0%
Total Sexual Bat.	0	2	N/A	2	1	-50%	0	1	N/A	4%
Sexual Battery	0	0	0%	0	0	0%	0	<u>0</u>	0%	0%
Sexual Battery Child	0	2	N/A	2	1	-50%	0	<u>1</u>	N/A	5%
Total Part One Crimes	94	93	-1%	93	55	-41%	94	55	-41%	11%
Part One Property Crimes	77	83	8%	83	44	-47%	77	<u>44</u>	-43%	11%
Part One Person Crimes	17	10	-41%	10	11	10%	17	<u>11</u>	-35%	10%
Total Calls For Service	3,813	3,098	-19%	3,098	2,886	-7%	3,813	2,886	-24%	14%
Firearm Offenses	12	3	-75%	3	1	-67%	12	<u>1</u>	-92%	4%
All Domestic Violence Cases	30	26	-13%	26	30	15%	30	<u>30</u>	0%	11%

NOTE: This Crime data is preliminary and subject to reclassification upon further investigation. The data above reflects the total number of offenses, it does not indicate the total number of incidents. There were incidents that did not code into either district. These are included in the Countywide Total. N/A = Not Applicable

Last UCR build date: 3/11/2019 4:31:00 PM

January 1, 2019 through March 9, 2019 compared to the same periods in 2017 and 2018

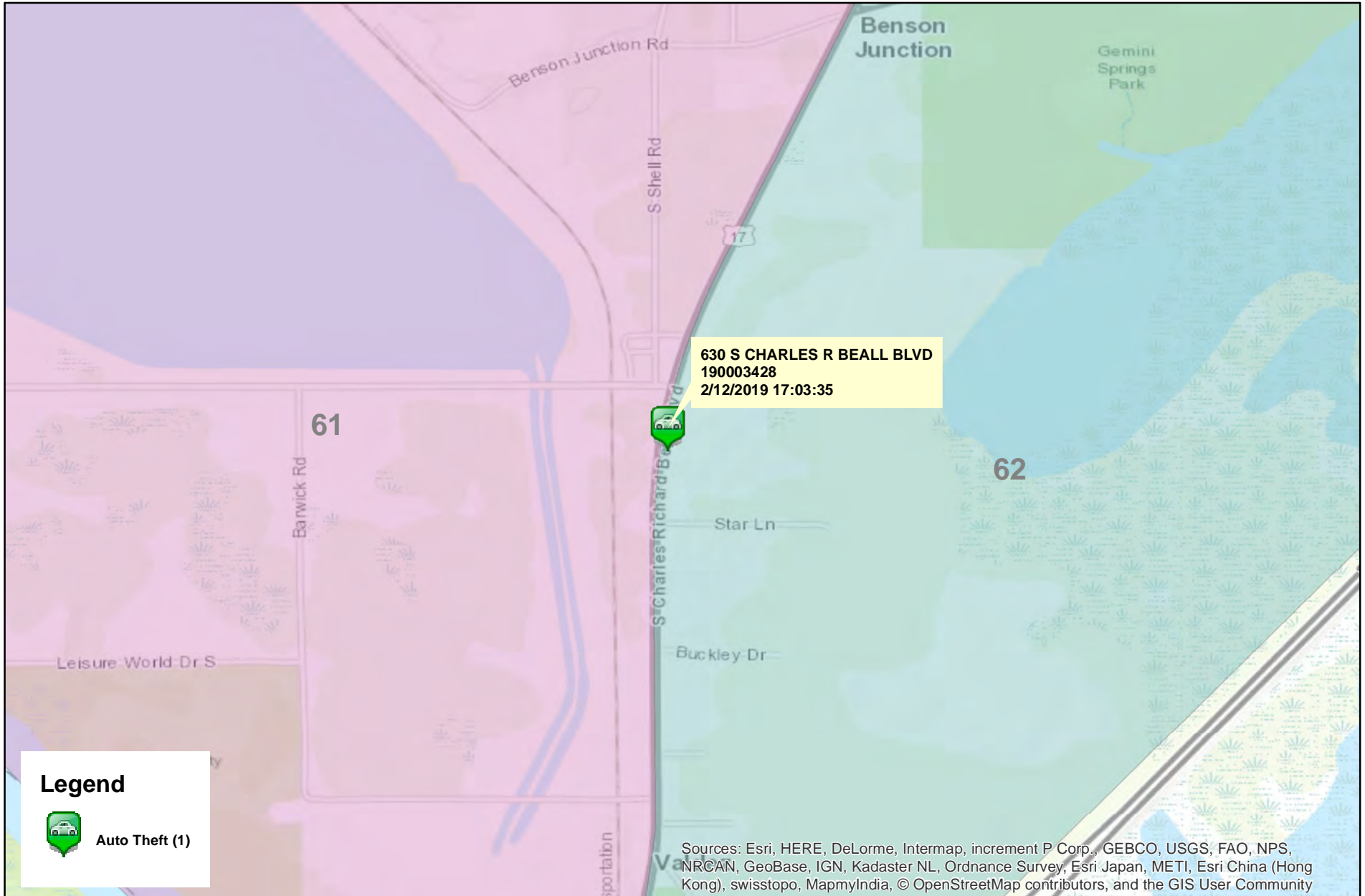
Volusia County Sheriff's Office District 6 Clearances	YTD 2017					YTD 2018					YTD 2019				
	Offense	Clrs	% Clr	Adult	Juv	Offense	Clrs	% Clr	Adult	Juv	Offense	Clrs	% Clr	Adult	Juv
Homicides	1	1	100%	1	0	0	0	0%	0	0	0	0	0%	0	0
Auto Thefts	3	2	67%	2	0	8	2	25%	2	0	6	3	50%	0	3
Total Burglaries	23	9	39%	9	0	12	6	50%	5	1	6	6	100%	5	1
Residence	20	4	20%	4	0	10	6	60%	5	1	4	6	150%	5	1
Non Residence	3	5	167%	5	0	2	0	0%	0	0	2	0	0%	0	0
Total Larcenies	51	10	20%	10	0	63	14	22%	11	3	32	11	34%	9	2
Larcenies	31	9	29%	9	0	36	11	31%	9	2	18	6	33%	6	0
Larceny Carbreak	16	0	0%	0	0	23	2	9%	1	1	11	4	36%	2	2
Larceny Shoplifting	3	1	33%	1	0	2	1	50%	1	0	2	1	50%	1	0
Larceny Bicycle	1	0	0%	0	0	2	0	0%	0	0	1	0	0%	0	0
Total Robberies	1	1	100%	1	0	1	0	0%	0	0	2	2	100%	2	0
Armed	1	1	100%	1	0	1	0	0%	0	0	0	0	0%	0	0
Strongarmed	0	0	0%	0	0	0	0	0%	0	0	2	2	100%	2	0
Total Agg. Assaults/Bat.	15	7	47%	7	0	7	6	86%	5	1	8	8	100%	8	0
Agg. Assaults/Batteries	8	4	50%	4	0	4	3	75%	3	0	5	6	120%	6	0
Agg. Domestic Assault/Batteries	7	3	43%	3	0	3	3	100%	2	1	3	2	67%	2	0
Person Shot	1	1	100%	1	0	0	0	0%	0	0	0	0	0%	0	0
Total Sexual Bat.	0	0	0%	0	0	2	2	100%	2	0	1	1	100%	1	0
Sexual Battery	0	0	0%	0	0	0	0	0%	0	0	0	1	N/A	1	0
Sexual Battery Child	0	0	0%	0	0	2	2	100%	2	0	1	0	0%	0	0
Total Part One Crimes	94	30	32%	30	0	93	30	32%	25	5	55	31	56%	25	6
Part One Property Crimes	77	21	27%	21	0	83	22	27%	18	4	44	20	45%	14	6
Part One Person Crimes	17	9	53%	9	0	10	8	80%	7	1	11	11	100%	11	0

NOTE: This Crime data is preliminary and subject to reclassification upon further investigation. The data above reflects the total number of offenses, it does not indicate the total number of incidents.

Last UCR build date: 3/11/2019 4:31:00 PM

District 6 Auto Thefts

02/10/2019 thru 03/09/2019



Prepared by: VC Crime Center
Crime Intelligence Analyst
Volusia County Sheriff's Office
Printed On: 3/12/2019

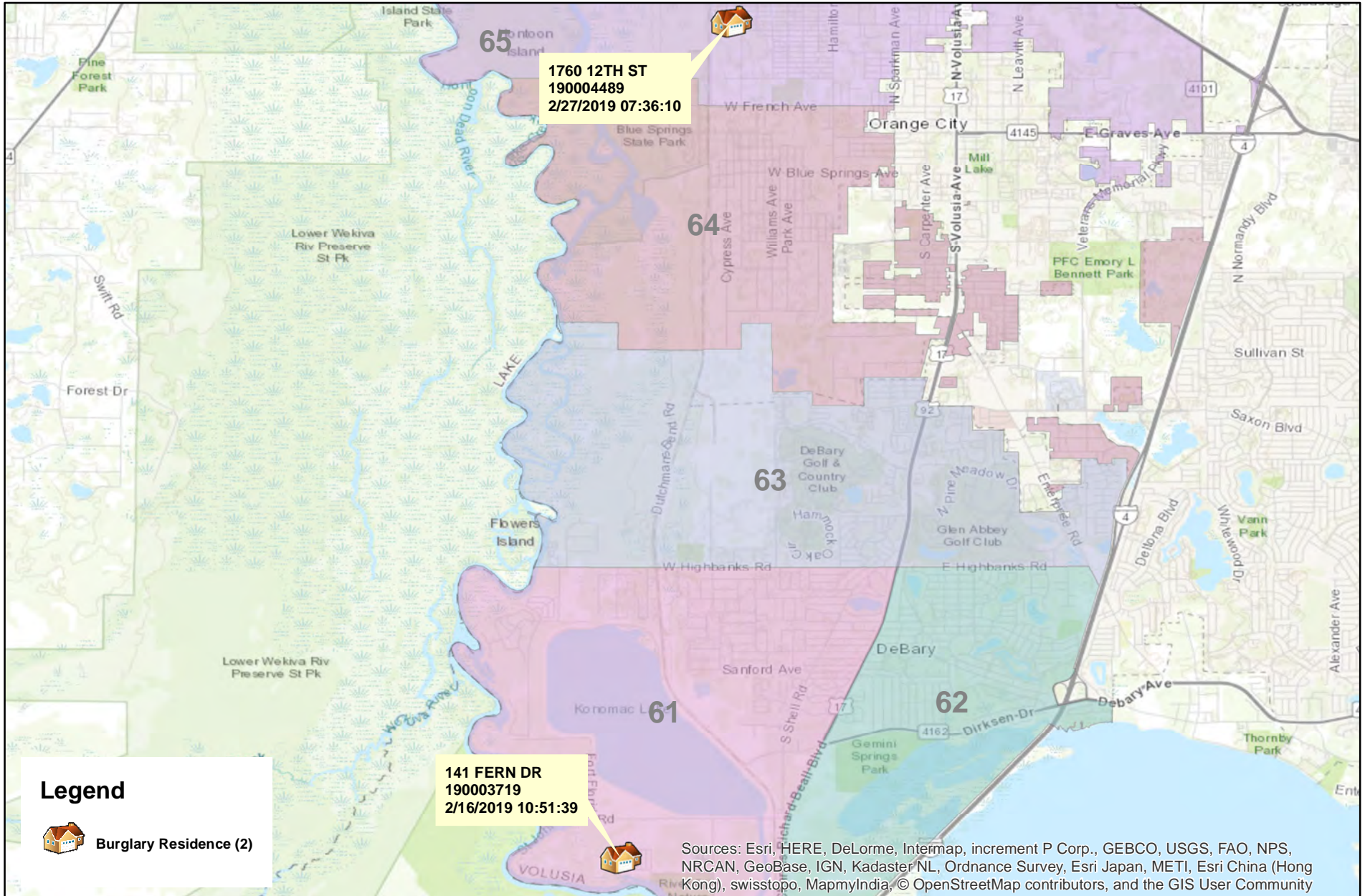
0 0.275 0.55 Miles
* Map reflects total number of incidents and not total number of victims



This is not a legal document.
due to address incompatibilities, some incidents may not be represented and the information on this map should not be viewed as the legal representation of property boundaries, roads, facilities, etc.

District 6 Burglaries

02/10/2019 thru 03/09/2019



Prepared by: VC Crime Center
 Crime Intelligence Analyst
 Volusia County Sheriff's Office
 Printed On: 3/12/2019

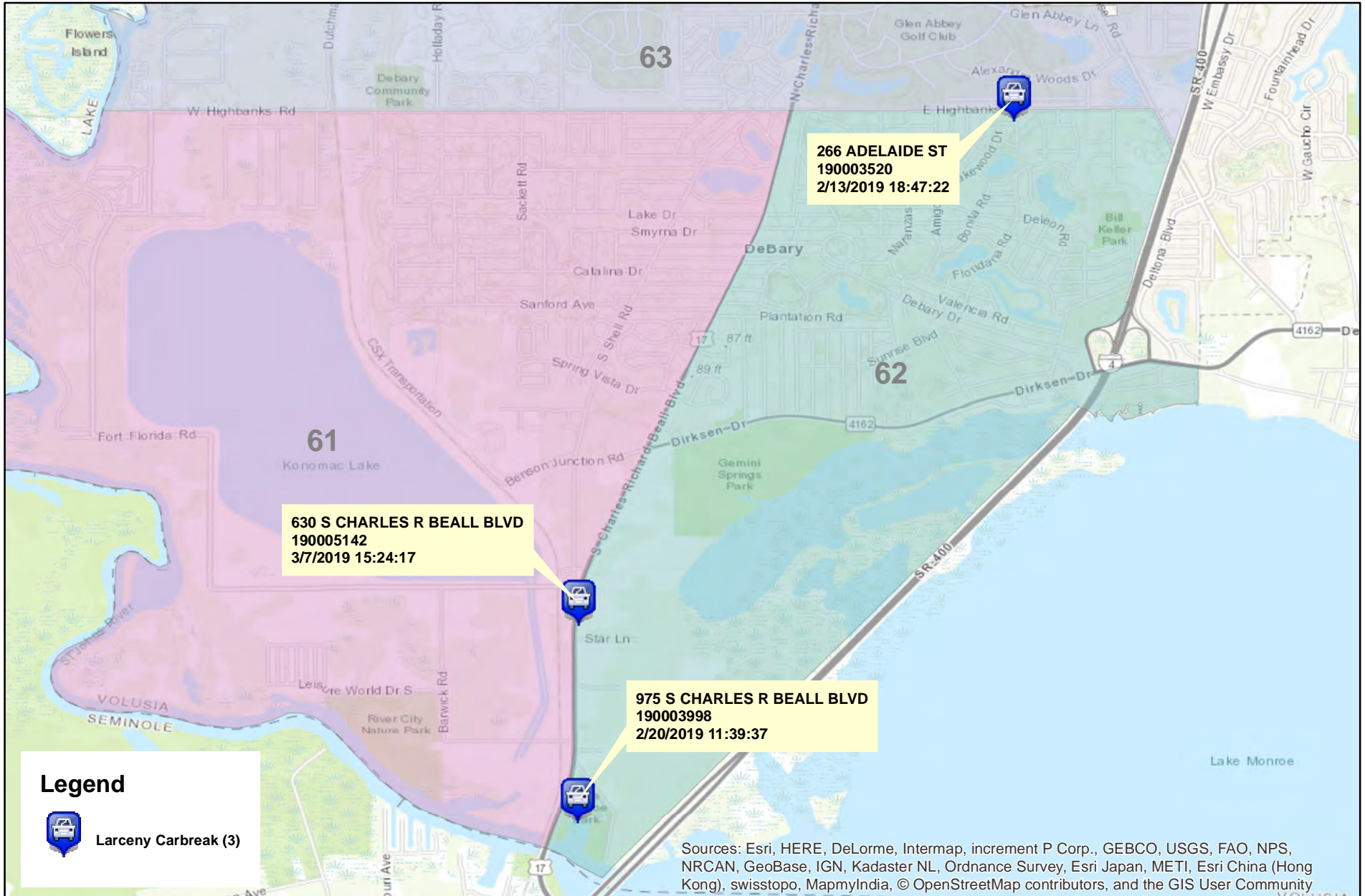


* Map reflects total number of Incidents and not total number of victims




This is not a legal document. due to address incompatibilities, some incidents may not be represented and the information on this map should not be viewed as the legal representation of property boundaries, roads, facilities, etc.

District 6 Larceny Carbreaks 02/10/2019 thru 03/09/2019



Prepared by: VC Crime Center
 Crime Intelligence Analyst
 Volusia County Sheriff's Office
 Printed On: 3/12/2019

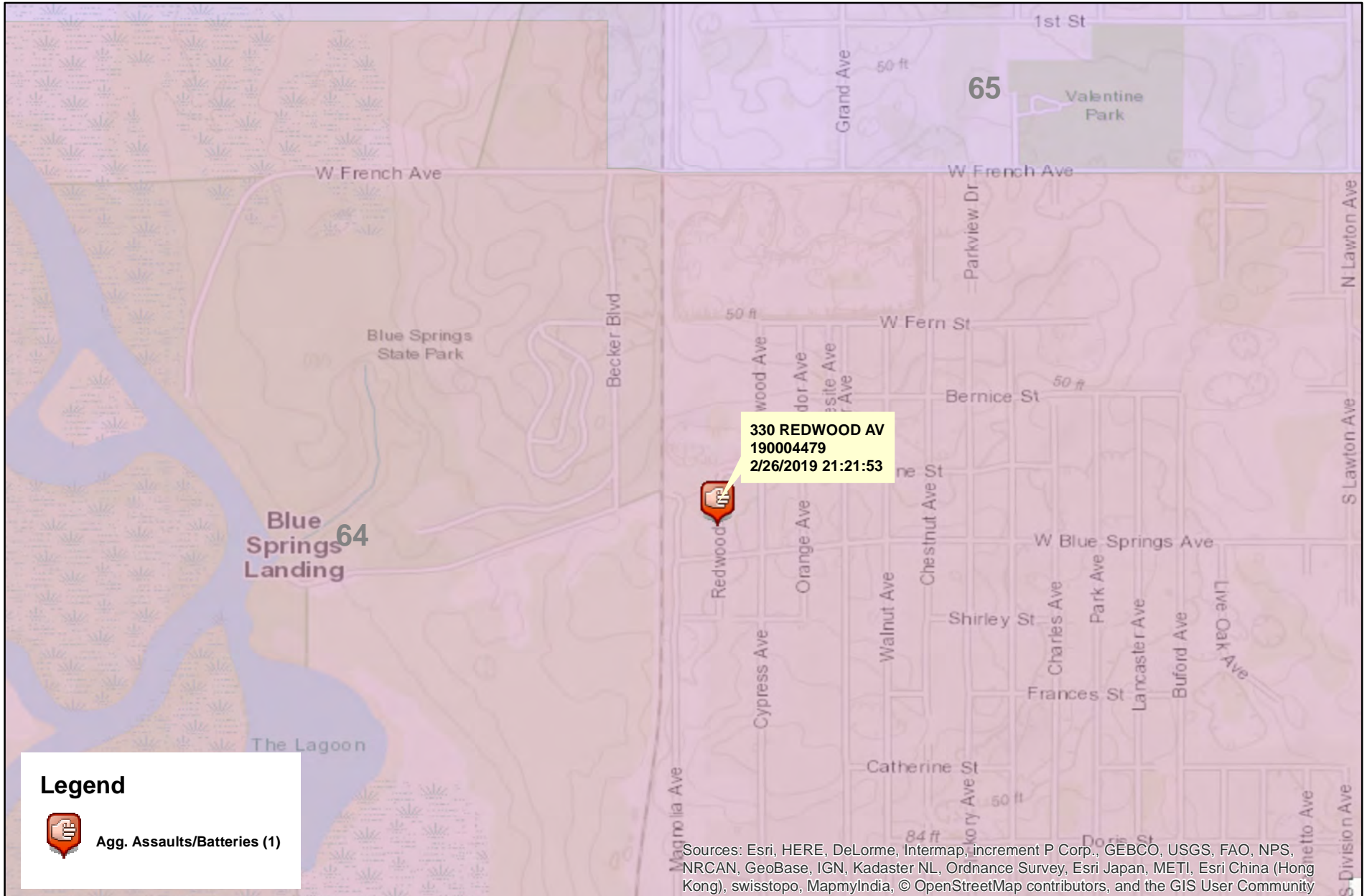


* Map reflects total number of Incidents and not total number of victims



This is not a legal document. due to address incompatibilities, some incidents may not be represented and the information on this map should not be viewed as the legal representation of property boundaries, roads, facilities. etc.

District 6 Aggravated Assaults and Batteries 02/10/2019 thru 03/09/2019



Prepared by: VC Crime Center
Crime Intelligence Analyst
Volusia County Sheriff's Office
Printed On: 3/12/2019

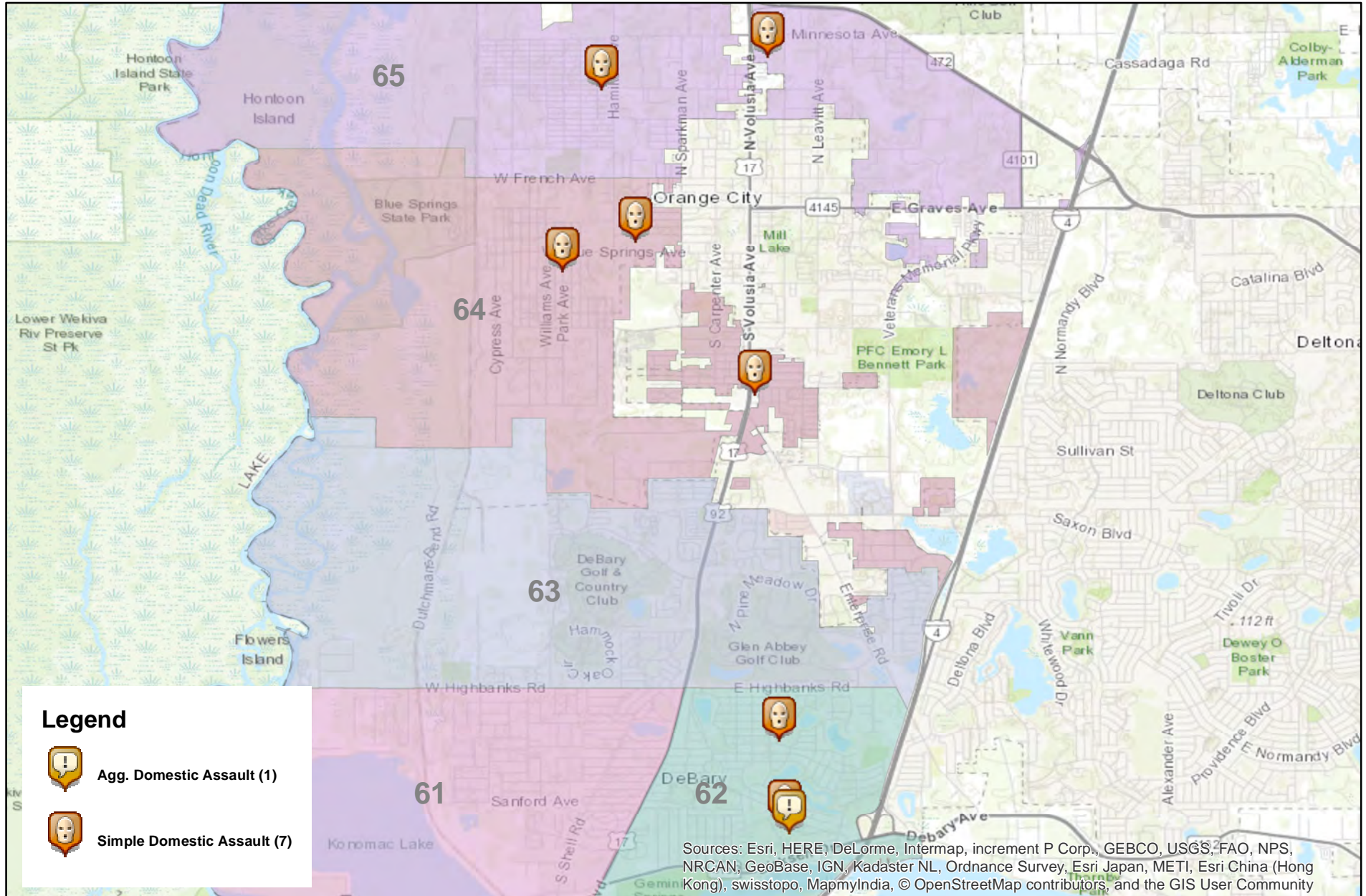
0 0.25 0.5 Miles
* Map reflects total number of Incidents and not total number of victims



This is not a legal document.
due to address incompatibilities, some incidents may not be represented and the information on this map should not be viewed as the legal representation of property boundaries, roads, facilities. etc.

District 6 Domestic Assaults and Batteries

02/10/2019 thru 03/09/2019



Legend

-  Agg. Domestic Assault (1)
-  Simple Domestic Assault (7)


Sources: Esri, HERE, DeLorme, Intermap, increment P Corp., GEBCO, USGS, FAO, NPS, NRCAN, GeoBase, IGN, Kadaster NL, Ordnance Survey, Esri Japan, METI, Esri China (Hong Kong), swisstopo, MapmyIndia, © OpenStreetMap contributors, and the GIS User Community



Prepared by: VC Crime Center
 Crime Intelligence Analyst
 Volusia County Sheriff's Office
 Printed On: 3/12/2019

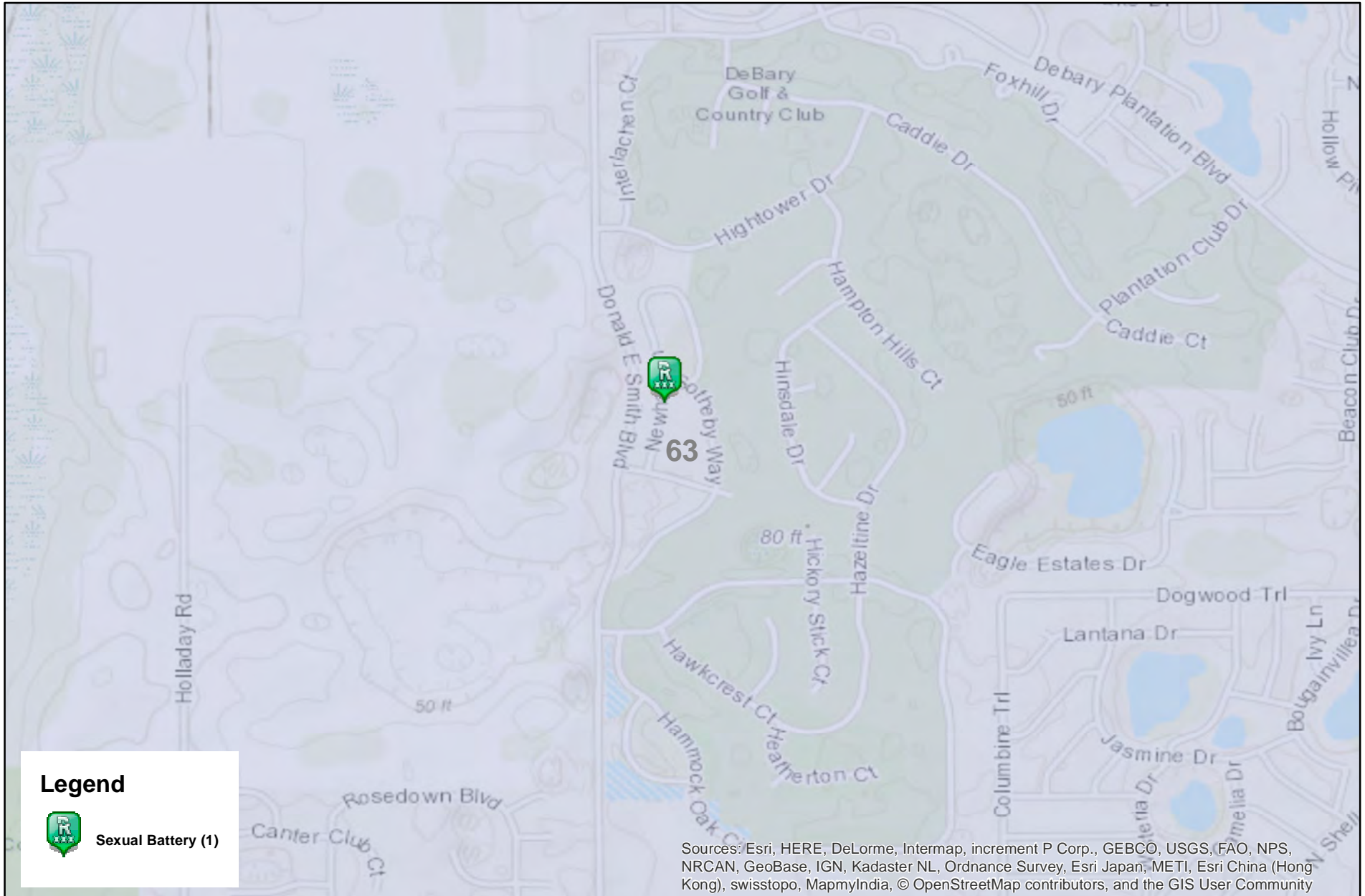
0 0.5 1 2 Miles

* Map reflects total number of Incidents and not total number of victims



This is not a legal document. due to address incompatibilities, some incidents may not be represented and the information on this map should not be viewed as the legal representation of property boundaries, roads, facilities. etc.

District 6 Sexual Batteries 02/10/2019 thru 03/09/2019



Prepared by: VC Crime Center
Crime Intelligence Analyst
Volusia County Sheriff's Office
Printed On: 3/12/2019

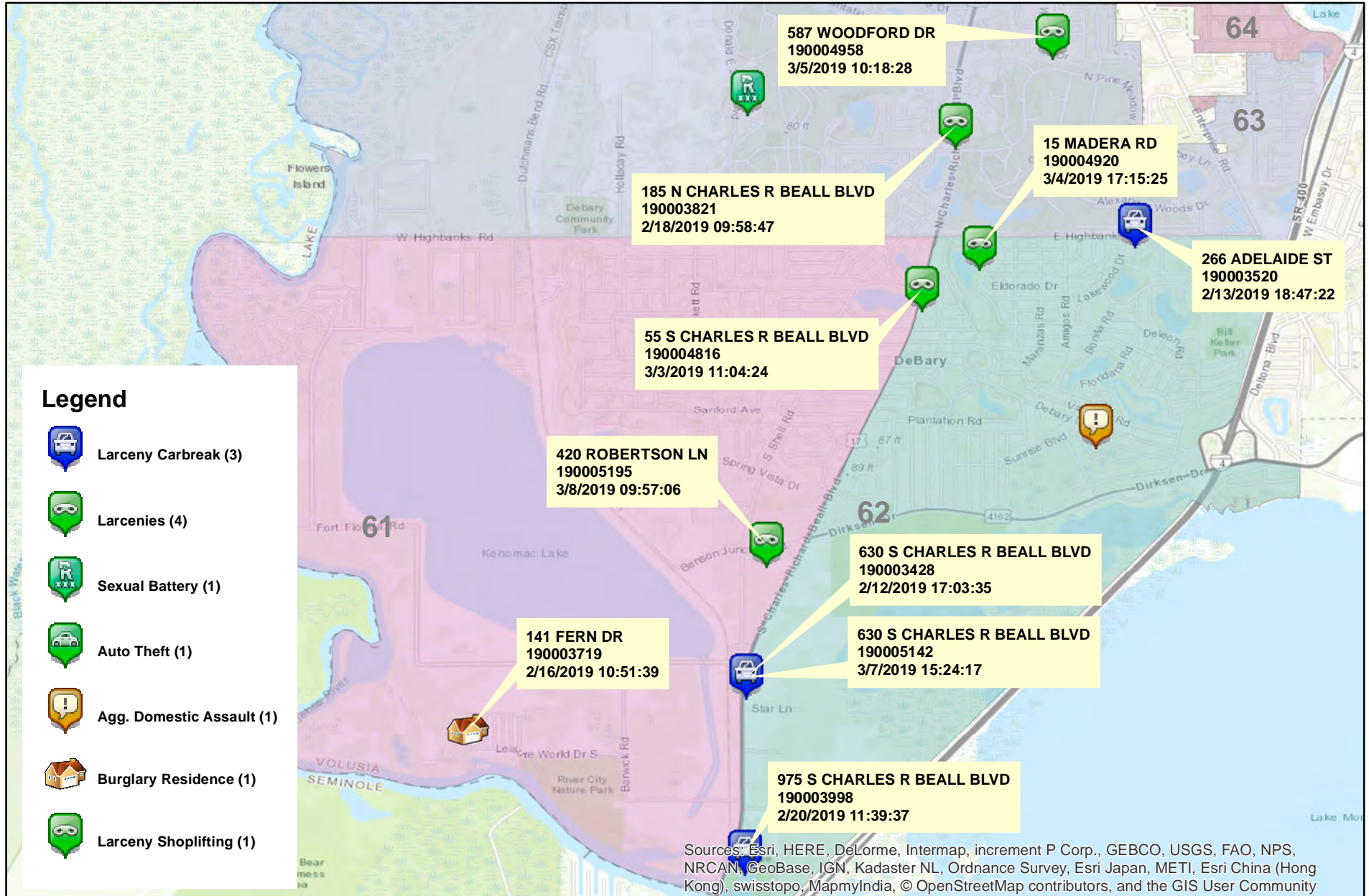
0 0.225 0.45 Miles
* Map reflects total number of Incidents and
not total number of victims




This is not a legal document.
due to address incompatibilities, some
incidents may not be represented and
the information on this map should not be
viewed as the legal representation of
property boundaries, roads, facilities. etc.

District 6 Hot Zones 61, 62, 63

02/10/2019 thru 03/09/2019



Prepared by: VC Crime Center
 Crime Intelligence Analyst
 Volusia County Sheriff's Office
 Printed On: 3/12/2019



* Map reflects total number of Incidents and not total number of victims



This is not a legal document. due to address incompatibilities, some incidents may not be represented and the information on this map should not be viewed as the legal representation of property boundaries, roads, facilities. etc.

District 6 - Part 1 Crimes by Zone 02/10/2019 through 03/09/2019

Volusia County Sheriff's Office	Total	61	62	63	64	65
Total	<u>14</u>	<u>4</u>	<u>4</u>	<u>4</u>	<u>1</u>	<u>1</u>
Aggravated Assaults	<u>2</u>	<u>0</u>	<u>1</u>	<u>0</u>	<u>1</u>	<u>0</u>
Auto Thefts	<u>1</u>	<u>1</u>	<u>0</u>	<u>0</u>	<u>0</u>	<u>0</u>
Burglary Non-Residence	<u>0</u>	<u>0</u>	<u>0</u>	<u>0</u>	<u>0</u>	<u>0</u>
Burglary Residence	<u>2</u>	<u>1</u>	<u>0</u>	<u>0</u>	<u>0</u>	<u>1</u>
Homicide	<u>0</u>	<u>0</u>	<u>0</u>	<u>0</u>	<u>0</u>	<u>0</u>
Larceny All Other	<u>4</u>	<u>1</u>	<u>1</u>	<u>2</u>	<u>0</u>	<u>0</u>
Larceny Carbreak	<u>3</u>	<u>1</u>	<u>1</u>	<u>1</u>	<u>0</u>	<u>0</u>
Larceny Shoplifting	<u>1</u>	<u>0</u>	<u>1</u>	<u>0</u>	<u>0</u>	<u>0</u>
Robbery Armed	<u>0</u>	<u>0</u>	<u>0</u>	<u>0</u>	<u>0</u>	<u>0</u>
Robbery Strongarmed	<u>0</u>	<u>0</u>	<u>0</u>	<u>0</u>	<u>0</u>	<u>0</u>
Sexual Battery	<u>1</u>	<u>0</u>	<u>0</u>	<u>1</u>	<u>0</u>	<u>0</u>

*The Aggravated Assault, Auto Theft,& Sexual Battery statistics reflect the total number of incidents, it does not indicate the total number of victims or vehicles.

The Highlighted numbers indicate zones with higher levels of activity.

Last UCR build date: 3/11/2019 4:31:00 PM

COMPSTAT REPORT

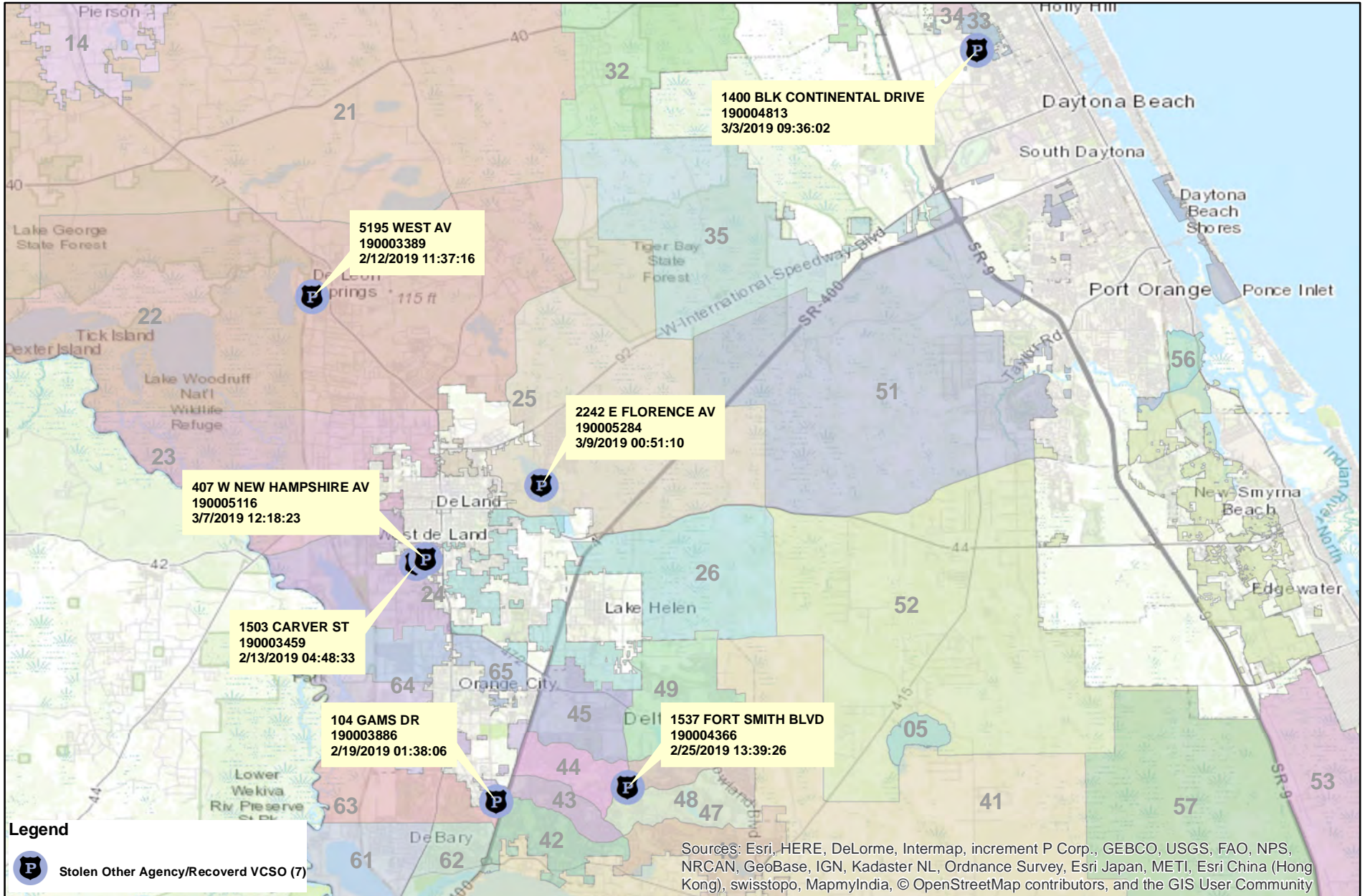


INVESTIGATIVE SERVICES SECTION


Period 19-2: February 10, 2019 – March 9, 2019

Captain Brian Henderson

Agencywide Auto Recoveries 02/10/2019 thru 03/09/2019



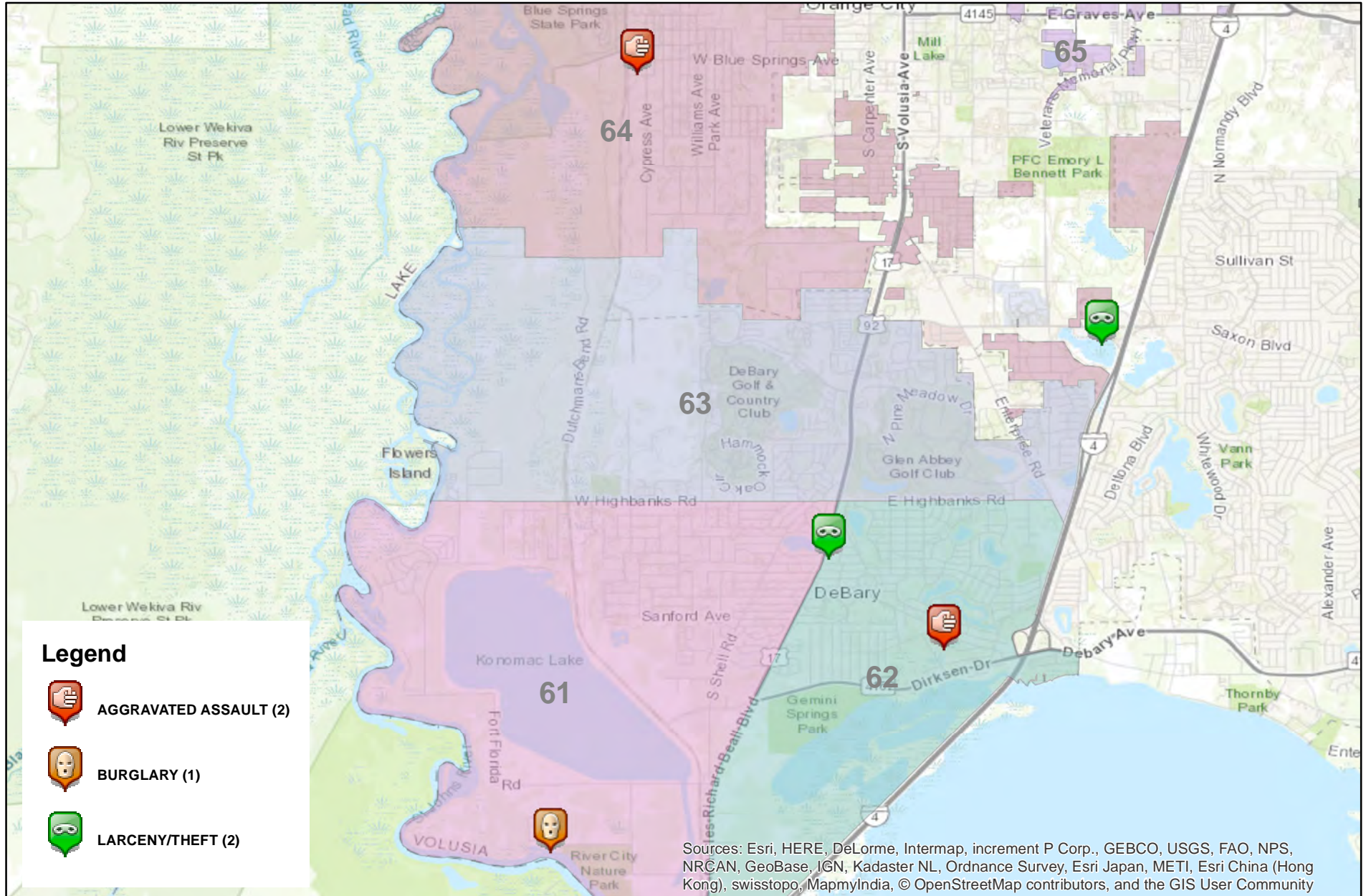
Prepared by: VC Crime Center
 Crime Intelligence Analyst
 Volusia County Sheriff's Office
 Printed On: 3/12/2019



This is not a legal document.
 Due to address incompatibilities, some incidents may not be represented and the information on this map should not be viewed as the legal representation of property boundaries, roads, facilities, etc.

District 6 Part I Arrests by Location

02/10/2019 thru 03/09/2019



Prepared by: VC Crime Center
 Crime Intelligence Analyst
 Volusia County Sheriff's Office
 Printed On: 3/12/2019

0 0.5 1 2 Miles
 * Map reflects total number of Incidents and not total number of victims



This is not a legal document. due to address incompatibilities, some incidents may not be represented and the information on this map should not be viewed as the legal representation of property boundaries, roads, facilities. etc.

COMPSTAT REPORT



CRIME STATISTICS – DISTRICT 2

Period 19-2: February 10, 2019 – March 9, 2019

Captain Paul A. Adkins

COMPSTAT STATISTICAL CRIME COMPARISON TO PREVIOUS 28 DAY PERIODS

District 2	11/18/2018	2/10/2019		12/16/2018	2/10/2019		1/13/2019	2/10/2019		3 Periods
Volusia County Sheriff's Office	12/15/2018	3/9/2019		1/12/2019	3/9/2019		2/9/2019	3/9/2019		Average %
VCSO Offense Data	Current - 3	Current (28d)	% Change	Current -2	Current (28d)	% Change	Current - 1	Current (28d)	% Change	Change
Homicides	1	0	-100%	0	0	0%	0	<u>0</u>	0%	-33%
Auto Thefts	8	1	-88%	5	1	-80%	4	<u>1</u>	-75%	-81%
Total Burglaries	15	9	-40%	7	9	29%	6	9	50%	13%
Residence	11	7	-36%	7	7	0%	6	<u>7</u>	17%	-7%
Non Residence	4	2	-50%	0	2	N/A	0	<u>2</u>	N/A	-17%
Total Larcenies	36	38	6%	28	38	36%	21	38	81%	41%
Larcenies	20	18	-10%	13	18	38%	13	<u>18</u>	38%	22%
Larceny Carbreak	11	11	0%	8	11	38%	6	<u>11</u>	83%	40%
Larceny Shoplifting	5	7	40%	5	7	40%	2	<u>7</u>	250%	110%
Larceny Bicycle	0	2	N/A	2	2	0%	0	<u>2</u>	N/A	0%
Total Robberies	1	2	100%	2	2	0%	2	2	0%	33%
Armed	0	0	0%	0	0	0%	2	<u>0</u>	-100%	-33%
Strongarmed	1	2	100%	2	2	0%	0	<u>2</u>	N/A	33%
Total Agg. Assaults/Bat.	8	3	-63%	9	3	-67%	7	3	-57%	-62%
Agg. Assaults/Batteries	5	0	-100%	6	0	-100%	1	<u>0</u>	-100%	-100%
Agg. Domestic Assault/Batteries	3	3	0%	3	3	0%	6	<u>3</u>	-50%	-17%
Person Shot	0	0	0%	0	0	0%	0	<u>0</u>	0%	0%
Total Sexual Bat.	7	3	-57%	4	3	-25%	1	3	200%	39%
Sexual Battery	1	0	-100%	1	0	-100%	0	<u>0</u>	0%	-67%
Sexual Battery Child	6	3	-50%	3	3	0%	1	<u>3</u>	200%	50%
Total Part One Crimes	76	56	-26%	55	56	2%	41	56	37%	4%
Part One Property Crimes	59	48	-19%	40	48	20%	31	<u>48</u>	55%	19%
Part One Person Crimes	17	8	-53%	15	8	-47%	10	<u>8</u>	-20%	-40%
Total Calls For Service	1,659	1,672	1%	1,820	1,672	-8%	1,628	1,672	3%	-2%
Firearm Offenses	4	1	-75%	6	1	-83%	6	<u>1</u>	-83%	-81%
All Domestic Violence Cases	30	23	-23%	22	23	5%	21	<u>23</u>	10%	-3%

NOTE: This Crime data is preliminary and subject to reclassification upon further investigation. The data above reflects the total number of offenses, it does not indicate the total number of incidents. N/A = Not Applicable

Last UCR build date: 3/11/2019 4:31:00 PM

January 1, 2019 through March 9, 2019 compared to the same periods in 2017 and 2018

Volusia County Sheriff's Office	YTD	YTD	2017-2018	YTD	YTD	2018-2019	YTD	YTD	2017-2019	% OF
District 2	2017	2018	% Change	2018	2019	%Change	2017	2019	%Change	COUNTYWIDE
Homicides	0	1	N/A	1	0	-100%	0	<u>0</u>	0%	0%
Auto Thefts	16	13	-19%	13	7	-46%	16	<u>7</u>	-56%	20%
Total Burglaries	34	28	-18%	28	18	-36%	34	18	-47%	24%
Residence	28	17	-39%	17	16	-6%	28	<u>16</u>	-43%	26%
Non Residence	6	11	83%	11	2	-82%	6	<u>2</u>	-67%	15%
Total Larcenies	93	72	-23%	72	71	-1%	93	71	-24%	25%
Larcenies	61	50	-18%	50	35	-30%	61	<u>35</u>	-43%	24%
Larceny Carbreak	21	13	-38%	13	23	77%	21	<u>23</u>	10%	32%
Larceny Shoplifting	8	5	-38%	5	10	100%	8	<u>10</u>	25%	22%
Larceny Bicycle	3	4	33%	4	3	-25%	3	<u>3</u>	0%	18%
Total Robberies	6	3	-50%	3	5	67%	6	5	-17%	29%
Armed	1	1	0%	1	2	100%	1	<u>2</u>	100%	40%
Strongarmed	5	2	-60%	2	3	50%	5	<u>3</u>	-40%	25%
Total Agg. Assaults/Bat.	16	8	-50%	8	13	63%	16	13	-19%	N/A
Agg. Assaults/Batteries	10	5	-50%	5	3	-40%	10	<u>3</u>	-70%	9%
Agg. Domestic Assault/Batteries	6	3	-50%	3	10	233%	6	<u>10</u>	67%	29%
Person Shot	1	0	-100%	0	0	0%	1	<u>0</u>	-100%	0%
Total Sexual Bat.	4	7	75%	7	7	0%	4	7	75%	27%
Sexual Battery	0	1	N/A	1	1	0%	0	<u>1</u>	N/A	20%
Sexual Battery Child	4	6	50%	6	6	0%	4	<u>6</u>	50%	29%
Total Part One Crimes	169	132	-22%	132	121	-8%	169	121	-28%	25%
Part One Property Crimes	143	113	-21%	113	96	-15%	143	<u>96</u>	-33%	25%
Part One Person Crimes	26	19	-27%	19	25	32%	26	<u>25</u>	-4%	23%
Total Calls For Service	5,755	4,652	-19%	4,652	4,167	-10%	5,755	4,167	-28%	20%
Firearm Offenses	3	1	-67%	1	10	900%	3	<u>10</u>	233%	36%
All Domestic Violence Cases	46	56	22%	56	53	-5%	46	<u>53</u>	15%	19%

NOTE: This Crime data is preliminary and subject to reclassification upon further investigation. The data above reflects the total number of offenses, it does not indicate the total number of incidents. There were incidents that did not code into either district. These are included in the Countywide Total. N/A = Not Applicable

Last UCR build date: 3/11/2019 4:31:00 PM

January 1, 2019 through March 9, 2019 compared to the same periods in 2017 and 2018

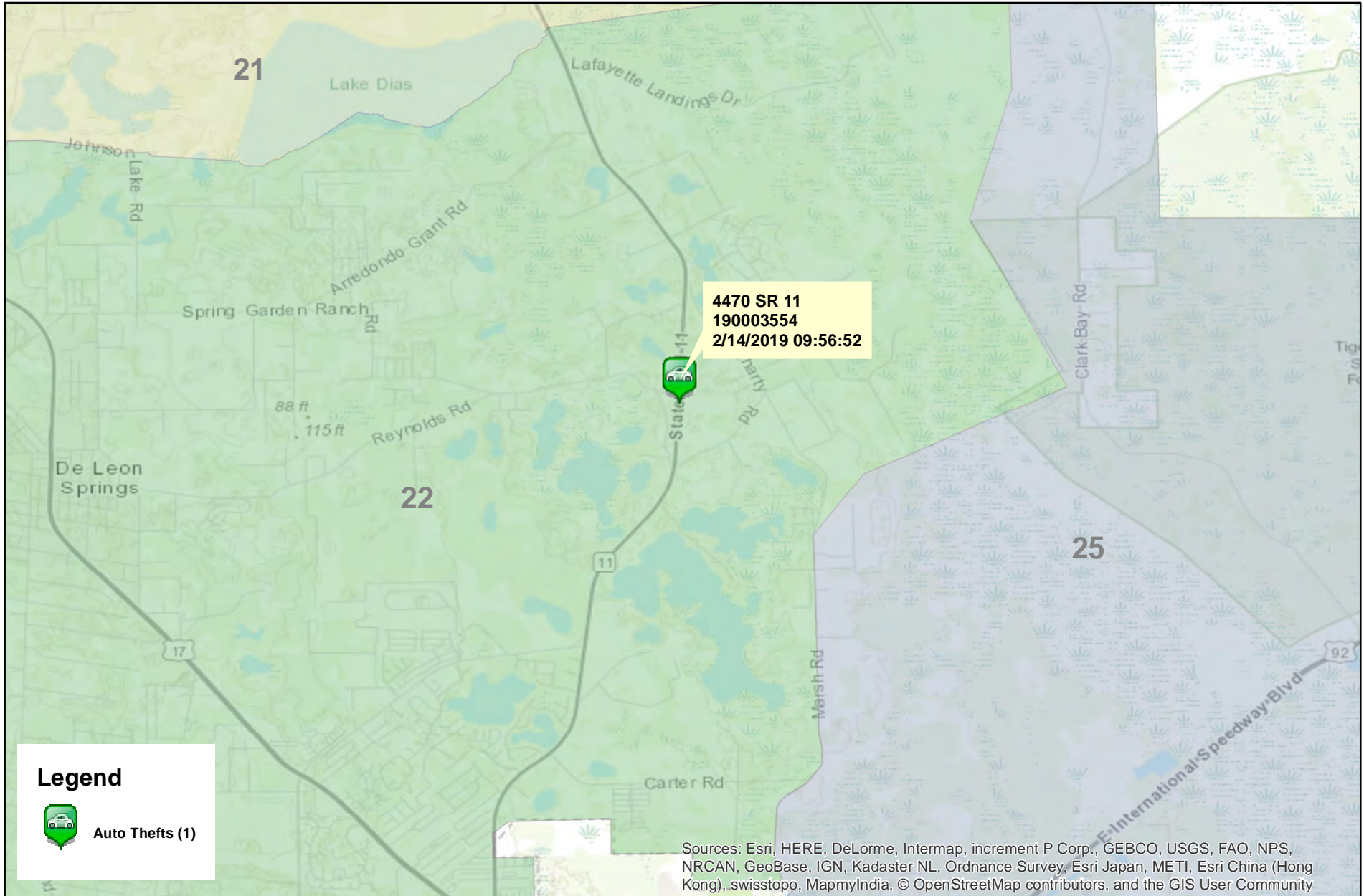
Volusia County Sheriff's Office District 2 Clearances	YTD 2017					YTD 2018					YTD 2019				
	Offense	Clrs	% Clr	Adult	Juv	Offense	Clrs	% Clr	Adult	Juv	Offense	Clrs	% Clr	Adult	Juv
Homicides	0	0	0%	0	0	1	0	0%	0	0	0	0	0%	0	0
Auto Thefts	16	2	13%	1	1	13	4	31%	3	1	7	2	29%	2	0
Total Burglaries	34	12	35%	9	3	28	10	36%	10	0	18	5	28%	5	0
Residence	28	9	32%	6	3	17	8	47%	8	0	16	3	19%	3	0
Non Residence	6	3	50%	3	0	11	2	18%	2	0	2	2	100%	2	0
Total Larcenies	93	29	31%	25	4	72	22	31%	22	0	71	18	25%	17	1
Larcenies	61	21	34%	18	3	50	16	32%	16	0	35	7	20%	7	0
Larceny Carbreak	21	4	19%	3	1	13	2	15%	2	0	23	4	17%	4	0
Larceny Shoplifting	8	2	25%	2	0	5	4	80%	4	0	10	6	60%	5	1
Larceny Bicycle	3	2	67%	2	0	4	0	0%	0	0	3	1	33%	1	0
Total Robberies	6	4	67%	2	2	3	2	67%	1	1	5	3	60%	3	0
Armed	1	1	100%	1	0	1	0	0%	0	0	2	0	0%	0	0
Strongarmed	5	3	60%	1	2	2	2	100%	1	1	3	3	100%	3	0
Total Agg. Assaults/Bat.	16	11	69%	10	1	8	5	63%	5	0	13	10	77%	10	0
Agg. Assaults/Batteries	10	6	60%	5	1	5	3	60%	3	0	3	4	133%	4	0
Agg. Domestic Assault/Batteries	6	5	83%	5	0	3	2	67%	2	0	10	6	60%	6	0
Person Shot	1	0	0%	0	0	0	0	0%	0	0	0	1	N/A	1	0
Total Sexual Bat.	4	4	100%	1	3	7	2	29%	1	1	7	3	43%	2	1
Sexual Battery	0	0	0%	0	0	1	0	0%	0	0	1	1	100%	1	0
Sexual Battery Child	4	4	100%	1	3	6	2	33%	1	1	6	2	33%	1	1
Total Part One Crimes	169	62	37%	46	14	132	45	34%	42	3	121	41	34%	39	2
Part One Property Crimes	143	43	30%	35	8	113	36	32%	35	1	96	25	26%	24	1
Part One Person Crimes	26	19	73%	11	6	19	9	47%	7	2	25	16	64%	15	1

NOTE: This Crime data is preliminary and subject to reclassification upon further investigation. The data above reflects the total number of offenses, it does not indicate the total number of incidents.

Last UCR build date: 3/11/2019 4:31:00 PM

District 2 Auto Thefts

02/10/2019 thru 03/09/2019



Prepared by: VC Crime Center
Crime Intelligence Analyst
Volusia County Sheriff's Office
Printed On: 3/12/2019



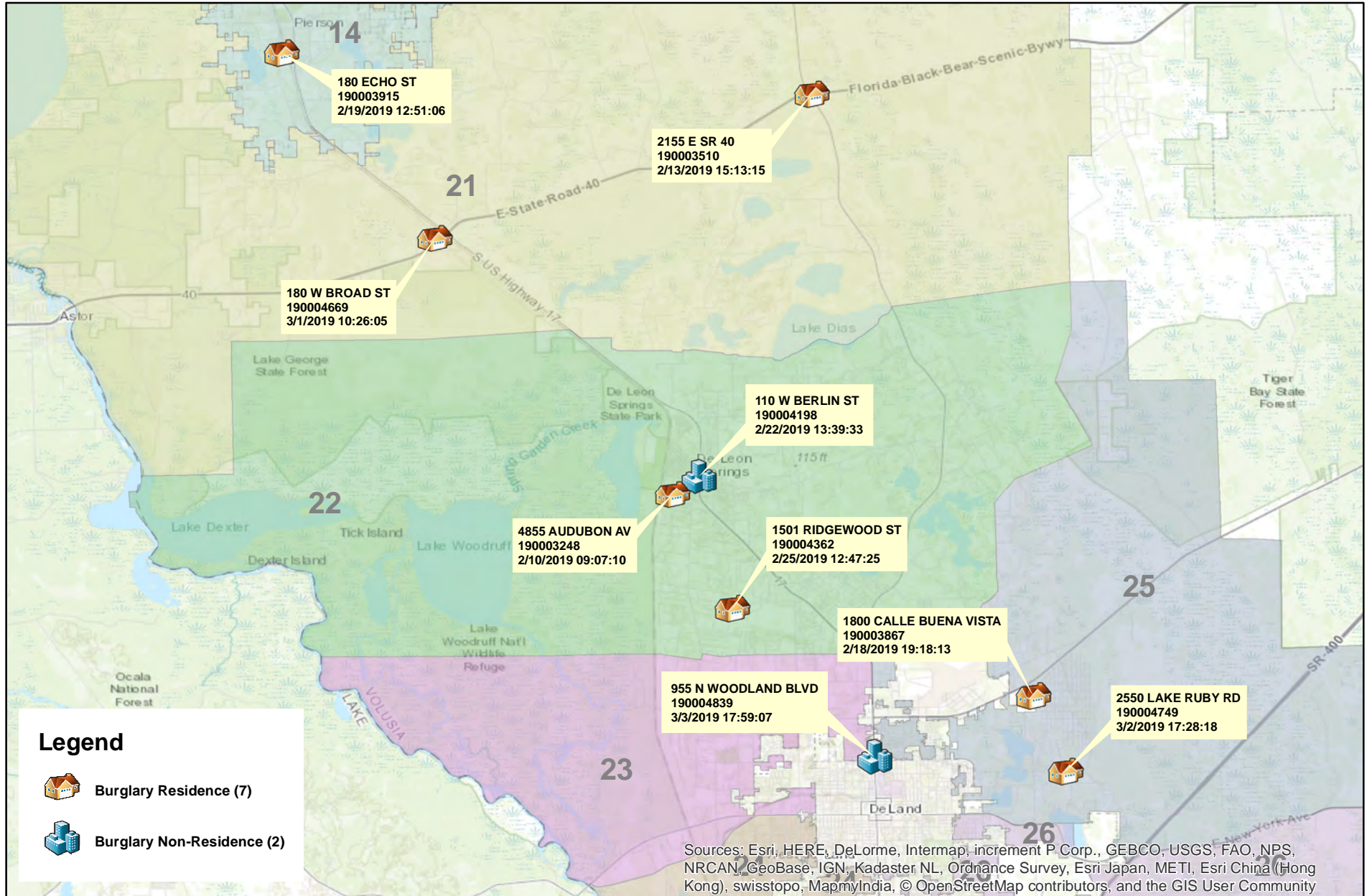
* Map reflects total number of Incidents and not total number of victims



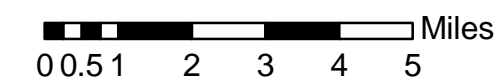
This is not a legal document.
due to address incompatibilities, some incidents may not be represented and the information on this map should not be viewed as the legal representation of property boundaries, roads, facilities, etc.

District 2 Burglaries

02/10/2019 thru 03/09/2019



Prepared by: VC Crime Center
 Crime Intelligence Analyst
 Volusia County Sheriff's Office
 Printed On: 3/12/2019

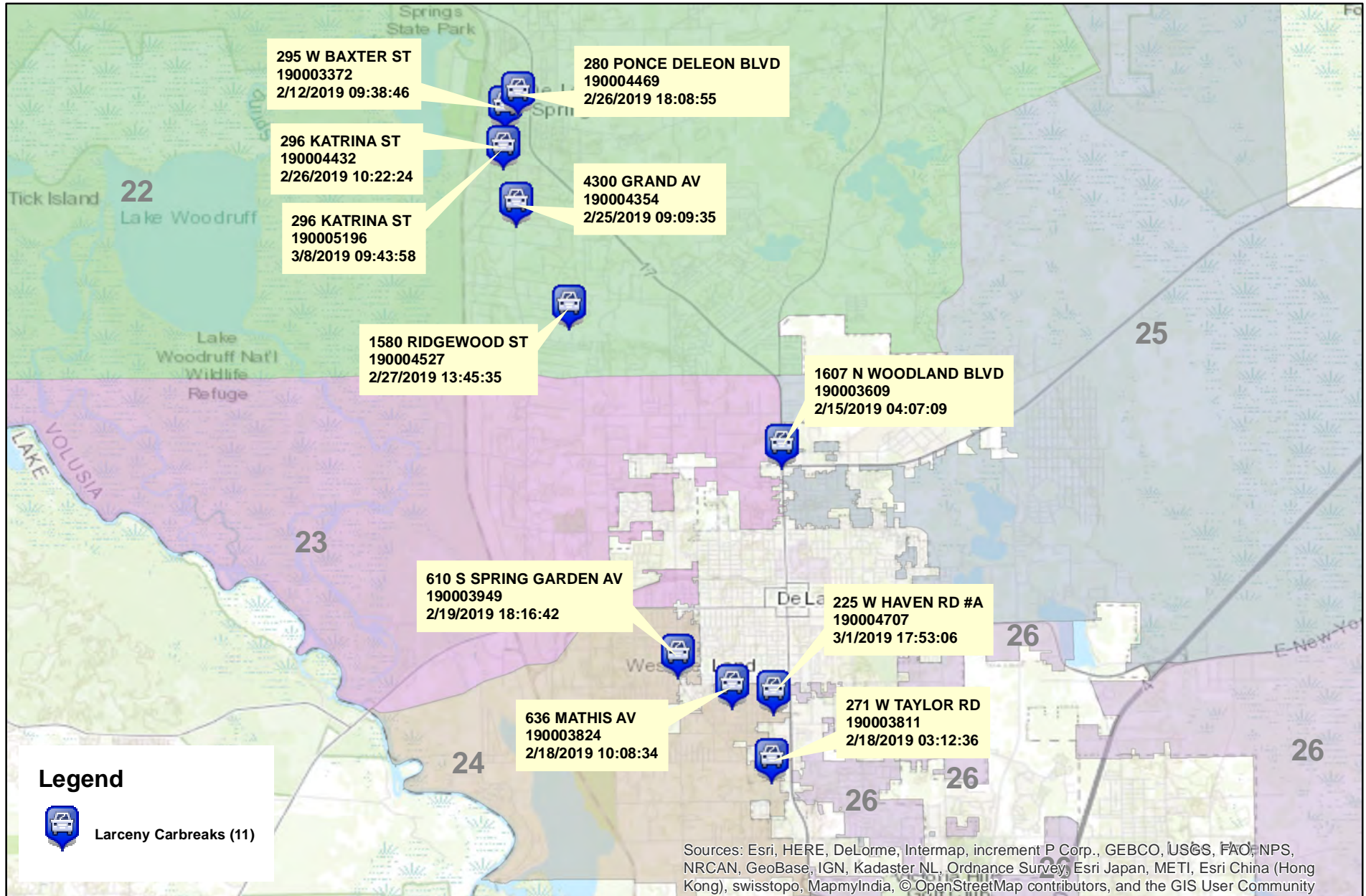


* Map reflects total number of Incidents and not total number of victims



This is not a legal document. due to address incompatibilities, some incidents may not be represented and the information on this map should not be viewed as the legal representation of property boundaries, roads, facilities. etc.

District 2 Larceny Carbreaks 02/10/2019 thru 03/09/2019



Prepared by: VC Crime Center
Crime Intelligence Analyst
Volusia County Sheriff's Office
Printed On: 3/12/2019

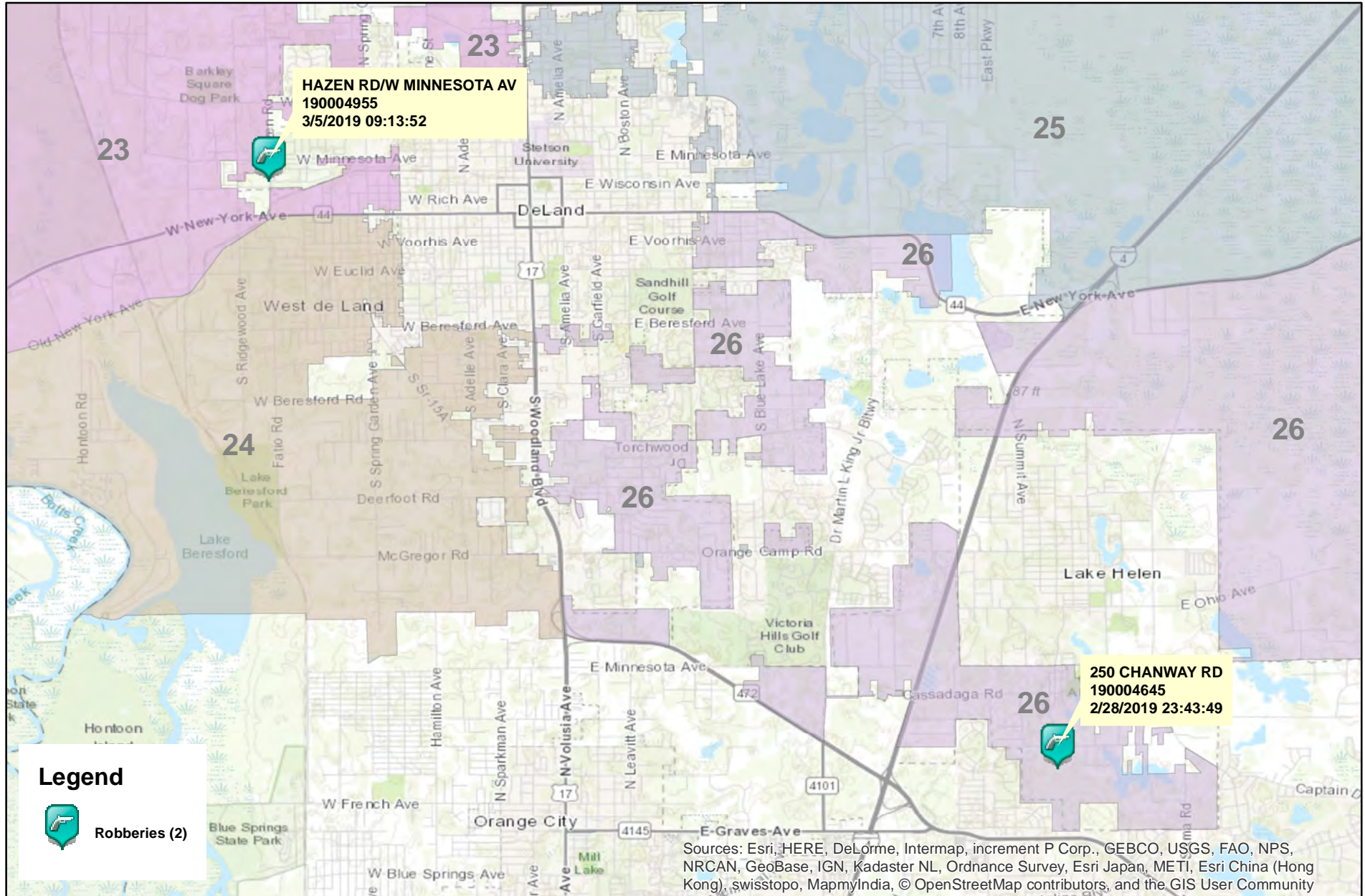
0 0.5 1 2 3 4 Miles
* Map reflects total number of Incidents and not total number of victims



This is not a legal document.
due to address incompatibilities, some incidents may not be represented and the information on this map should not be viewed as the legal representation of property boundaries, roads, facilities, etc.

District 2 Robberies

02/10/2019 thru 03/09/2019



Prepared by: VC Crime Center
 Crime Intelligence Analyst
 Volusia County Sheriff's Office
 Printed On: 3/12/2019



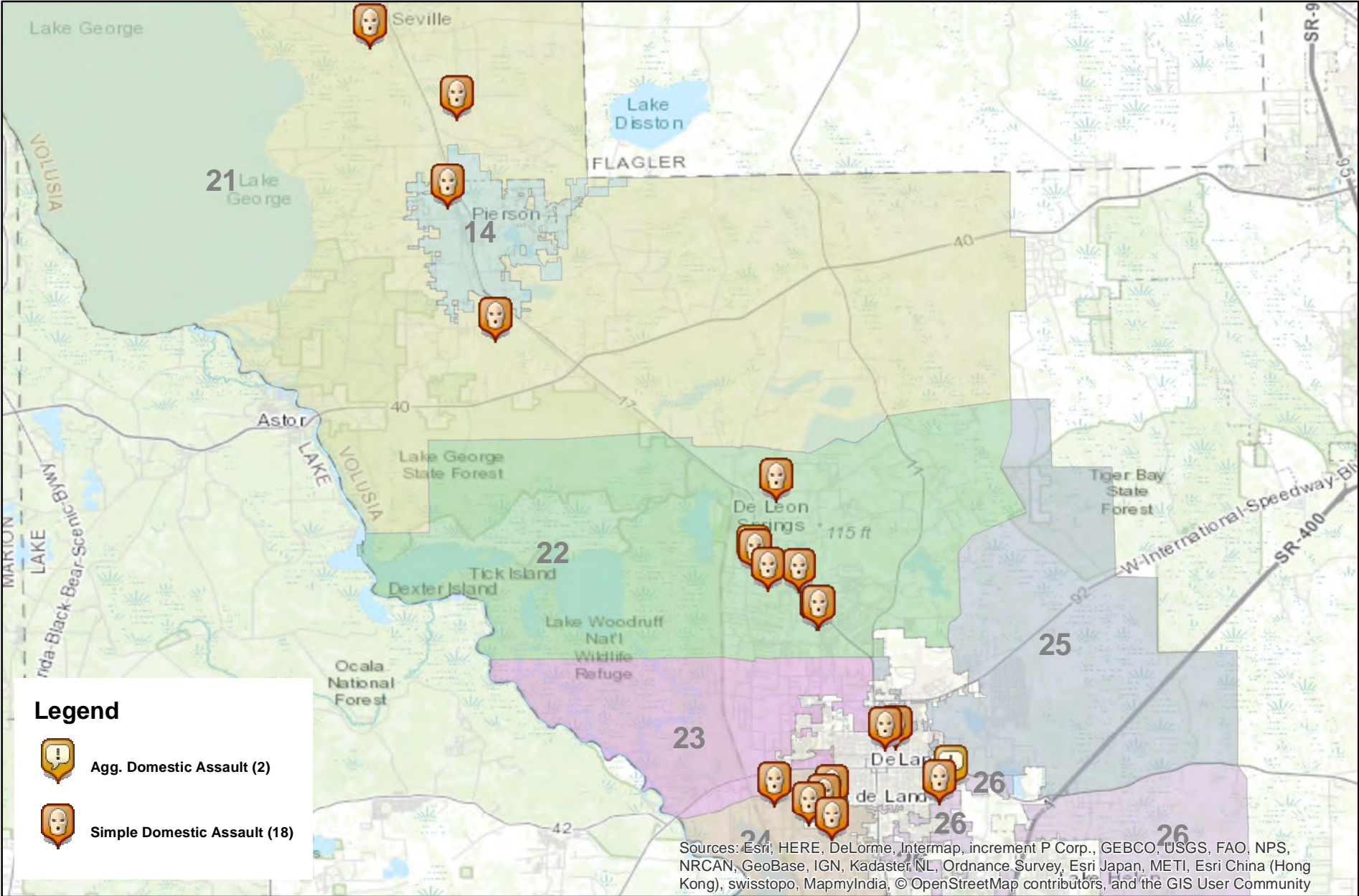
* Map reflects total number of Incidents and not total number of victims



This is not a legal document. due to address incompatibilities, some incidents may not be represented and the information on this map should not be viewed as the legal representation of property boundaries, roads, facilities. etc.

District 2 Domestic Assaults and Batteries

02/10/2019 thru 03/09/2019



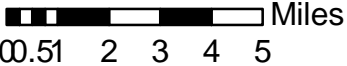
Legend

- Agg. Domestic Assault (2)
- Simple Domestic Assault (18)

Sources: Esri, HERE, DeLorme, Intermap, increment P Corp., GEBCO, USGS, FAO, NPS, NRCAN, GeoBase, IGN, Kadaster NL, Ordnance Survey, Esri Japan, METI, Esri China (Hong Kong), swisstopo, MapmyIndia, © OpenStreetMap contributors, and the GIS User Community



Prepared by: VC Crime Center
 Crime Intelligence Analyst
 Volusia County Sheriff's Office
 Printed On: 3/12/2019

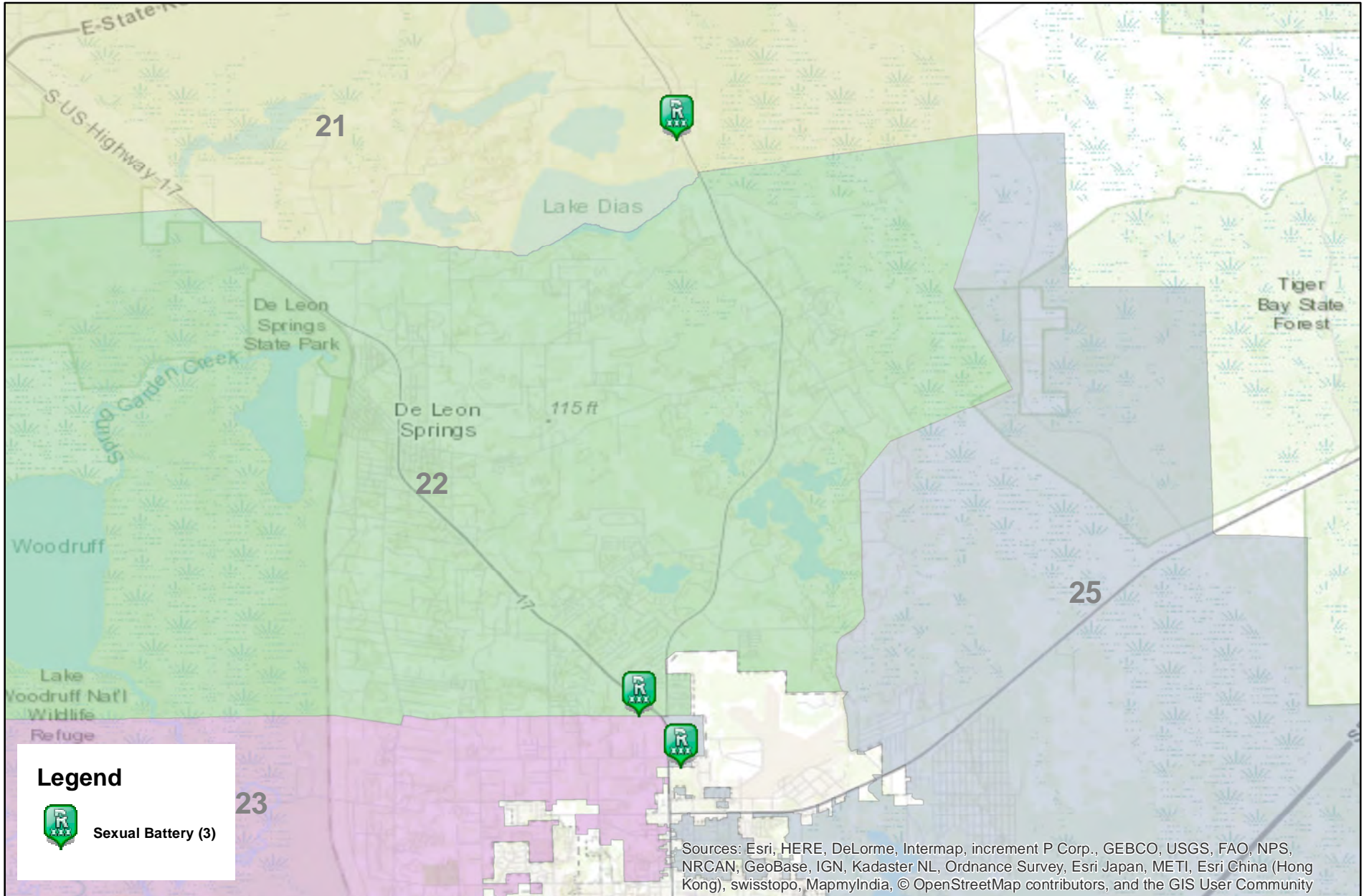


* Map reflects total number of Incidents and not total number of victims



This is not a legal document. due to address incompatibilities, some incidents may not be represented and the information on this map should not be viewed as the legal representation of property boundaries, roads, facilities. etc.

District 2 Sexual Batteries 02/10/2019 thru 03/09/2019



Prepared by: VC Crime Center
Crime Intelligence Analyst
Volusia County Sheriff's Office
Printed On: 3/12/2019



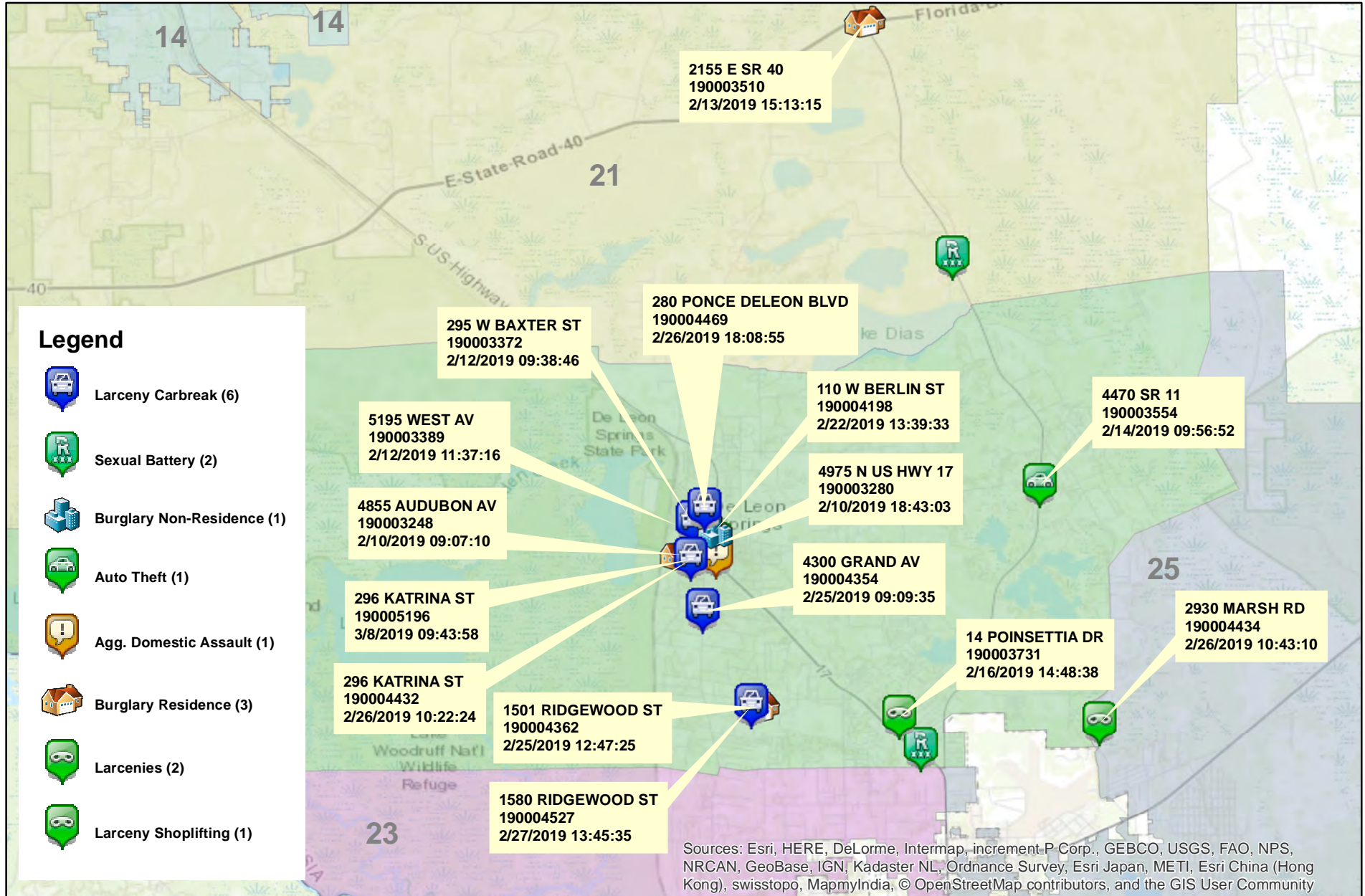
* Map reflects total number of Incidents and not total number of victims



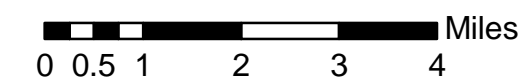
This is not a legal document.
due to address incompatibilities, some
incidents may not be represented and
the information on this map should not be
viewed as the legal representation of
property boundaries, roads, facilities. etc.

District 2 Hot Zone 22

02/10/2019 thru 03/09/2019



Prepared by: VC Crime Center
 Crime Intelligence Analyst
 Volusia County Sheriff's Office
 Printed On: 3/12/2019



* Map reflects total number of incidents and not total number of victims



This is not a legal document. due to address incompatibilities, some incidents may not be represented and the information on this map should not be viewed as the legal representation of property boundaries, roads, facilities. etc.

District 2 - Part 1 Crimes by Zone 02/10/2019 through 03/09/2019

Volusia County Sheriff's Office	Total	14	21	22	23	24	25	26	CT
Total	<u>53</u>	<u>2</u>	<u>2</u>	<u>17</u>	<u>3</u>	<u>14</u>	<u>6</u>	<u>2</u>	<u>7</u>
Aggravated Assaults	<u>2</u>	<u>0</u>	<u>0</u>	<u>1</u>	<u>0</u>	<u>0</u>	<u>1</u>	<u>0</u>	<u>0</u>
Auto Thefts	<u>1</u>	<u>0</u>	<u>0</u>	<u>1</u>	<u>0</u>	<u>0</u>	<u>0</u>	<u>0</u>	<u>0</u>
Burglary Non-Residence	<u>2</u>	<u>0</u>	<u>0</u>	<u>1</u>	<u>0</u>	<u>0</u>	<u>0</u>	<u>0</u>	<u>1</u>
Burglary Residence	<u>7</u>	<u>1</u>	<u>1</u>	<u>3</u>	<u>0</u>	<u>0</u>	<u>2</u>	<u>0</u>	<u>0</u>
Homicide	<u>0</u>	<u>0</u>	<u>0</u>	<u>0</u>	<u>0</u>	<u>0</u>	<u>0</u>	<u>0</u>	<u>0</u>
Larceny All Other	<u>18</u>	<u>1</u>	<u>1</u>	<u>2</u>	<u>2</u>	<u>6</u>	<u>2</u>	<u>1</u>	<u>3</u>
Larceny Carbreak	<u>11</u>	<u>0</u>	<u>0</u>	<u>6</u>	<u>0</u>	<u>3</u>	<u>0</u>	<u>0</u>	<u>2</u>
Larceny Shoplifting	<u>7</u>	<u>0</u>	<u>0</u>	<u>1</u>	<u>0</u>	<u>5</u>	<u>0</u>	<u>0</u>	<u>1</u>
Robbery Armed	<u>0</u>	<u>0</u>	<u>0</u>	<u>0</u>	<u>0</u>	<u>0</u>	<u>0</u>	<u>0</u>	<u>0</u>
Robbery Strongarmed	<u>2</u>	<u>0</u>	<u>0</u>	<u>0</u>	<u>1</u>	<u>0</u>	<u>0</u>	<u>1</u>	<u>0</u>
Sexual Battery	<u>3</u>	<u>0</u>	<u>0</u>	<u>2</u>	<u>0</u>	<u>0</u>	<u>1</u>	<u>0</u>	<u>0</u>

*The Aggravated Assault, Auto Theft,& Sexual Battery statistics reflect the total number of incidents, it does not indicate the total number of victims or vehicles.

The Highlighted numbers indicate zones with higher levels of activity.

Last UCR build date: 3/11/2019 4:31:00 PM

COMPSTAT REPORT

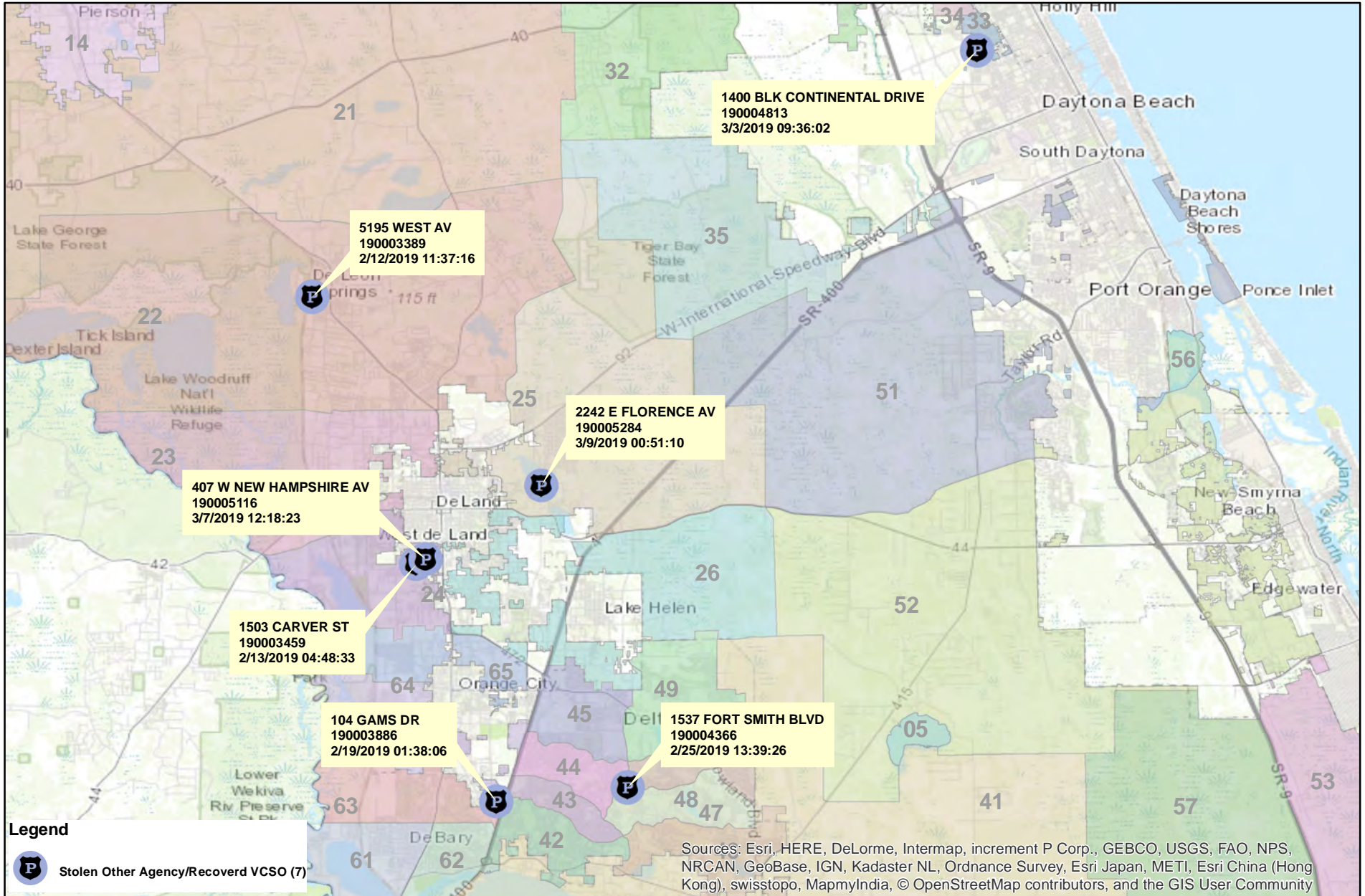


INVESTIGATIVE SERVICES SECTION


Period 19-2: February 10, 2019 – March 9, 2019

Captain Brian Henderson

Agencywide Auto Recoveries 02/10/2019 thru 03/09/2019



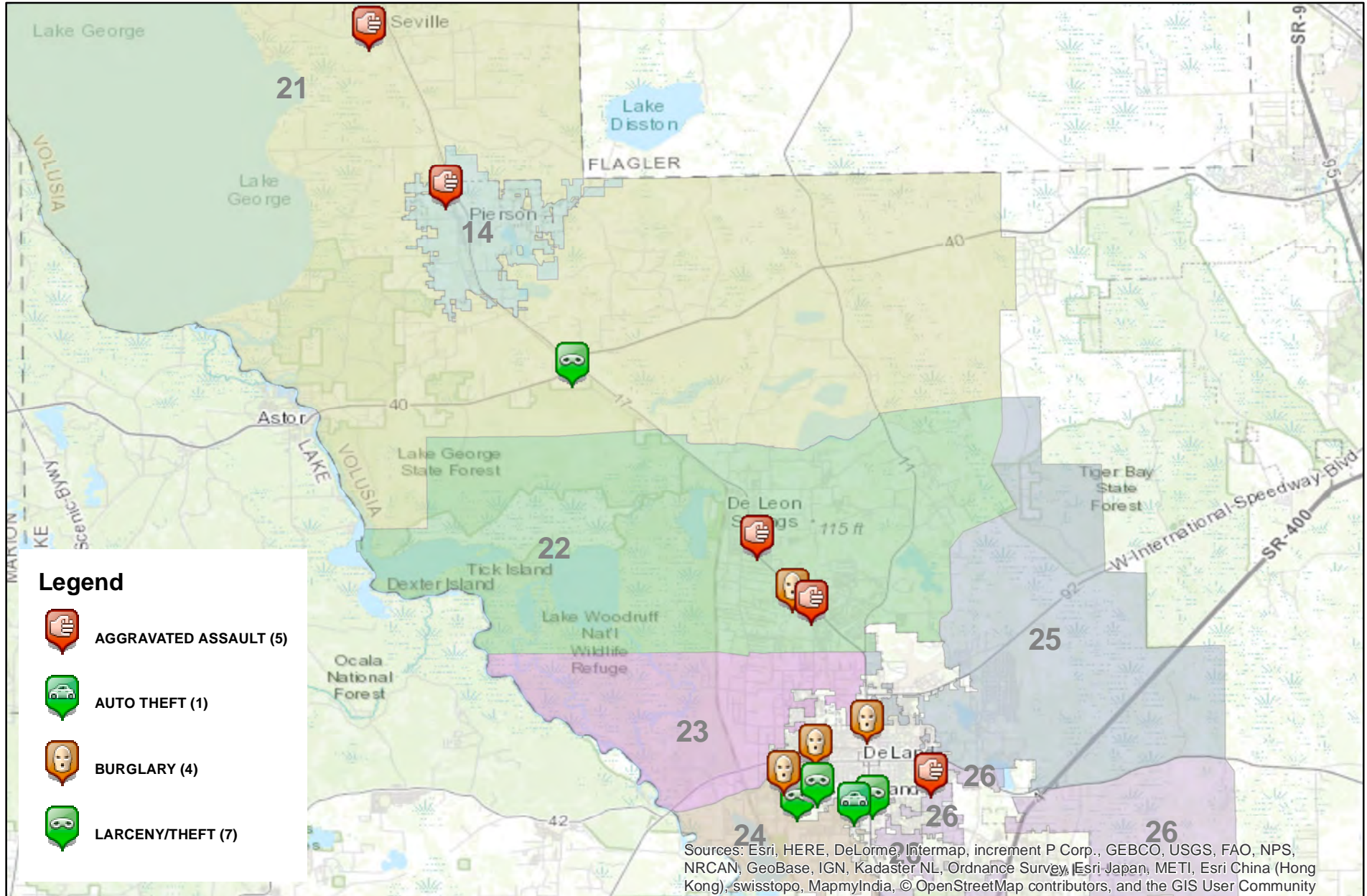
Prepared by: VC Crime Center
 Crime Intelligence Analyst
 Volusia County Sheriff's Office
 Printed On: 3/12/2019



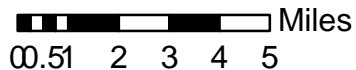
This is not a legal document.
 Due to address incompatibilities, some incidents may not be represented and the information on this map should not be viewed as the legal representation of property boundaries, roads, facilities, etc.

District 2 Part I Arrests by Location

02/10/2019 thru 03/09/2019



Prepared by: VC Crime Center
 Crime Intelligence Analyst
 Volusia County Sheriff's Office
 Printed On: 3/12/2019



* Map reflects total number of Incidents and not total number of victims



This is not a legal document. due to address incompatibilities, some incidents may not be represented and the information on this map should not be viewed as the legal representation of property boundaries, roads, facilities. etc.

COMPSTAT REPORT



EAST VOLUSIA

Period 19-2: February 10, 2019 – March 9, 2019

Sheriff Michael J. Chitwood

Chief Deputy John W. Creamer

COMPSTAT REPORT



CRIME STATISTICS – DISTRICT 3 NORTH

Period 19-2: February 10, 2019 – March 9, 2019

Captain George Maddox

COMPSTAT STATISTICAL CRIME COMPARISON TO PREVIOUS 28 DAY PERIODS

District 3 North	11/18/2018	2/10/2019		12/16/2018	2/10/2019		1/13/2019	2/10/2019		3 Periods
Volusia County Sheriff's Office	12/15/2018	3/9/2019		1/12/2019	3/9/2019		2/9/2019	3/9/2019		Average %
VCSO Offense Data	Current - 3	Current (28d)	% Change	Current -2	Current (28d)	% Change	Current - 1	Current (28d)	% Change	Change
Homicides	0	1	N/A	0	1	N/A	0	<u>1</u>	N/A	0%
Auto Thefts	7	7	0%	3	7	133%	3	<u>7</u>	133%	89%
Total Burglaries	4	5	25%	8	5	-38%	6	5	-17%	-10%
Residence	4	3	-25%	7	3	-57%	4	<u>3</u>	-25%	-36%
Non Residence	0	2	N/A	1	2	100%	2	<u>2</u>	0%	33%
Total Larcenies	36	10	-72%	17	10	-41%	28	10	-64%	-59%
Larcenies	17	7	-59%	7	7	0%	17	<u>7</u>	-59%	-39%
Larceny Carbreak	17	1	-94%	8	1	-88%	6	<u>1</u>	-83%	-88%
Larceny Shoplifting	1	1	0%	1	1	0%	1	<u>1</u>	0%	0%
Larceny Bicycle	1	1	0%	1	1	0%	4	<u>1</u>	-75%	-25%
Total Robberies	0	0	0%	1	0	-100%	1	0	-100%	-67%
Armed	0	0	0%	0	0	0%	0	<u>0</u>	0%	0%
Strongarmed	0	0	0%	1	0	-100%	1	<u>0</u>	-100%	-67%
Total Agg. Assaults/Bat.	2	5	150%	7	5	-29%	7	5	-29%	31%
Agg. Assaults/Batteries	2	1	-50%	6	1	-83%	6	<u>1</u>	-83%	-72%
Agg. Domestic Assault/Batteries	0	4	N/A	1	4	300%	1	<u>4</u>	300%	200%
Person Shot	0	0	0%	0	0	0%	0	<u>0</u>	0%	0%
Total Sexual Bat.	1	0	-100%	0	0	0%	1	0	-100%	-67%
Sexual Battery	0	0	0%	0	0	0%	0	<u>0</u>	0%	0%
Sexual Battery Child	1	0	-100%	0	0	0%	1	<u>0</u>	-100%	-67%
Total Part One Crimes	50	28	-44%	36	28	-22%	46	28	-39%	-35%
Part One Property Crimes	47	22	-53%	28	22	-21%	37	<u>22</u>	-41%	-38%
Part One Person Crimes	3	6	100%	8	6	-25%	9	<u>6</u>	-33%	14%
Total Calls For Service	1,239	1,160	-6%	1,239	1,160	-6%	1,200	1,160	-3%	-5%
Firearm Offenses	1	1	0%	2	1	-50%	4	<u>1</u>	-75%	-42%
All Domestic Violence Cases	12	12	0%	13	12	-8%	9	<u>12</u>	33%	9%

NOTE: This Crime data is preliminary and subject to reclassification upon further investigation. The data above reflects the total number of offenses, it does not indicate the total number of incidents. N/A = Not Applicable

Last UCR build date: 3/11/2019 4:31:00 PM

January 1, 2019 through March 9, 2019 compared to the same periods in 2017 and 2018

Volusia County Sheriff's Office	YTD	YTD	2017-2018	YTD	YTD	2018-2019	YTD	YTD	2017-2019	% OF
District 3 North	2017	2018	% Change	2018	2019	%Change	2017	2019	%Change	COUNTYWIDE
Homicides	0	0	0%	0	1	N/A	0	<u>1</u>	N/A	100%
Auto Thefts	4	5	25%	5	12	140%	4	<u>12</u>	200%	34%
Total Burglaries	19	17	-11%	17	18	6%	19	18	-5%	24%
Residence	16	11	-31%	11	13	18%	16	<u>13</u>	-19%	21%
Non Residence	3	6	100%	6	5	-17%	3	<u>5</u>	67%	38%
Total Larcenies	65	60	-8%	60	47	-22%	65	47	-28%	17%
Larcenies	46	28	-39%	28	27	-4%	46	<u>27</u>	-41%	18%
Larceny Carbreak	15	15	0%	15	11	-27%	15	<u>11</u>	-27%	15%
Larceny Shoplifting	3	14	367%	14	3	-79%	3	<u>3</u>	0%	7%
Larceny Bicycle	1	3	200%	3	6	100%	1	<u>6</u>	500%	35%
Total Robberies	2	2	0%	2	1	-50%	2	1	-50%	6%
Armed	1	0	-100%	0	0	0%	1	<u>0</u>	-100%	0%
Strongarmed	1	2	100%	2	1	-50%	1	<u>1</u>	0%	8%
Total Agg. Assaults/Bat.	11	6	-45%	6	14	133%	11	14	27%	N/A
Agg. Assaults/Batteries	8	5	-38%	5	9	80%	8	<u>9</u>	13%	28%
Agg. Domestic Assault/Batteries	3	1	-67%	1	5	400%	3	<u>5</u>	67%	14%
Person Shot	1	0	-100%	0	0	0%	1	<u>0</u>	-100%	0%
Total Sexual Bat.	4	5	25%	5	1	-80%	4	1	-75%	4%
Sexual Battery	1	2	100%	2	0	-100%	1	<u>0</u>	-100%	0%
Sexual Battery Child	3	3	0%	3	1	-67%	3	<u>1</u>	-67%	5%
Total Part One Crimes	105	95	-10%	95	94	-1%	105	94	-10%	19%
Part One Property Crimes	88	82	-7%	82	77	-6%	88	<u>77</u>	-13%	20%
Part One Person Crimes	17	13	-24%	13	17	31%	17	<u>17</u>	0%	15%
Total Calls For Service	3,691	2,764	-25%	2,764	2,991	8%	3,691	2,991	-19%	15%
Firearm Offenses	6	2	-67%	2	6	200%	6	<u>6</u>	0%	21%
All Domestic Violence Cases	34	22	-35%	22	26	18%	34	<u>26</u>	-24%	9%

NOTE: This Crime data is preliminary and subject to reclassification upon further investigation. The data above reflects the total number of offenses, it does not indicate the total number of incidents. There were incidents that did not code into either district. These are included in the Countywide Total. N/A = Not Applicable

Last UCR build date: 3/11/2019 4:31:00 PM

January 1, 2019 through March 9, 2019 compared to the same periods in 2017 and 2018

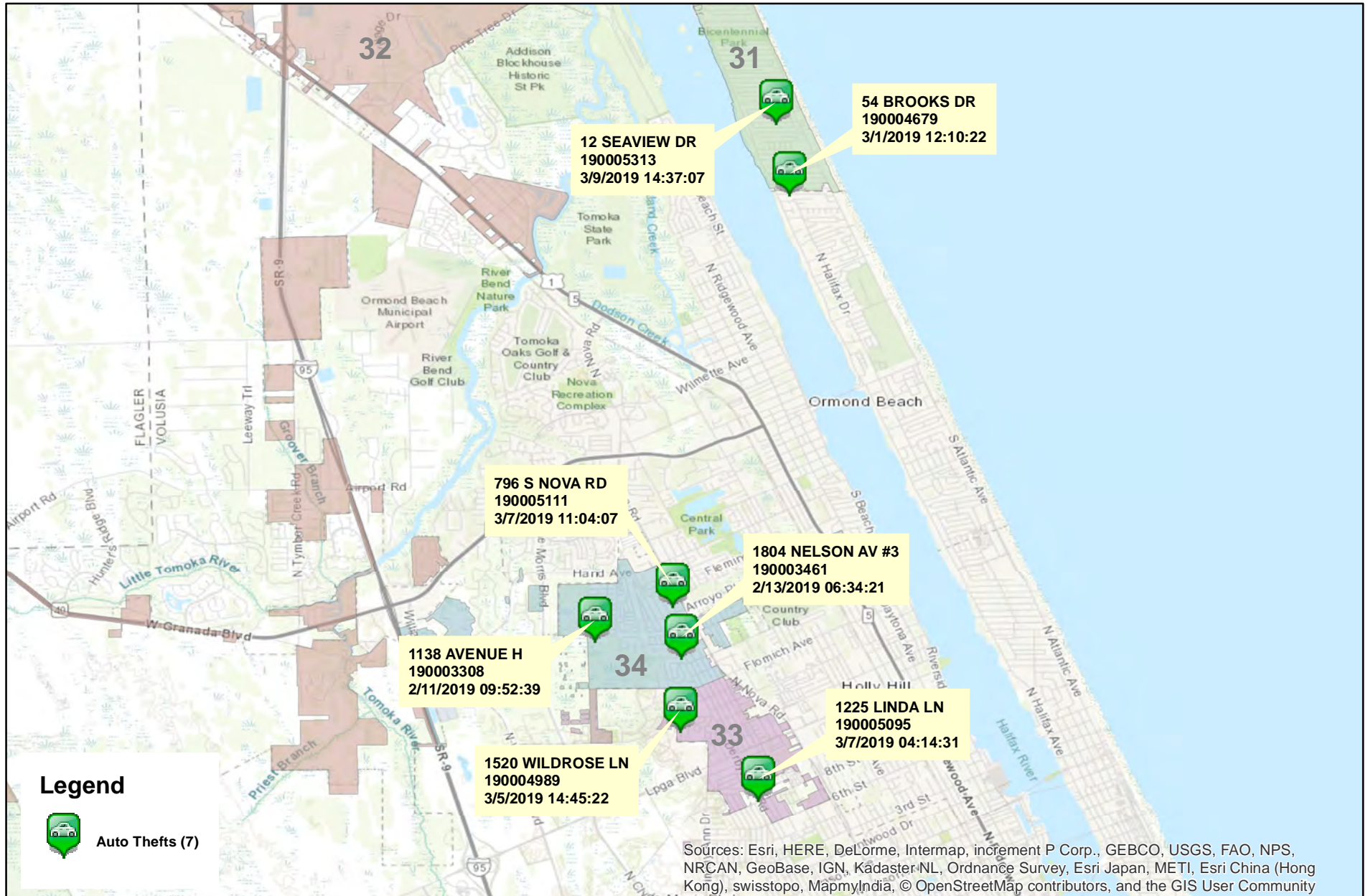
Volusia County Sheriff's Office District 3 North Clearances	YTD 2017					YTD 2018					YTD 2019				
	Offense	Clrs	% Clr	Adult	Juv	Offense	Clrs	% Clr	Adult	Juv	Offense	Clrs	% Clr	Adult	Juv
Homicides	0	0	0%	0	0	0	0	0%	0	0	1	1	100%	1	0
Auto Thefts	4	0	0%	0	0	5	1	20%	0	1	12	5	42%	5	0
Total Burglaries	19	7	37%	7	0	17	7	41%	5	2	18	5	28%	5	0
Residence	16	6	38%	6	0	11	5	45%	4	1	13	3	23%	3	0
Non Residence	3	1	33%	1	0	6	2	33%	1	1	5	2	40%	2	0
Total Larcenies	65	14	22%	13	1	60	13	22%	12	1	47	10	21%	10	0
Larcenies	46	9	20%	9	0	28	5	18%	5	0	27	7	26%	7	0
Larceny Carbreak	15	3	20%	2	1	15	4	27%	3	1	11	3	27%	3	0
Larceny Shoplifting	3	2	67%	2	0	14	3	21%	3	0	3	0	0%	0	0
Larceny Bicycle	1	0	0%	0	0	3	1	33%	1	0	6	0	0%	0	0
Total Robberies	2	2	100%	2	0	2	1	50%	1	0	1	2	200%	2	0
Armed	1	0	0%	0	0	0	0	0%	0	0	0	0	0%	0	0
Strongarmed	1	2	200%	2	0	2	1	50%	1	0	1	2	200%	2	0
Total Agg. Assaults/Bat.	11	8	73%	8	0	6	2	33%	2	0	14	8	57%	6	2
Agg. Assaults/Batteries	8	6	75%	6	0	5	1	20%	1	0	9	5	56%	5	0
Agg. Domestic Assault/Batteries	3	2	67%	2	0	1	1	100%	1	0	5	3	60%	1	2
Person Shot	1	0	0%	0	0	0	0	0%	0	0	0	0	0%	0	0
Total Sexual Bat.	4	1	25%	1	0	5	2	40%	2	0	1	0	0%	0	0
Sexual Battery	1	0	0%	0	0	2	2	100%	2	0	0	0	0%	0	0
Sexual Battery Child	3	1	33%	1	0	3	0	0%	0	0	1	0	0%	0	0
Total Part One Crimes	105	32	30%	30	1	95	26	27%	22	4	94	31	33%	29	2
Part One Property Crimes	88	21	24%	20	1	82	21	26%	17	4	77	20	26%	20	0
Part One Person Crimes	17	11	65%	10	0	13	5	38%	5	0	17	11	65%	9	2

NOTE: This Crime data is preliminary and subject to reclassification upon further investigation. The data above reflects the total number of offenses, it does not indicate the total number of incidents.

Last UCR build date: 3/11/2019 4:31:00 PM

District 3 North Auto Thefts

02/10/2019 thru 03/09/2019



Prepared by: VC Crime Center
 Crime Intelligence Analyst
 Volusia County Sheriff's Office
 Printed On: 3/12/2019

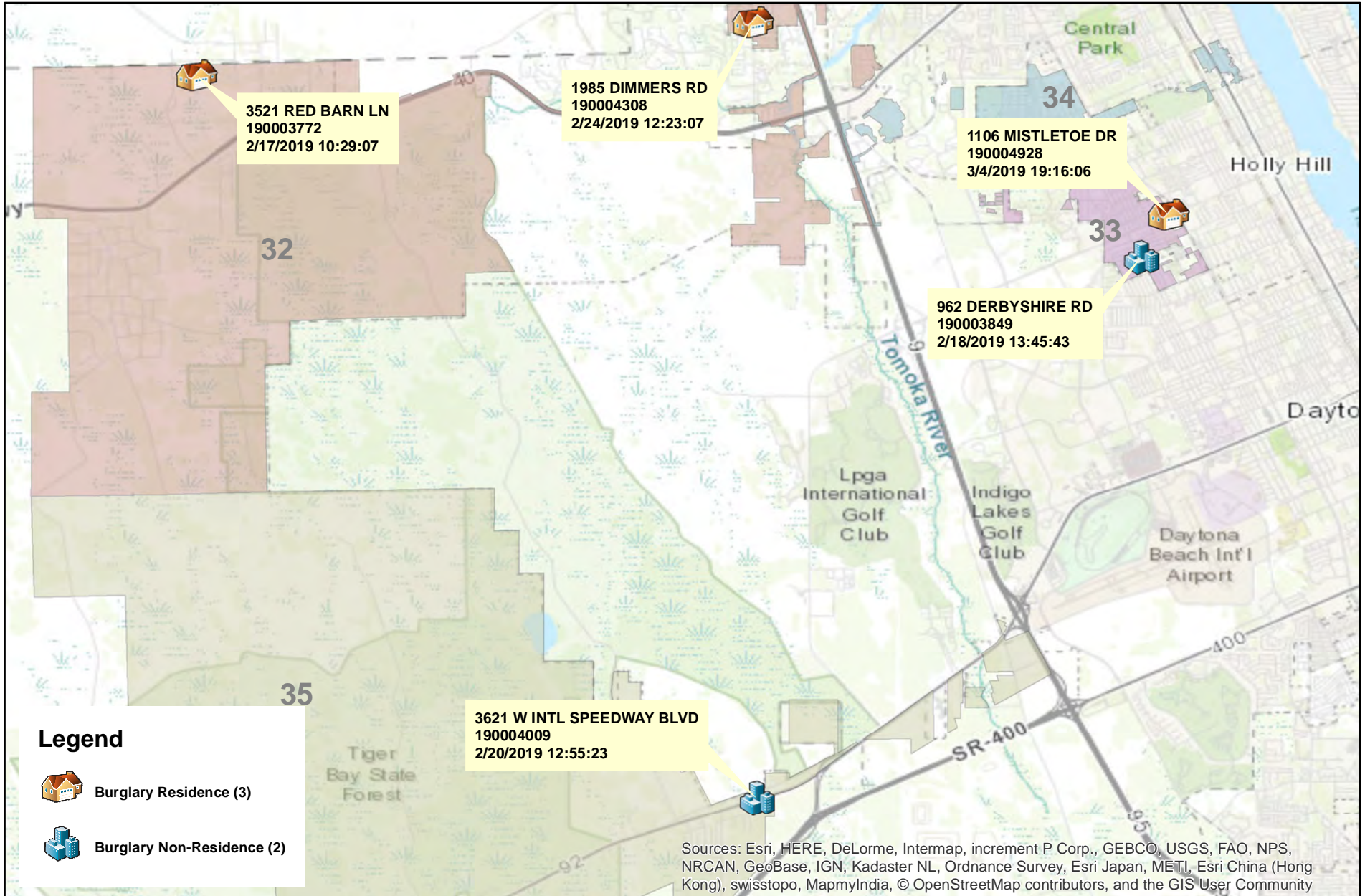
0 0.5 1 2 3 Miles
 * Map reflects total number of Incidents and not total number of victims



This is not a legal document. due to address incompatibilities, some incidents may not be represented and the information on this map should not be viewed as the legal representation of property boundaries, roads, facilities. etc.

District 3 North Burglaries

02/10/2019 thru 03/09/2019



Prepared by: VC Crime Center
 Crime Intelligence Analyst
 Volusia County Sheriff's Office
 Printed On: 3/12/2019

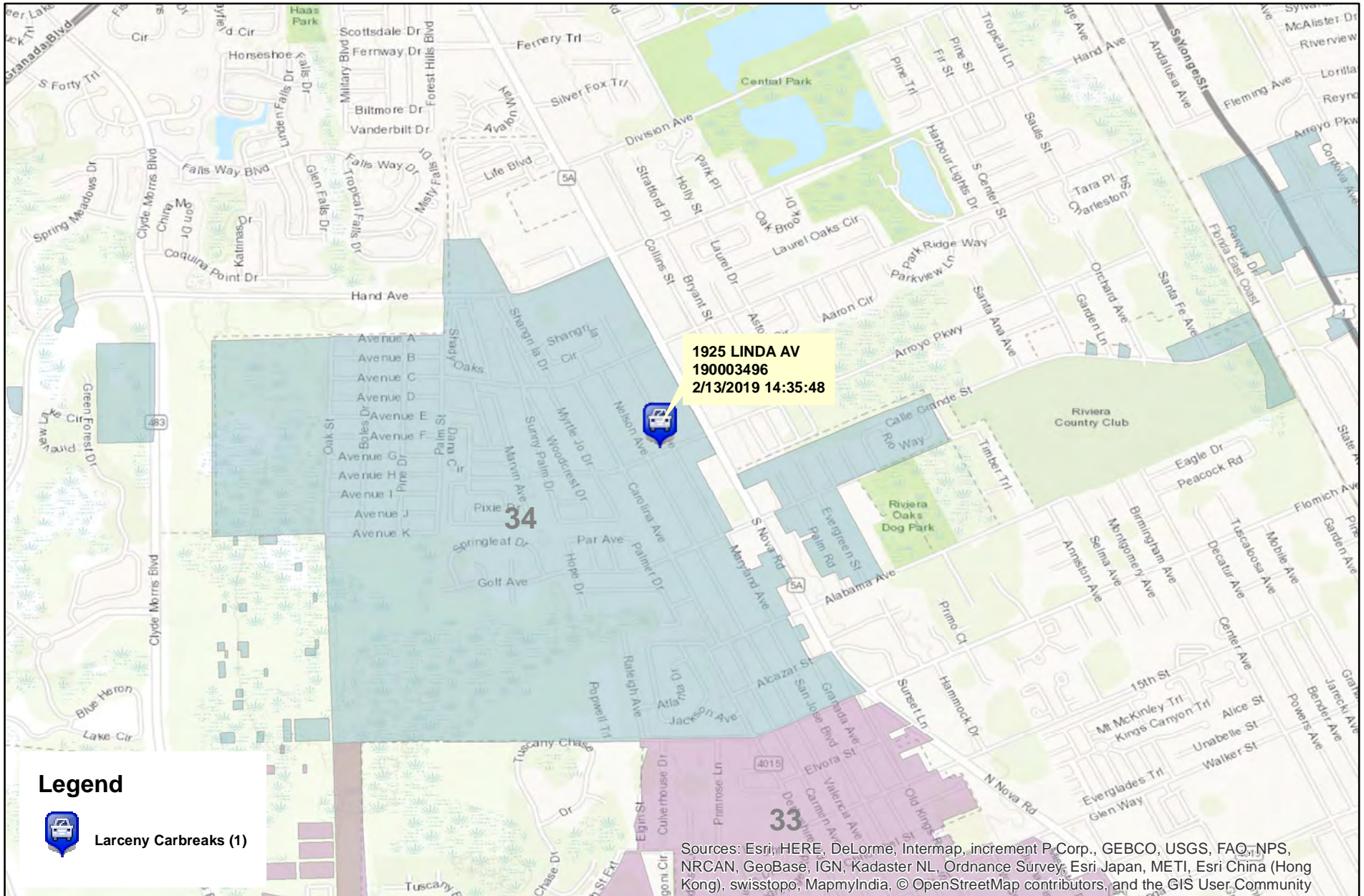
0 0.5 1 2 3 Miles
 * Map reflects total number of Incidents and not total number of victims



This is not a legal document. due to address incompatibilities, some incidents may not be represented and the information on this map should not be viewed as the legal representation of property boundaries, roads, facilities, etc.

District 3 North Larceny Carbreaks

02/10/2019 thru 03/09/2019



Prepared by: VC Crime Center
 Crime Intelligence Analyst
 Volusia County Sheriff's Office
 Printed On: 3/12/2019

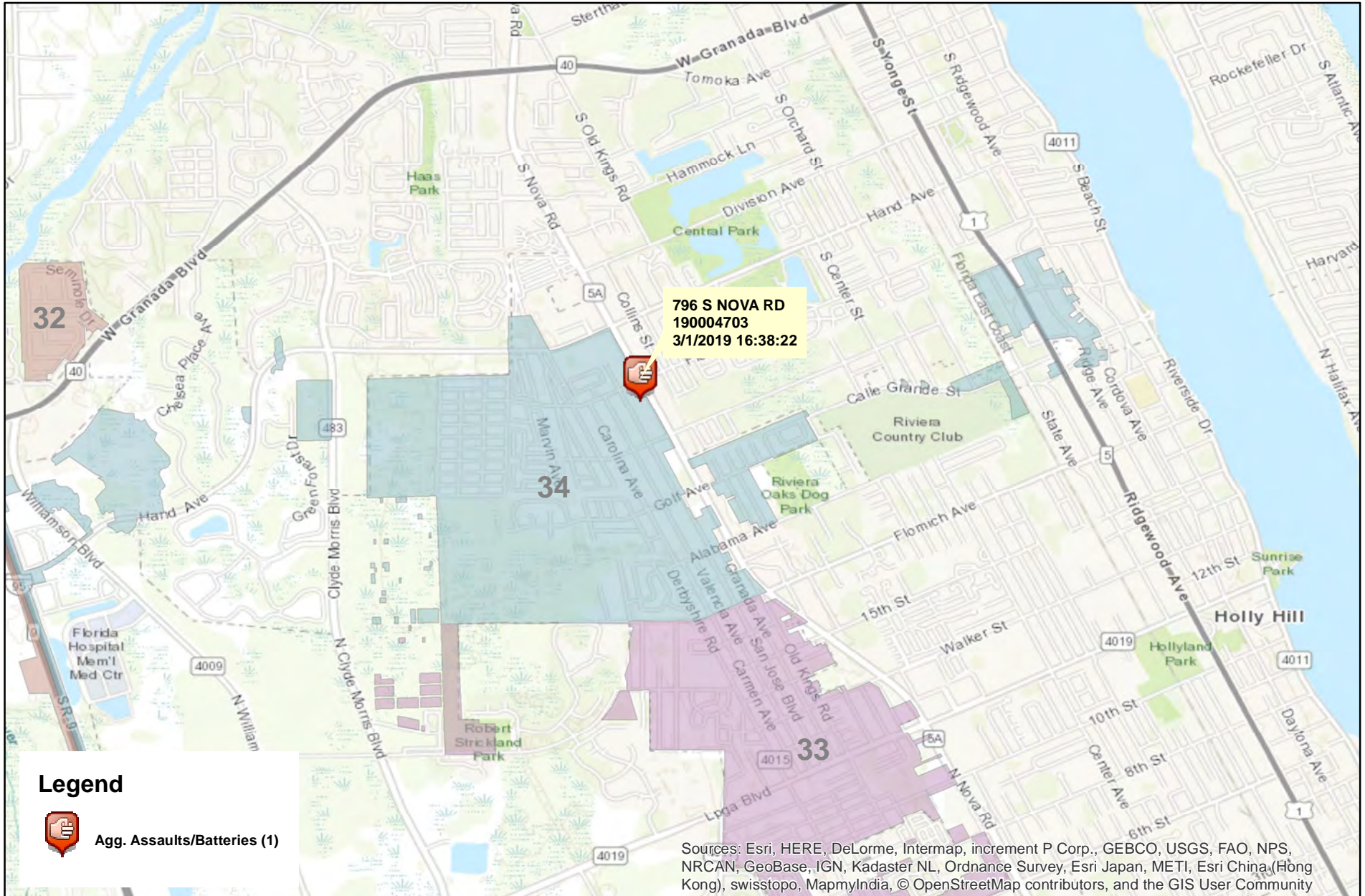
0 0.4 0.8 Miles
 * Map reflects total number of incidents and not total number of victims



This is not a legal document. due to address incompatibilities, some incidents may not be represented and the information on this map should not be viewed as the legal representation of property boundaries, roads, facilities. etc.

District 3 North Aggravated Assaults and Batteries

02/10/2019 thru 03/09/2019



Prepared by: VC Crime Center
 Crime Intelligence Analyst
 Volusia County Sheriff's Office
 Printed On: 3/12/2019

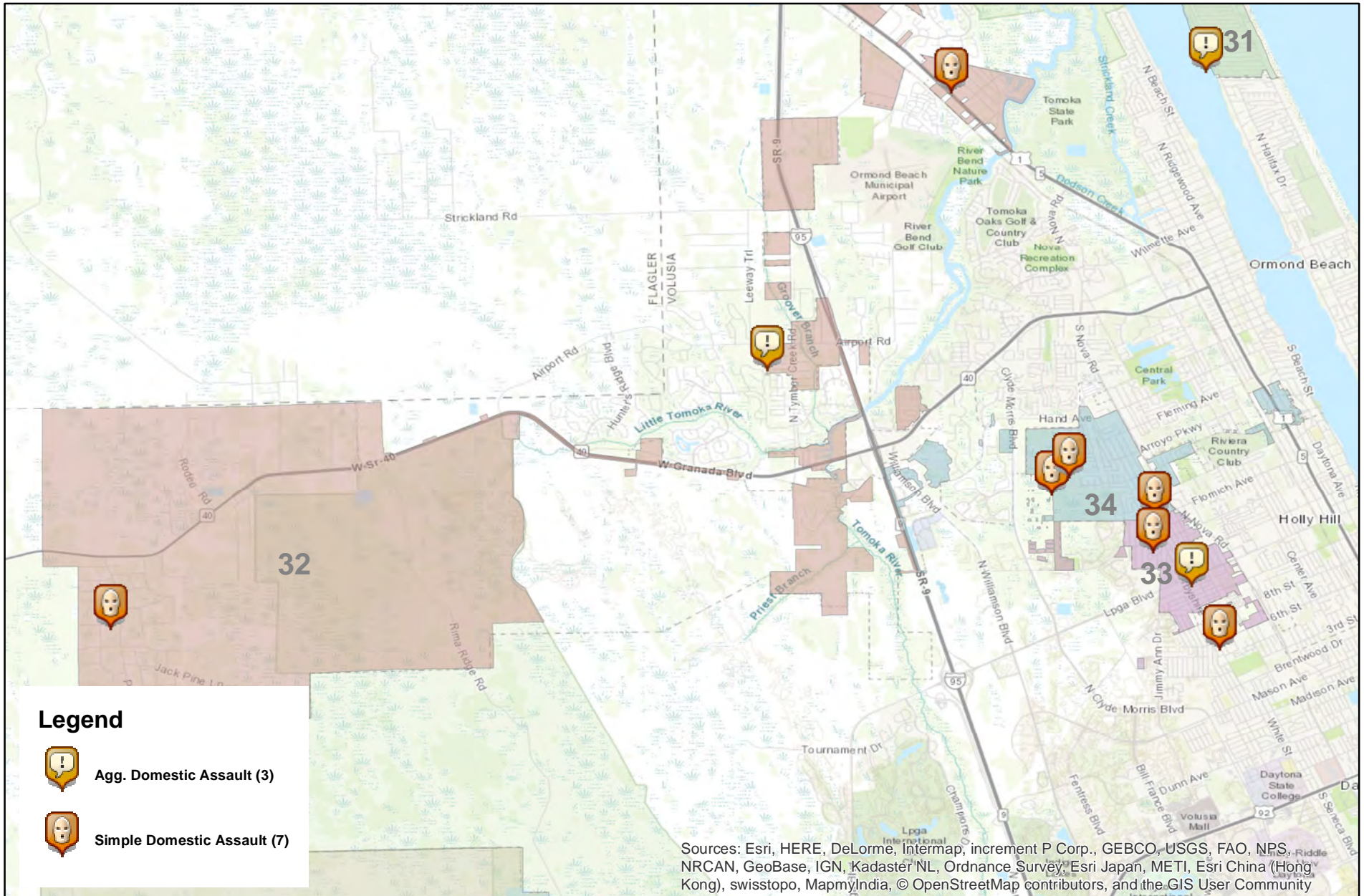
0 0.5 1 Miles
 * Map reflects total number of Incidents and not total number of victims



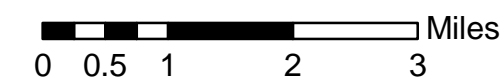
This is not a legal document. due to address incompatibilities, some incidents may not be represented and the information on this map should not be viewed as the legal representation of property boundaries, roads, facilities. etc.

District 3 North Domestic Assaults and Batteries

02/10/2019 thru 03/09/2019



Prepared by: VC Crime Center
 Crime Intelligence Analyst
 Volusia County Sheriff's Office
 Printed On: 3/12/2019



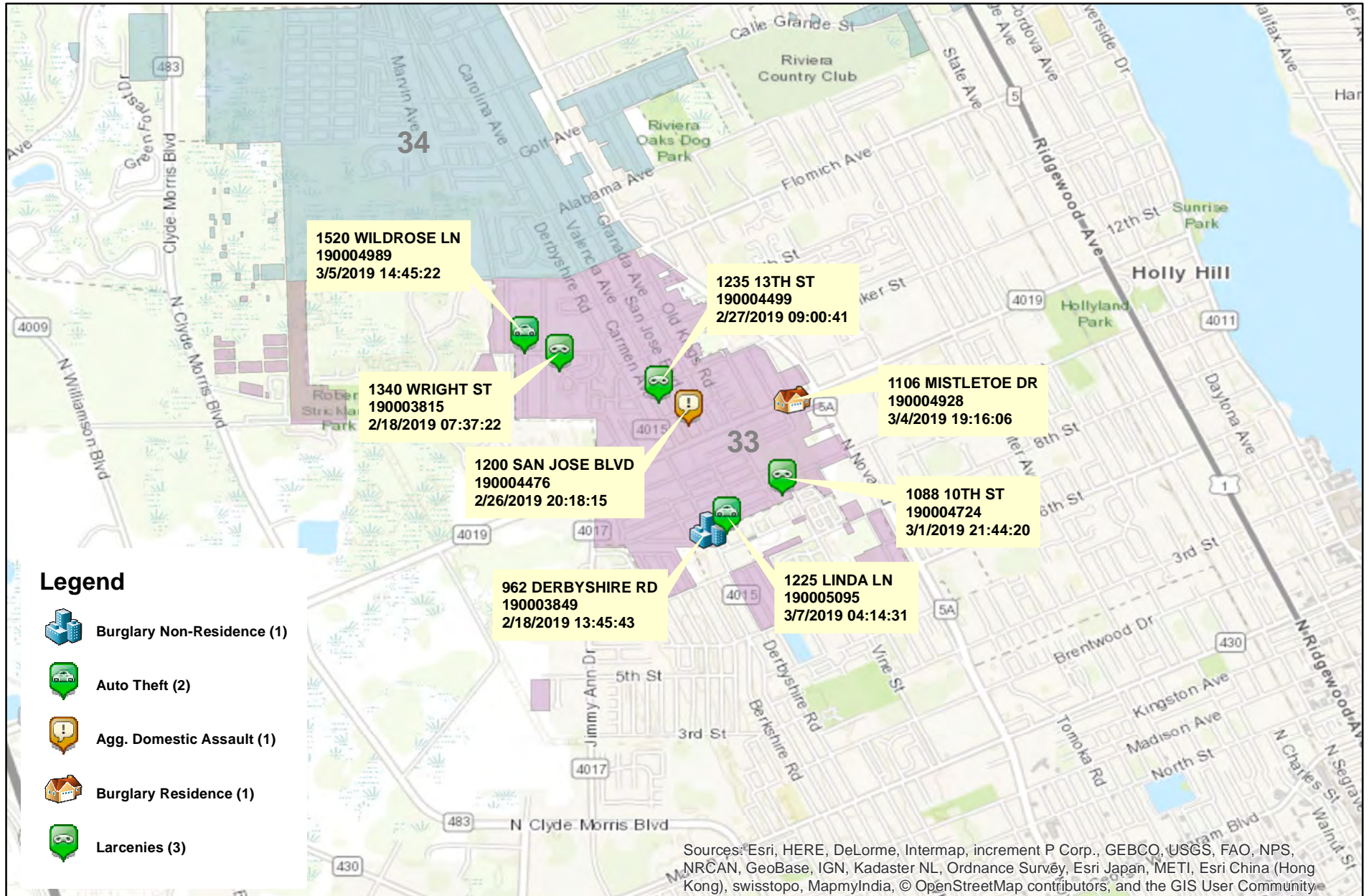
* Map reflects total number of Incidents and not total number of victims




This is not a legal document. due to address incompatibilities, some incidents may not be represented and the information on this map should not be viewed as the legal representation of property boundaries, roads, facilities. etc.

District 3 North Hot Zone 33

02/10/2019 thru 03/09/2019



Prepared by: VC Crime Center
 Crime Intelligence Analyst
 Volusia County Sheriff's Office
 Printed On: 3/12/2019



* Map reflects total number of Incidents and not total number of victims



This is not a legal document. due to address incompatibilities, some incidents may not be represented and the information on this map should not be viewed as the legal representation of property boundaries, roads, facilities. etc.

District 3 North - Part 1 Crimes by Zone 02/10/2019 through 03/09/2019

Volusia County Sheriff's Office	Total	31	32	33	34	35	CT
Total	<u>26</u>	<u>5</u>	<u>4</u>	<u>8</u>	<u>5</u>	<u>1</u>	<u>3</u>
Aggravated Assaults	<u>4</u>	<u>1</u>	<u>1</u>	<u>1</u>	<u>0</u>	<u>0</u>	<u>1</u>
Auto Thefts	<u>7</u>	<u>2</u>	<u>0</u>	<u>2</u>	<u>2</u>	<u>0</u>	<u>1</u>
Burglary Non-Residence	<u>2</u>	<u>0</u>	<u>0</u>	<u>1</u>	<u>0</u>	<u>1</u>	<u>0</u>
Burglary Residence	<u>3</u>	<u>0</u>	<u>2</u>	<u>1</u>	<u>0</u>	<u>0</u>	<u>0</u>
Homicide	<u>1</u>	<u>1</u>	<u>0</u>	<u>0</u>	<u>0</u>	<u>0</u>	<u>0</u>
Larceny All Other	<u>7</u>	<u>1</u>	<u>1</u>	<u>3</u>	<u>2</u>	<u>0</u>	<u>0</u>
Larceny Carbreak	<u>1</u>	<u>0</u>	<u>0</u>	<u>0</u>	<u>1</u>	<u>0</u>	<u>0</u>
Larceny Shoplifting	<u>1</u>	<u>0</u>	<u>0</u>	<u>0</u>	<u>0</u>	<u>0</u>	<u>1</u>
Robbery Armed	<u>0</u>	<u>0</u>	<u>0</u>	<u>0</u>	<u>0</u>	<u>0</u>	<u>0</u>
Robbery Strongarmed	<u>0</u>	<u>0</u>	<u>0</u>	<u>0</u>	<u>0</u>	<u>0</u>	<u>0</u>
Sexual Battery	<u>0</u>	<u>0</u>	<u>0</u>	<u>0</u>	<u>0</u>	<u>0</u>	<u>0</u>

*The Aggravated Assault, Auto Theft,& Sexual Battery statistics reflect the total number of incidents, it does not indicate the total number of victims or vehicles.

The Highlighted numbers indicate zones with higher levels of activity.

Last UCR build date: 3/11/2019 4:31:00 PM

COMPSTAT REPORT



CRIME STATISTICS – DISTRICT 3 SOUTH

Period 19-2: February 10, 2019 – March 9, 2019

Captain George Maddox

COMPSTAT STATISTICAL CRIME COMPARISON TO PREVIOUS 28 DAY PERIODS

District 3 South	11/18/2018	2/10/2019		12/16/2018	2/10/2019		1/13/2019	2/10/2019		3 Periods
Volusia County Sheriff's Office	12/15/2018	3/9/2019		1/12/2019	3/9/2019		2/9/2019	3/9/2019		Average %
VCSO Offense Data	Current - 3	Current (28d)	% Change	Current -2	Current (28d)	% Change	Current - 1	Current (28d)	% Change	Change
Homicides	0	0	0%	0	0	0%	0	<u>0</u>	0%	0%
Auto Thefts	4	0	-100%	0	0	0%	1	<u>0</u>	-100%	-67%
Total Burglaries	4	3	-25%	4	3	-25%	3	3	0%	-17%
Residence	4	3	-25%	2	3	50%	3	<u>3</u>	0%	8%
Non Residence	0	0	0%	2	0	-100%	0	<u>0</u>	0%	-33%
Total Larcenies	15	12	-20%	15	12	-20%	12	12	0%	-13%
Larcenies	4	4	0%	10	4	-60%	8	<u>4</u>	-50%	-37%
Larceny Carbreak	9	5	-44%	4	5	25%	3	<u>5</u>	67%	16%
Larceny Shoplifting	1	1	0%	0	1	N/A	1	<u>1</u>	0%	0%
Larceny Bicycle	1	2	100%	1	2	100%	0	<u>2</u>	N/A	67%
Total Robberies	0	0	0%	0	0	0%	0	0	0%	0%
Armed	0	0	0%	0	0	0%	0	<u>0</u>	0%	0%
Strongarmed	0	0	0%	0	0	0%	0	<u>0</u>	0%	0%
Total Agg. Assaults/Bat.	3	5	67%	2	5	150%	2	5	150%	122%
Agg. Assaults/Batteries	0	4	N/A	2	4	100%	1	<u>4</u>	300%	133%
Agg. Domestic Assault/Batteries	3	1	-67%	0	1	N/A	1	<u>1</u>	0%	-22%
Person Shot	0	1	N/A	0	1	N/A	0	<u>1</u>	N/A	0%
Total Sexual Bat.	2	1	-50%	0	1	N/A	0	1	N/A	-17%
Sexual Battery	1	1	0%	0	1	N/A	0	<u>1</u>	N/A	0%
Sexual Battery Child	1	0	-100%	0	0	0%	0	<u>0</u>	0%	-33%
Total Part One Crimes	28	21	-25%	21	21	0%	18	21	17%	-3%
Part One Property Crimes	23	15	-35%	19	15	-21%	16	<u>15</u>	-6%	-21%
Part One Person Crimes	5	6	20%	2	6	200%	2	<u>6</u>	200%	140%
Total Calls For Service	938	982	5%	867	982	13%	1,008	982	-3%	5%
Firearm Offenses	0	2	N/A	2	2	0%	0	<u>2</u>	N/A	0%
All Domestic Violence Cases	16	6	-63%	11	6	-45%	13	<u>6</u>	-54%	-54%

NOTE: This Crime data is preliminary and subject to reclassification upon further investigation. The data above reflects the total number of offenses, it does not indicate the total number of incidents. N/A = Not Applicable

Last UCR build date: 3/11/2019 4:31:00 PM

January 1, 2019 through March 9, 2019 compared to the same periods in 2017 and 2018

Volusia County Sheriff's Office	YTD	YTD	2017-2018	YTD	YTD	2018-2019	YTD	YTD	2017-2019	% OF
District 3 South	2017	2018	% Change	2018	2019	%Change	2017	2019	%Change	COUNTYWIDE
Homicides	0	0	0%	0	0	0%	0	<u>0</u>	0%	0%
Auto Thefts	8	9	13%	9	1	-89%	8	<u>1</u>	-88%	3%
Total Burglaries	9	18	100%	18	8	-56%	9	8	-11%	11%
Residence	7	18	157%	18	7	-61%	7	<u>7</u>	0%	11%
Non Residence	2	0	-100%	0	1	N/A	2	<u>1</u>	-50%	8%
Total Larcenies	52	48	-8%	48	31	-35%	52	31	-40%	11%
Larcenies	40	35	-13%	35	17	-51%	40	<u>17</u>	-58%	12%
Larceny Carbreak	7	3	-57%	3	10	233%	7	<u>10</u>	43%	14%
Larceny Shoplifting	1	3	200%	3	2	-33%	1	<u>2</u>	100%	4%
Larceny Bicycle	4	7	75%	7	2	-71%	4	<u>2</u>	-50%	12%
Total Robberies	3	1	-67%	1	0	-100%	3	0	-100%	0%
Armed	1	0	-100%	0	0	0%	1	<u>0</u>	-100%	0%
Strongarmed	2	1	-50%	1	0	-100%	2	<u>0</u>	-100%	0%
Total Agg. Assaults/Bat.	8	9	13%	9	9	0%	8	9	13%	N/A
Agg. Assaults/Batteries	6	1	-83%	1	7	600%	6	<u>7</u>	17%	22%
Agg. Domestic Assault/Batteries	2	8	300%	8	2	-75%	2	<u>2</u>	0%	6%
Person Shot	0	0	0%	0	1	N/A	0	<u>1</u>	N/A	100%
Total Sexual Bat.	2	6	200%	6	1	-83%	2	1	-50%	4%
Sexual Battery	0	1	N/A	1	1	0%	0	<u>1</u>	N/A	20%
Sexual Battery Child	2	5	150%	5	0	-100%	2	<u>0</u>	-100%	0%
Total Part One Crimes	82	91	11%	91	50	-45%	82	50	-39%	10%
Part One Property Crimes	69	75	9%	75	40	-47%	69	<u>40</u>	-42%	10%
Part One Person Crimes	13	16	23%	16	10	-38%	13	<u>10</u>	-23%	9%
Total Calls For Service	3,221	3,006	-7%	3,006	2,404	-20%	3,221	2,404	-25%	12%
Firearm Offenses	2	3	50%	3	4	33%	2	<u>4</u>	100%	14%
All Domestic Violence Cases	29	33	14%	33	25	-24%	29	<u>25</u>	-14%	9%

NOTE: This Crime data is preliminary and subject to reclassification upon further investigation. The data above reflects the total number of offenses, it does not indicate the total number of incidents. There were incidents that did not code into either district. These are included in the Countywide Total. N/A = Not Applicable

Last UCR build date: 3/11/2019 4:31:00 PM

January 1, 2019 through March 9, 2019 compared to the same periods in 2017 and 2018

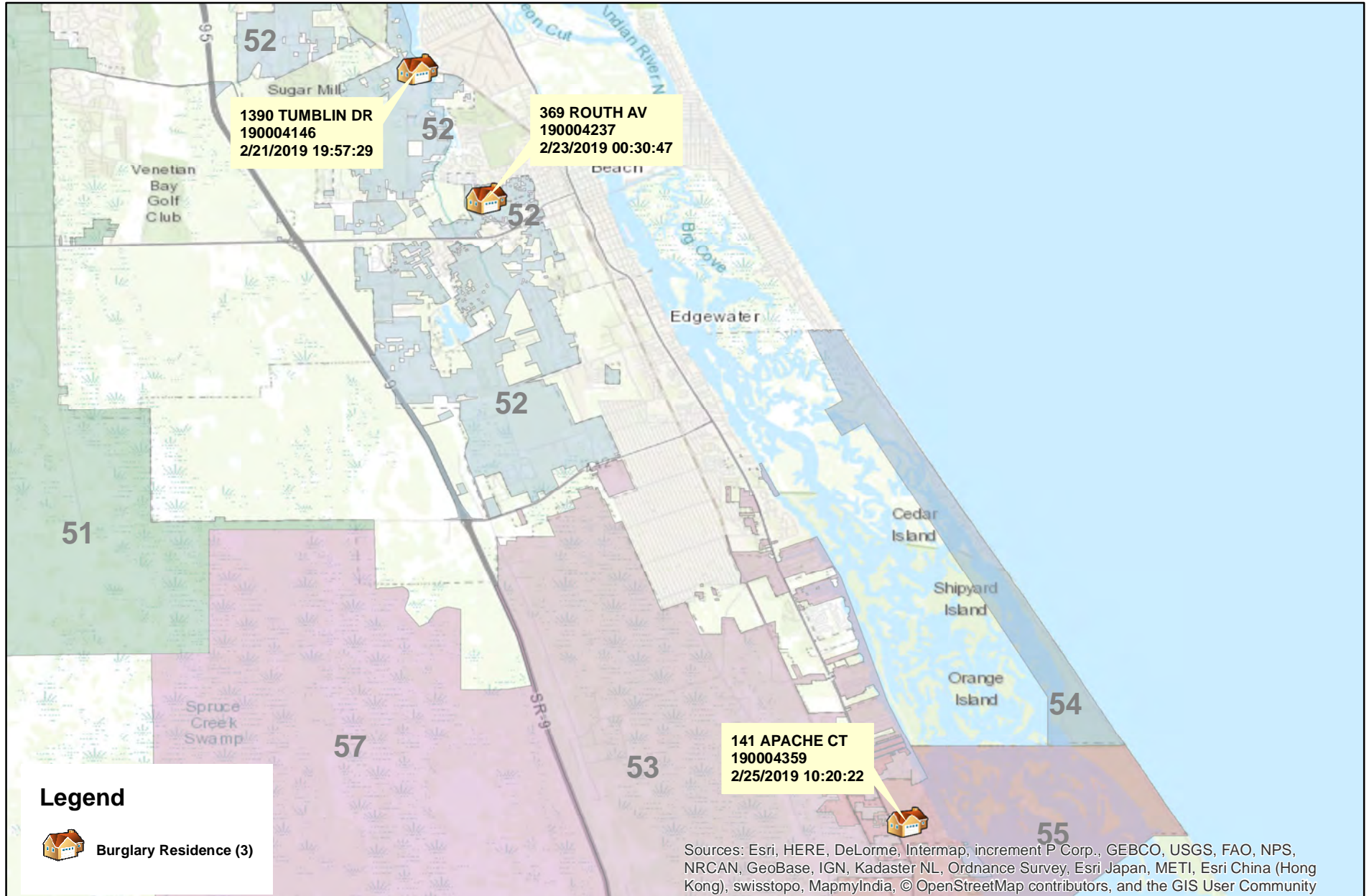
Volusia County Sheriff's Office District 3 South Clearances	YTD 2017					YTD 2018					YTD 2019				
	Offense	Clrs	% Clr	Adult	Juv	Offense	Clrs	% Clr	Adult	Juv	Offense	Clrs	% Clr	Adult	Juv
Homicides	0	0	0%	0	0	0	0	0%	0	0	0	0	0%	0	0
Auto Thefts	8	1	13%	1	0	9	4	44%	4	0	1	1	100%	1	0
Total Burglaries	9	2	22%	2	0	18	3	17%	3	0	8	4	50%	4	0
Residence	7	2	29%	2	0	18	3	17%	3	0	7	3	43%	3	0
Non Residence	2	0	0%	0	0	0	0	0%	0	0	1	1	100%	1	0
Total Larcenies	52	23	44%	16	7	48	8	17%	8	0	31	3	10%	3	0
Larcenies	40	22	55%	15	7	35	4	11%	4	0	17	2	12%	2	0
Larceny Carbreak	7	0	0%	0	0	3	1	33%	1	0	10	0	0%	0	0
Larceny Shoplifting	1	1	100%	1	0	3	3	100%	3	0	2	1	50%	1	0
Larceny Bicycle	4	0	0%	0	0	7	0	0%	0	0	2	0	0%	0	0
Total Robberies	3	2	67%	2	0	1	1	100%	1	0	0	0	0%	0	0
Armed	1	0	0%	0	0	0	0	0%	0	0	0	0	0%	0	0
Strongarmed	2	2	100%	2	0	1	1	100%	1	0	0	0	0%	0	0
Total Agg. Assaults/Bat.	8	8	100%	6	2	9	8	89%	8	0	9	7	78%	6	1
Agg. Assaults/Batteries	6	6	100%	5	1	1	0	0%	0	0	7	5	71%	4	1
Agg. Domestic Assault/Batteries	2	2	100%	1	1	8	8	100%	8	0	2	2	100%	2	0
Person Shot	0	0	0%	0	0	0	0	0%	0	0	1	1	100%	0	1
Total Sexual Bat.	2	2	100%	0	2	9	1	11%	1	0	1	0	0%	0	0
Sexual Battery	0	0	0%	0	0	3	0	0%	0	0	1	0	0%	0	0
Sexual Battery Child	2	2	100%	0	2	6	1	17%	1	0	0	0	0%	0	0
Total Part One Crimes	82	38	46%	24	11	91	25	27%	25	0	50	15	30%	14	1
Part One Property Crimes	69	26	38%	19	7	75	15	20%	15	0	40	8	20%	8	0
Part One Person Crimes	13	12	92%	5	4	16	10	63%	10	0	10	7	70%	6	1

NOTE: This Crime data is preliminary and subject to reclassification upon further investigation. The data above reflects the total number of offenses, it does not indicate the total number of incidents.

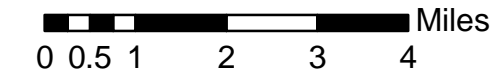
Last UCR build date: 3/11/2019 4:31:00 PM

District 3 South Burglaries

02/10/2019 thru 03/09/2019



Prepared by: VC Crime Center
 Crime Intelligence Analyst
 Volusia County Sheriff's Office
 Printed On: 3/12/2019

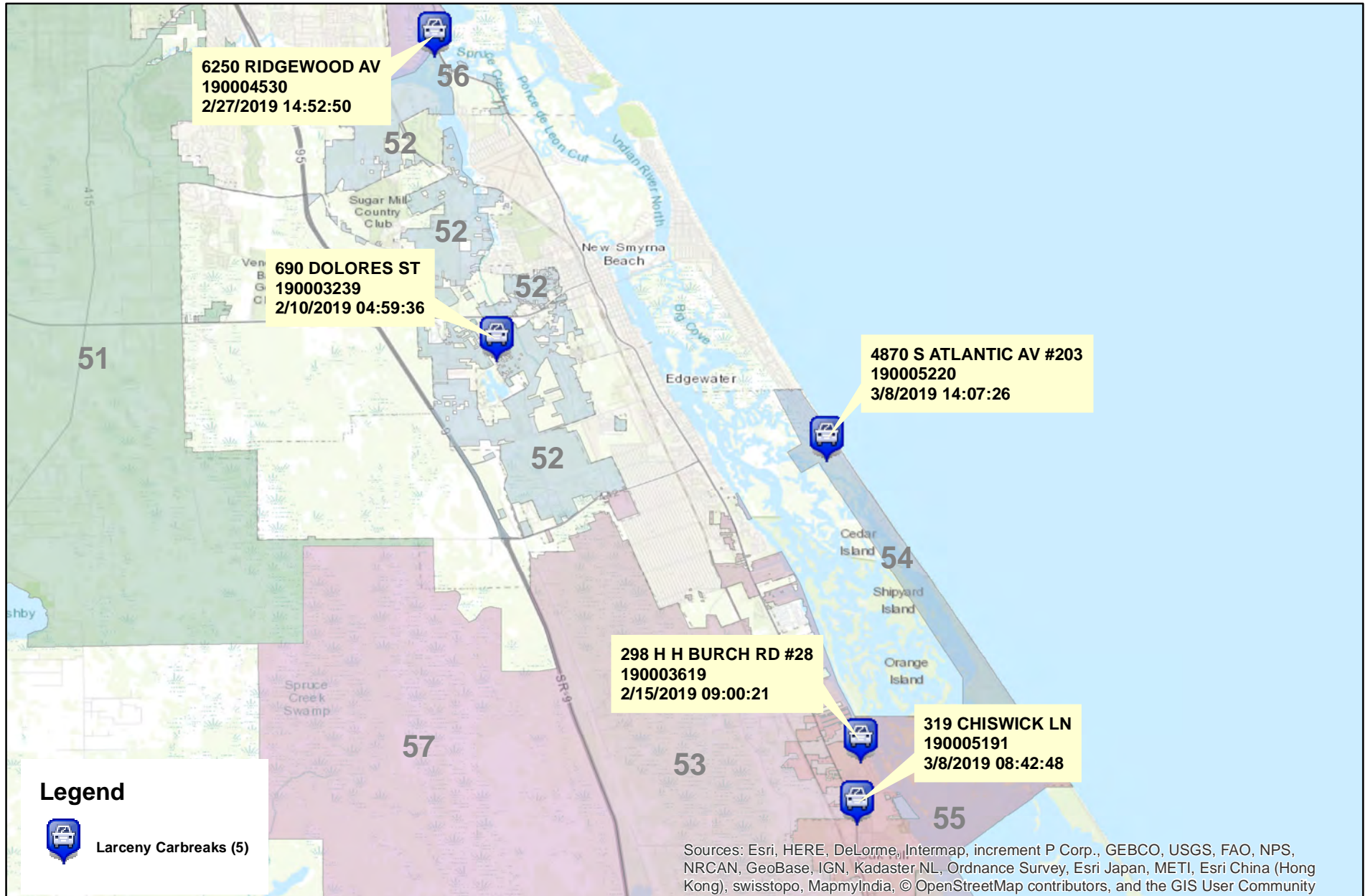


* Map reflects total number of Incidents and not total number of victims

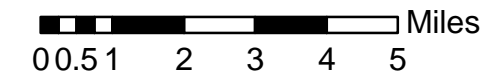


This is not a legal document. due to address incompatibilities, some incidents may not be represented and the information on this map should not be viewed as the legal representation of property boundaries, roads, facilities. etc.

District 3 South Larceny Carbreaks 02/10/2019 thru 03/09/2019



Prepared by: VC Crime Center
Crime Intelligence Analyst
Volusia County Sheriff's Office
Printed On: 3/12/2019



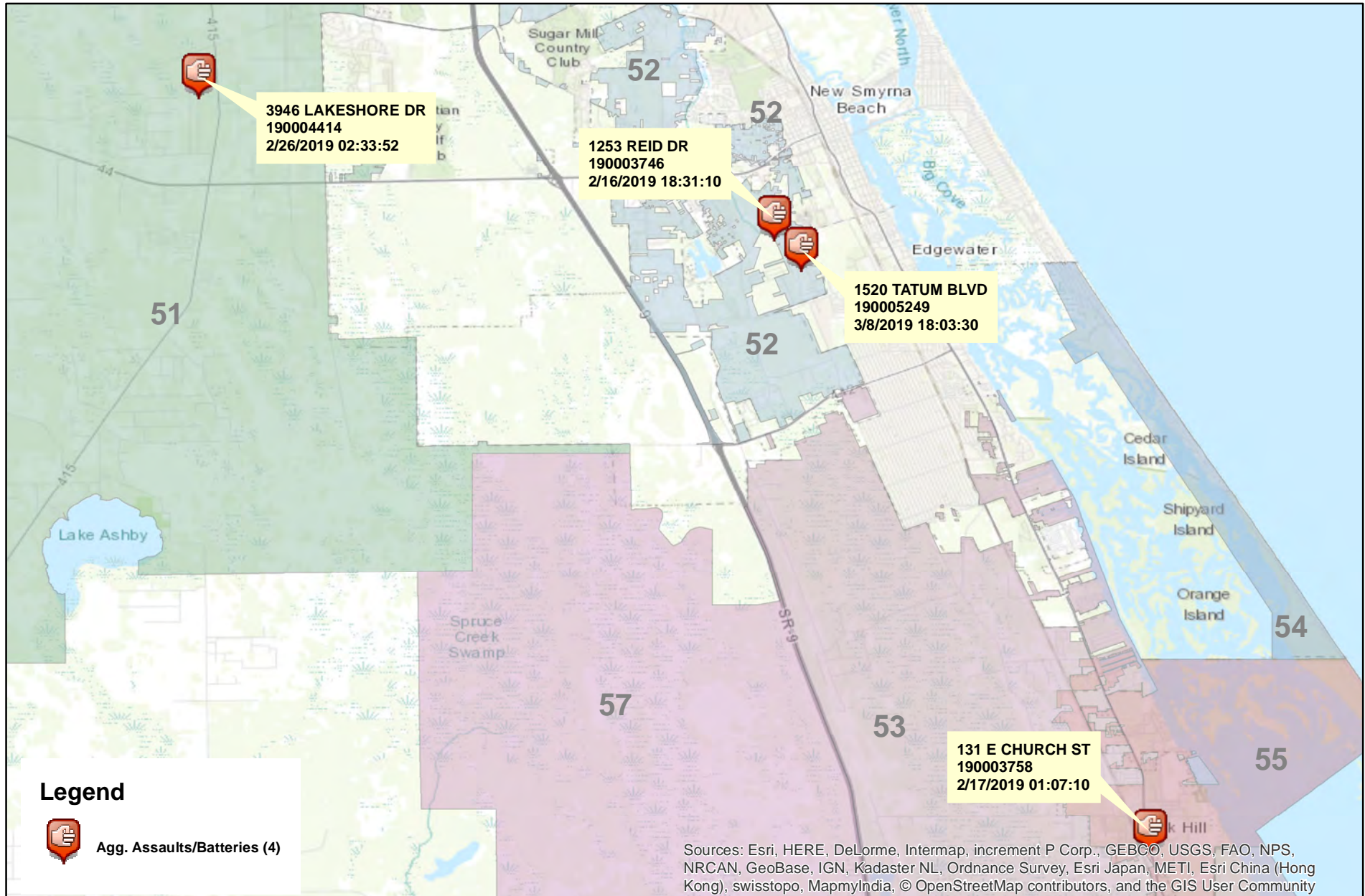
* Map reflects total number of Incidents and not total number of victims



This is not a legal document. due to address incompatibilities, some incidents may not be represented and the information on this map should not be viewed as the legal representation of property boundaries, roads, facilities. etc.

District 3 South Aggravated Assaults and Batteries

02/10/2019 thru 03/09/2019



Prepared by: VC Crime Center
 Crime Intelligence Analyst
 Volusia County Sheriff's Office
 Printed On: 3/12/2019

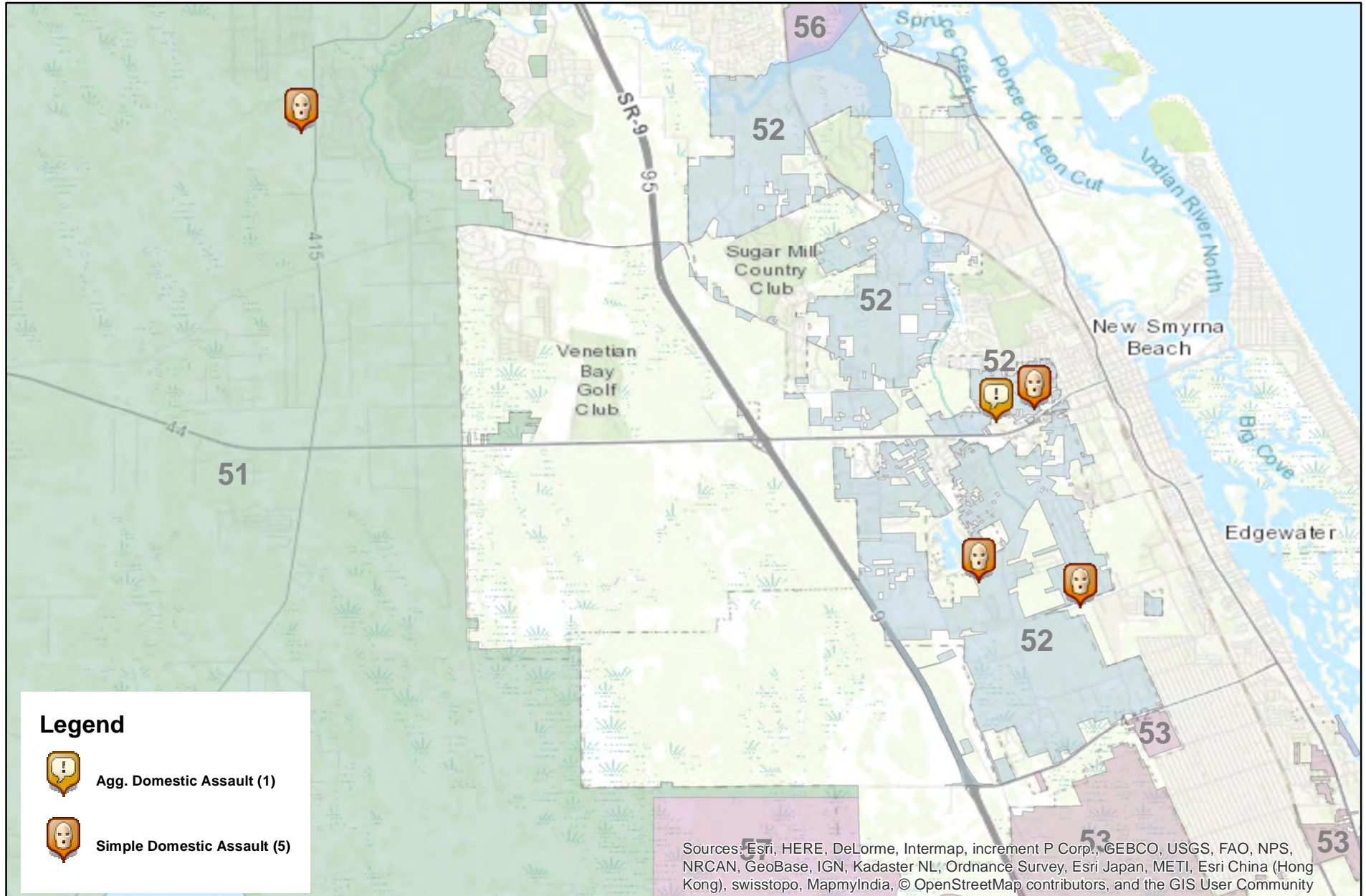
0 0.5 1 2 3 4 5 Miles
 * Map reflects total number of Incidents and not total number of victims



This is not a legal document. due to address incompatibilities, some incidents may not be represented and the information on this map should not be viewed as the legal representation of property boundaries, roads, facilities. etc.

District 3 South Domestic Assaults and Batteries

02/10/2019 thru 03/09/2019



Prepared by: VC Crime Center
 Crime Intelligence Analyst
 Volusia County Sheriff's Office
 Printed On: 3/12/2019

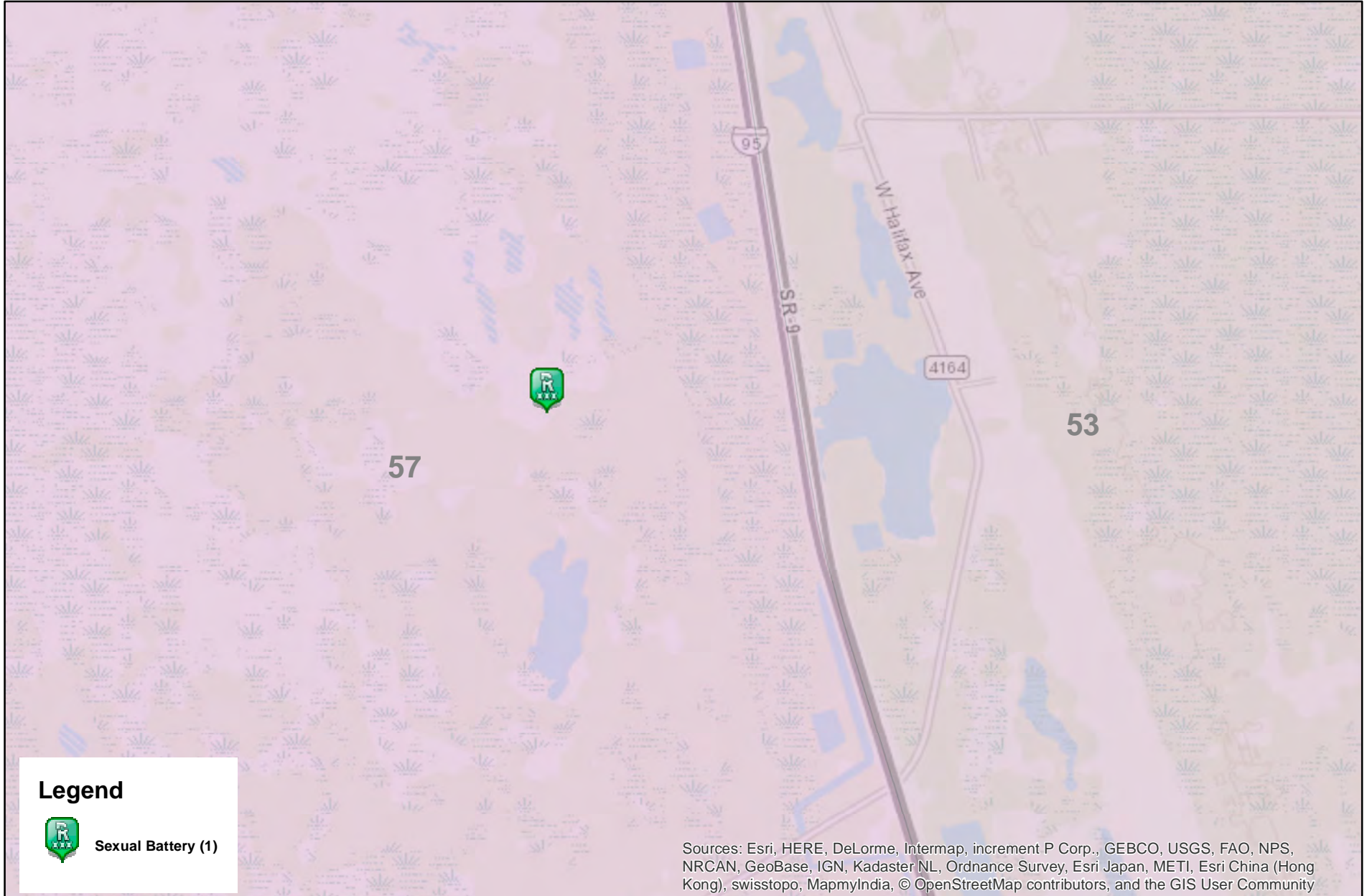
0 0.5 1 2 3 Miles
 * Map reflects total number of Incidents and not total number of victims



This is not a legal document. due to address incompatibilities, some incidents may not be represented and the information on this map should not be viewed as the legal representation of property boundaries, roads, facilities. etc.

District 3 South Sexual Batteries

02/10/2019 thru 03/09/2019



Prepared by: VC Crime Center
Crime Intelligence Analyst
Volusia County Sheriff's Office
Printed On: 3/12/2019

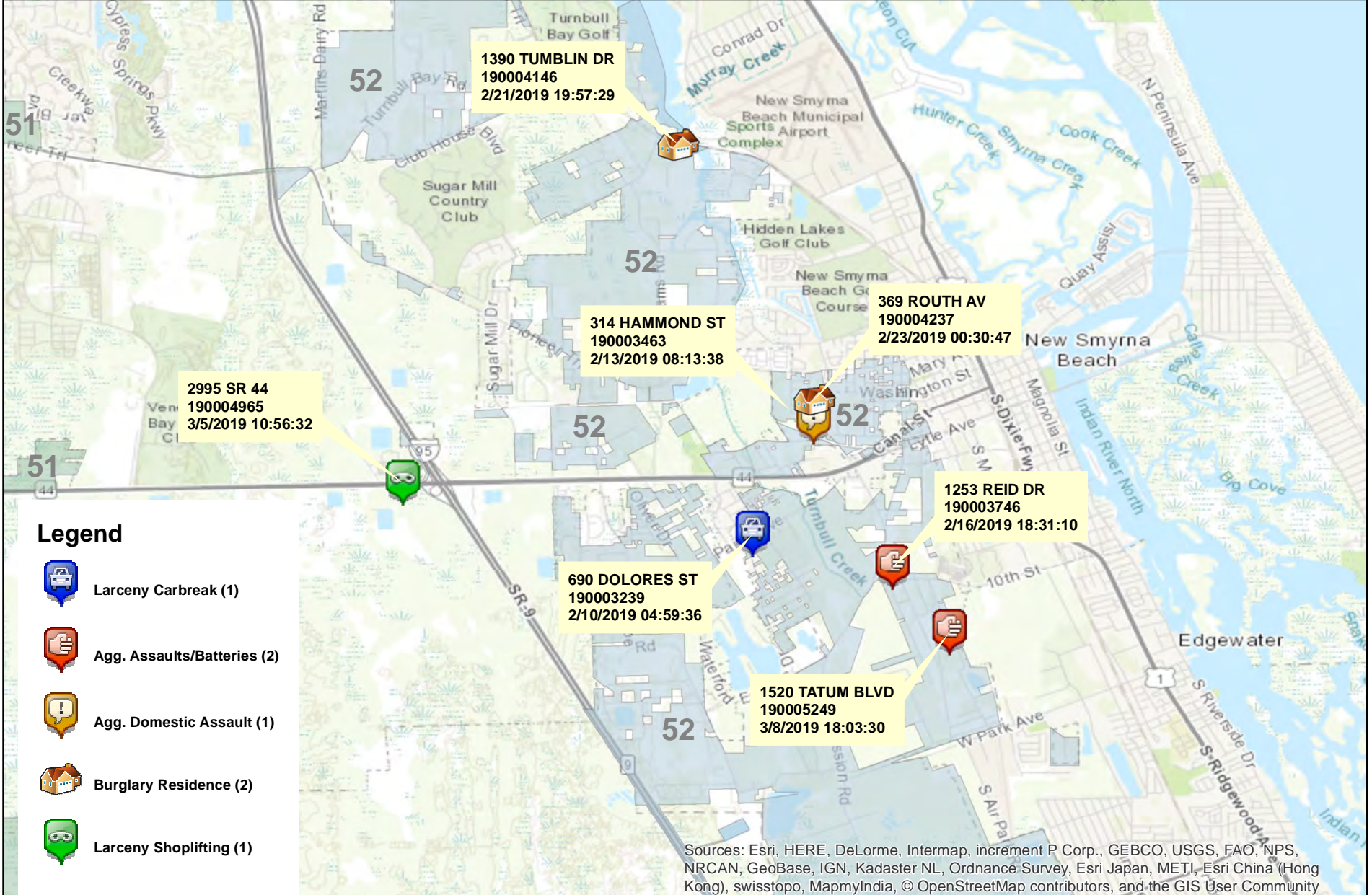
0 0.5 1 Miles
* Map reflects total number of Incidents and not total number of victims




This is not a legal document.
due to address incompatibilities, some
incidents may not be represented and
the information on this map should not be
viewed as the legal representation of
property boundaries, roads, facilities. etc.

District 3 South Hot Zone 52

02/10/2019 thru 03/09/2019



Prepared by: VC Crime Center
 Crime Intelligence Analyst
 Volusia County Sheriff's Office
 Printed On: 3/12/2019



This is not a legal document. due to address incompatibilities, some incidents may not be represented and the information on this map should not be viewed as the legal representation of property boundaries, roads, facilities. etc.

District 3 South - Part 1 Crimes by Zone 02/10/2019 through 03/09/2019

Volusia County Sheriff's Office	Total	51	52	53	54	55	57
Total	<u>19</u>	<u>3</u>	<u>7</u>	<u>4</u>	<u>1</u>	<u>3</u>	<u>1</u>
Aggravated Assaults	<u>5</u>	<u>1</u>	<u>3</u>	<u>0</u>	<u>0</u>	<u>1</u>	<u>0</u>
Auto Thefts	<u>0</u>	<u>0</u>	<u>0</u>	<u>0</u>	<u>0</u>	<u>0</u>	<u>0</u>
Burglary Non-Residence	<u>0</u>	<u>0</u>	<u>0</u>	<u>0</u>	<u>0</u>	<u>0</u>	<u>0</u>
Burglary Residence	<u>3</u>	<u>0</u>	<u>2</u>	<u>0</u>	<u>0</u>	<u>1</u>	<u>0</u>
Homicide	<u>0</u>	<u>0</u>	<u>0</u>	<u>0</u>	<u>0</u>	<u>0</u>	<u>0</u>
Larceny All Other	<u>4</u>	<u>1</u>	<u>0</u>	<u>3</u>	<u>0</u>	<u>0</u>	<u>0</u>
Larceny Carbreak	<u>5</u>	<u>1</u>	<u>1</u>	<u>1</u>	<u>1</u>	<u>1</u>	<u>0</u>
Larceny Shoplifting	<u>1</u>	<u>0</u>	<u>1</u>	<u>0</u>	<u>0</u>	<u>0</u>	<u>0</u>
Robbery Armed	<u>0</u>	<u>0</u>	<u>0</u>	<u>0</u>	<u>0</u>	<u>0</u>	<u>0</u>
Robbery Strongarmed	<u>0</u>	<u>0</u>	<u>0</u>	<u>0</u>	<u>0</u>	<u>0</u>	<u>0</u>
Sexual Battery	<u>1</u>	<u>0</u>	<u>0</u>	<u>0</u>	<u>0</u>	<u>0</u>	<u>1</u>

*The Aggravated Assault, Auto Theft,& Sexual Battery statistics reflect the total number of incidents, it does not indicate the total number of victims or vehicles.

The Highlighted numbers indicate zones with higher levels of activity.

Last UCR build date: 3/11/2019 4:31:00 PM

COMPSTAT REPORT

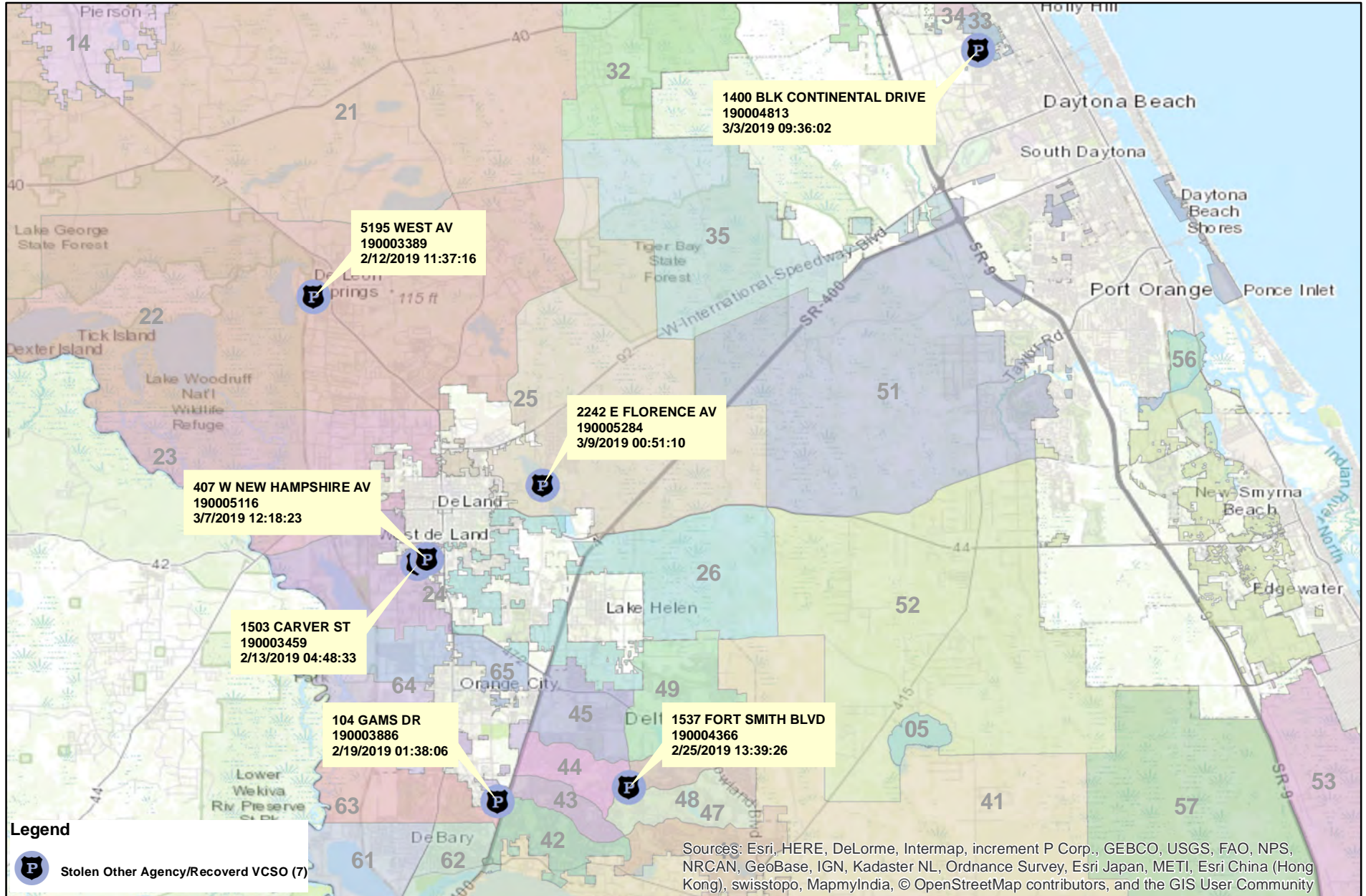


INVESTIGATIVE SERVICES SECTION


Period 19-2: February 10, 2019 – March 9, 2019

Captain Brian Henderson

Agencywide Auto Recoveries 02/10/2019 thru 03/09/2019



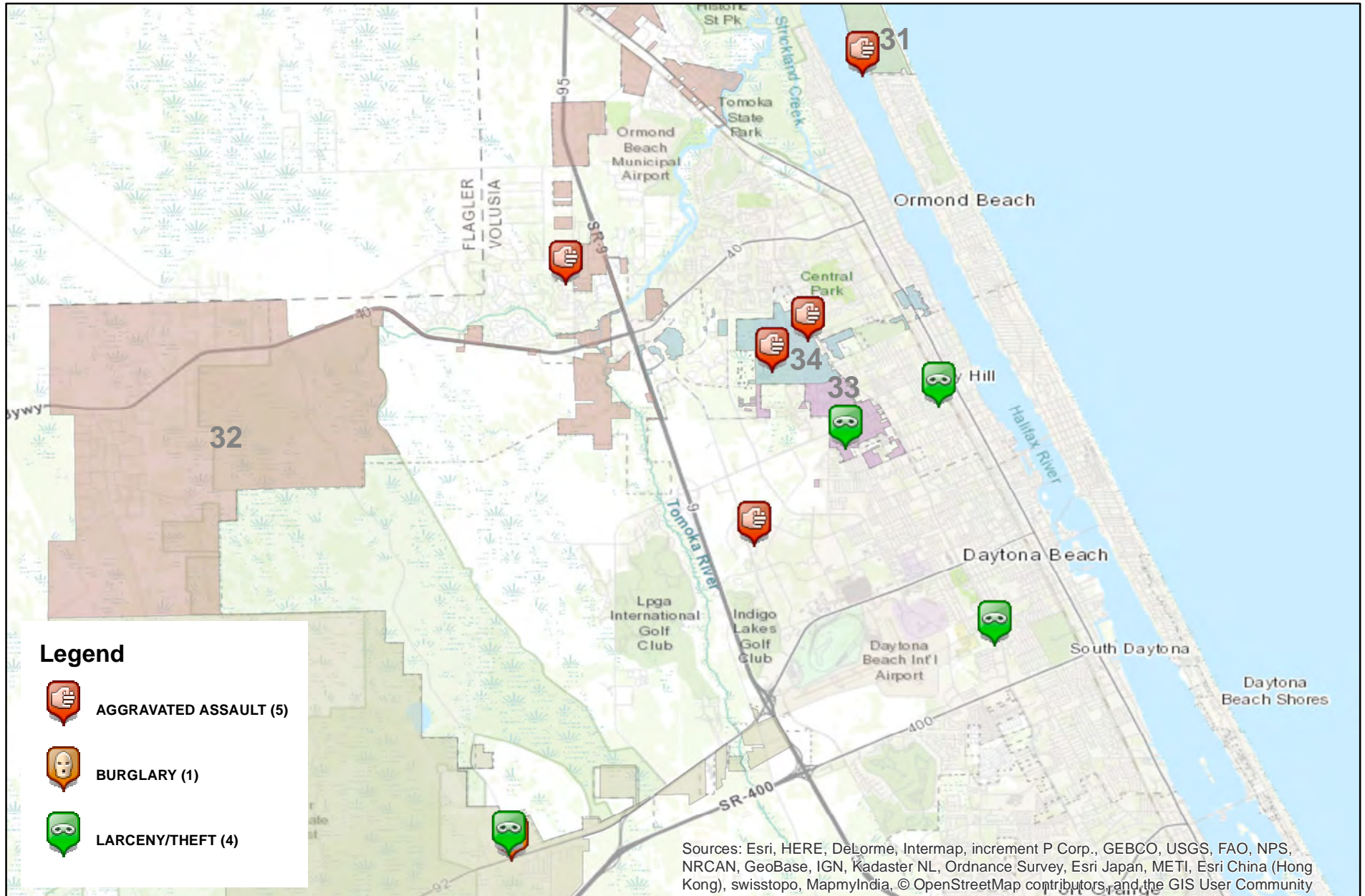
Prepared by: VC Crime Center
 Crime Intelligence Analyst
 Volusia County Sheriff's Office
 Printed On: 3/12/2019



This is not a legal document.
 Due to address incompatibilities, some incidents may not be represented and the information on this map should not be viewed as the legal representation of property boundaries, roads, facilities, etc.

District 3 North Part I Arrests by Location

02/10/2019 thru 03/09/2019



Prepared by: VC Crime Center
 Crime Intelligence Analyst
 Volusia County Sheriff's Office
 Printed On: 3/12/2019

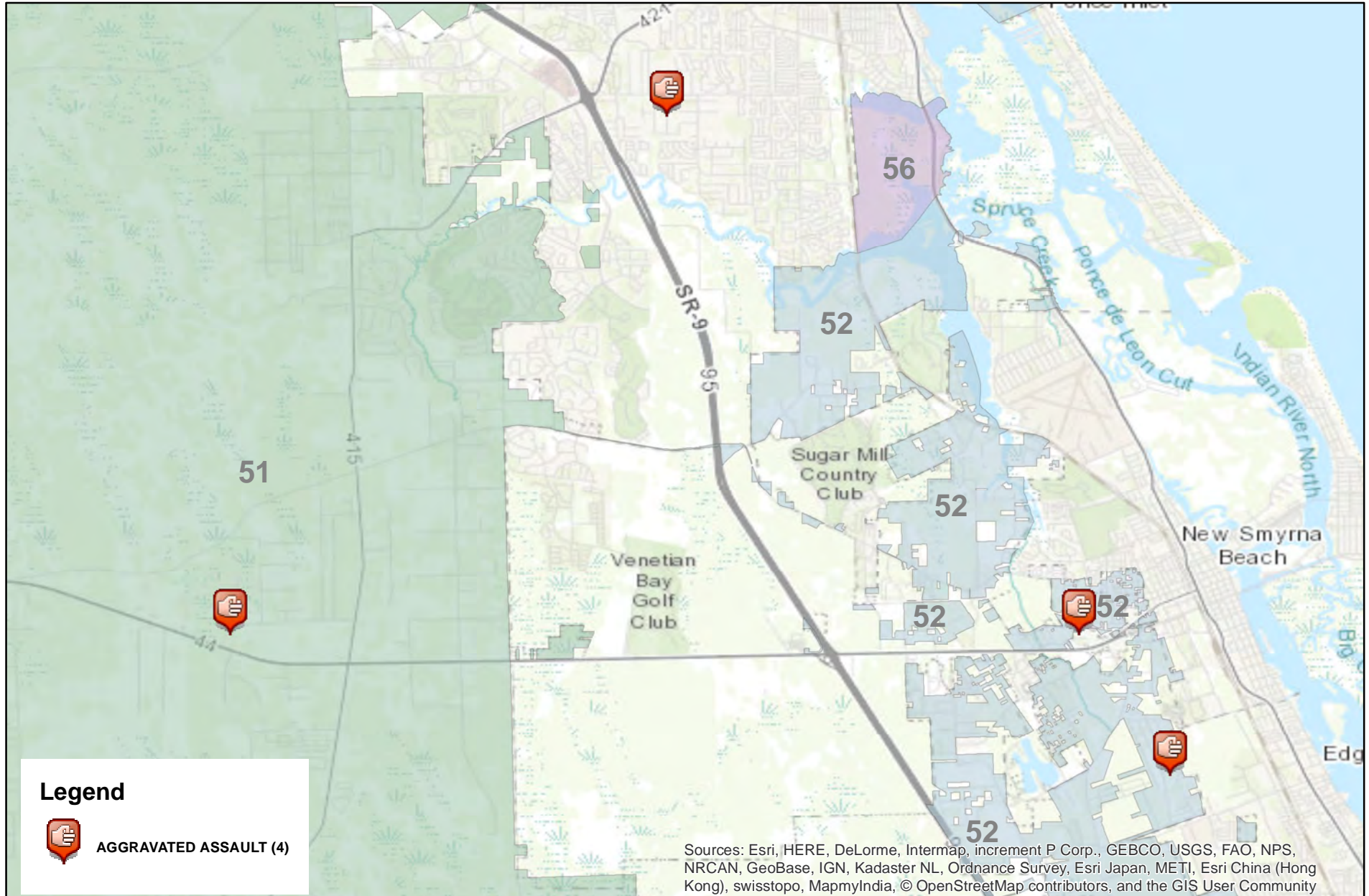
0 0.5 1 2 3 4 5 Miles
 * Map reflects total number of Incidents and not total number of victims



This is not a legal document. due to address incompatibilities, some incidents may not be represented and the information on this map should not be viewed as the legal representation of property boundaries, roads, facilities. etc.

District 3 South Part I Arrests by Location

02/10/2019 thru 03/09/2019



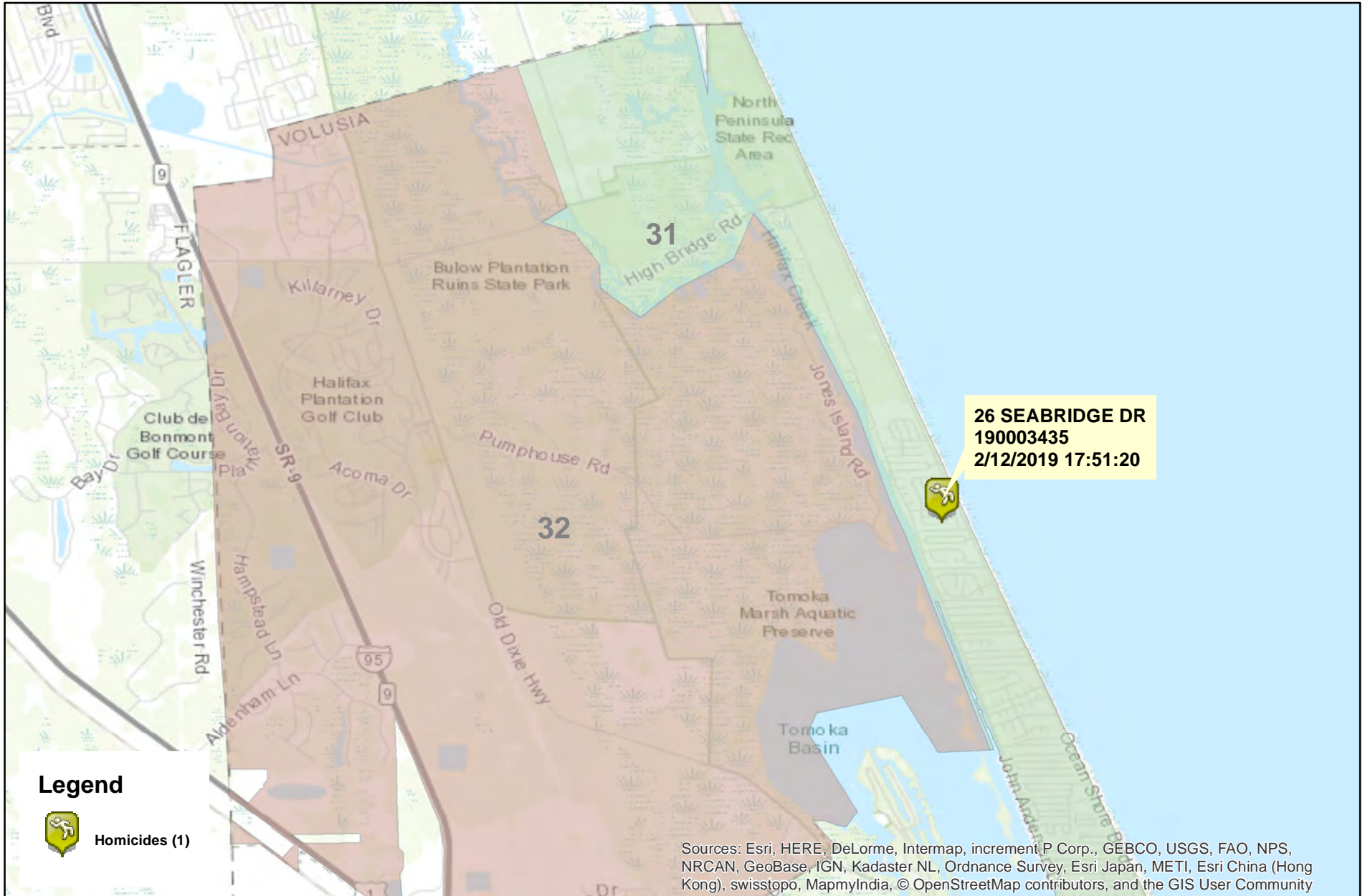
Prepared by: VC Crime Center
 Crime Intelligence Analyst
 Volusia County Sheriff's Office
 Printed On: 3/12/2019

0 0.5 1 2 3 Miles
 * Map reflects total number of Incidents and not total number of victims



This is not a legal document. due to address incompatibilities, some incidents may not be represented and the information on this map should not be viewed as the legal representation of property boundaries, roads, facilities. etc.

District 3 North Homicides 2019



Prepared by: VC Crime Center
Crime Intelligence Analyst
Volusia County Sheriff's Office
Printed On: 3/12/2019

0 0.5 1 2 Miles
* Map reflects total number of Incidents and not total number of victims



This is not a legal document.
due to address incompatibilities, some incidents may not be represented and the information on this map should not be viewed as the legal representation of property boundaries, roads, facilities. etc.

COMPSTAT REPORT

UPCOMING EVENTS

- **Spring Family Fun Day:** [Saturday, March 16, 2019 at 1100 hours](#), International Speedway Square, 2500 W International Speedway Blvd, Daytona Beach.
- **Gobblers Run/Walk for Heroes:** [Saturday, March 30, 2019 at 0800 hours](#), 385 Gobblers Lodge Rd, Osteen.
- **Easter Egg Hunt:** [Saturday, April 6, 2019 at 0900 hours](#), Gemini Springs Park, 37 Dirksen Dr, Debary.
- **VCSO Torch Run benefiting the Special Olympics:** [Friday, April 12, 2019 at 0900 hours](#), Old Fort Park, 115 Julia St, New Smyrna Beach.
- **Central Florida Pregnancy Crisis Center Fundraiser:** [Saturday, April 13, 2019 at 0800 hours](#), Gemini Springs Park, 37 Dirksen Dr, Debary.
- **Next Countywide CompStat Session:** [Thursday, April 11, 2019 at 1800 hours](#), Deltona City Hall, 2345 Providence Blvd, Deltona, Reporting Period 19-03: March 10, 2019 – April 6, 2019.