

# COMPSTAT REPORT



## DISTRICT 4 - DELTONA

**Period 17-7: Mar. 26, 2017 thru Apr. 8, 2017**

***Sheriff Michael J. Chitwood***

*Chief Deputy John W. Creamer*

# COMPSTAT REPORT



## CRIME STATISTICS – ALL DISTRICTS

**Period 17-7: Mar. 26, 2017 thru Apr. 8, 2017**

***Sheriff Michael J. Chitwood***

*Chief Deputy John W. Creamer*

## COMPSTAT STATISTICAL CRIME COMPARISON TO PREVIOUS PERIODS

COUNTYWIDE	2/12/2017	3/26/2017		2/26/2017	3/26/2017		3/12/2017	3/26/2017		
Volusia County Sheriff's Office	2/25/2017	4/8/2017		3/11/2017	4/8/2017		3/25/2017	4/8/2017		3 Periods
VCSO Offense Data	Compstat 4	Compstat 7	% Change	Compstat 5	Compstat 7	% Change	Compstat 6	Compstat 7	% Change	Average % Change
Homicides	0	0	0%	1	0	-100%	0	<u>0</u>	0%	-33%
Auto Thefts	5	12	140%	10	12	20%	12	<u>12</u>	0%	53%
<b>Total Burglaries</b>	<b>21</b>	<b>32</b>	52%	<b>32</b>	<b>32</b>	0%	<b>14</b>	<b>32</b>	129%	60%
Residence	14	26	86%	28	26	-7%	14	<u>26</u>	86%	55%
Non Residence	7	6	-14%	4	6	50%	0	<u>6</u>	N/A	12%
<b>Total Larcenies</b>	<b>74</b>	<b>91</b>	23%	<b>89</b>	<b>91</b>	2%	<b>55</b>	<b>91</b>	65%	30%
Larcenies	54	60	11%	55	60	9%	33	<u>60</u>	82%	34%
Larceny Carbreak	14	22	57%	20	22	10%	16	<u>22</u>	38%	35%
Larceny Shoplifting	5	4	-20%	10	4	-60%	5	<u>4</u>	-20%	-33%
Larceny Bicycle	1	5	400%	4	5	25%	1	<u>5</u>	400%	275%
<b>Total Robberies</b>	<b>4</b>	<b>5</b>	25%	<b>2</b>	<b>5</b>	150%	<b>3</b>	<b>5</b>	67%	81%
Armed	1	3	200%	0	3	N/A	1	<u>3</u>	200%	133%
Strongarmed	3	2	-33%	2	2	0%	2	<u>2</u>	0%	-11%
<b>Total Agg. Assaults/Bat.</b>	<b>13</b>	<b>25</b>	92%	<b>23</b>	<b>25</b>	9%	<b>18</b>	<b>25</b>	39%	47%
Agg. Assaults/Batteries	7	14	100%	17	14	-18%	10	<u>14</u>	40%	41%
Agg. Domestic Assault/Batteries	6	11	83%	6	11	83%	8	<u>11</u>	38%	68%
Person Shot	2	0	-100%	1	0	-100%	1	<u>0</u>	-100%	-100%
<b>Total Sexual Bat.</b>	<b>3</b>	<b>12</b>	300%	<b>7</b>	<b>12</b>	71%	<b>7</b>	<b>12</b>	71%	148%
Sexual Battery	1	6	500%	3	6	100%	3	<u>6</u>	100%	233%
Sexual Battery Child	2	6	200%	4	6	50%	4	<u>6</u>	50%	100%
<b>Total Part One Crimes</b>	<b>122</b>	<b>177</b>	45%	<b>164</b>	<b>177</b>	8%	<b>109</b>	<b>177</b>	62%	38%
Part One Property Crimes	100	135	35%	131	135	3%	81	<u>135</u>	67%	35%
Part One Person Crimes	22	42	91%	33	42	27%	28	<u>42</u>	50%	56%
<b>Total Calls For Service</b>	<b>5,614</b>	<b>5,316</b>	-5%	<b>5,598</b>	<b>5,316</b>	-5%	<b>5,659</b>	<b>5,316</b>	-6%	-5%
Firearm Offenses	5	6	20%	5	6	20%	7	<u>6</u>	-14%	9%
All Domestic Violence Cases	51	52	2%	72	52	-28%	53	<u>52</u>	-2%	-9%

NOTE: This Crime data is preliminary and subject to reclassification upon further investigation. N/A = Not Applicable  
Last UCR build date: 4/10/2017

**January 1, 2017 through April 8, 2017 compared to the same periods in 2015 and 2016**

<b>Volusia County Sheriff's Office</b>	<b>YTD</b>	<b>YTD</b>	<b>2015-2016</b>	<b>YTD</b>	<b>YTD</b>	<b>2016-2017</b>	<b>YTD</b>	<b>YTD</b>	<b>2015-2017</b>
<b>COUNTYWIDE</b>	<b>2015</b>	<b>2016</b>	<b>% Change</b>	<b>2016</b>	<b>2017</b>	<b>%Change</b>	<b>2015</b>	<b>2017</b>	<b>%Change</b>
Homicides	1	1	0%	1	2	100%	1	<u>2</u>	100%
Auto Thefts	66	50	-24%	50	68	36%	66	<u>68</u>	3%
<b>Total Burglaries</b>	<b>248</b>	<b>242</b>	-2%	<b>242</b>	<b>170</b>	-30%	<b>248</b>	<b>170</b>	-31%
Residence	197	194	-2%	194	145	-25%	197	<u>145</u>	-26%
Non Residence	51	48	-6%	48	25	-48%	51	<u>25</u>	-51%
<b>Total Larcenies</b>	<b>762</b>	<b>686</b>	-10%	<b>686</b>	<b>582</b>	-15%	<b>762</b>	<b>582</b>	-24%
Larcenies	428	396	-7%	396	358	-10%	428	<u>358</u>	-16%
Larceny Carbreak	200	219	10%	219	152	-31%	200	<u>152</u>	-24%
Larceny Shoplifting	94	47	-50%	47	50	6%	94	<u>50</u>	-47%
Larceny Bicycle	40	24	-40%	24	22	-8%	40	<u>22</u>	-45%
<b>Total Robberies</b>	<b>18</b>	<b>20</b>	11%	<b>20</b>	<b>30</b>	50%	<b>18</b>	<b>30</b>	67%
Armed	2	8	300%	8	13	63%	2	<u>13</u>	550%
Strongarmed	16	12	-25%	12	17	42%	16	<u>17</u>	6%
<b>Total Agg. Assaults/Bat.</b>	<b>131</b>	<b>99</b>	-24%	<b>99</b>	<b>136</b>	37%	<b>131</b>	<b>136</b>	4%
Agg. Assaults/Batteries	61	57	-7%	57	75	32%	61	<u>75</u>	23%
Agg. Domestic Assault/Batteries	70	42	-40%	42	61	45%	70	<u>61</u>	-13%
Person Shot	4	5	25%	5	9	80%	4	<u>9</u>	125%
<b>Total Sexual Bat.</b>	<b>27</b>	<b>44</b>	63%	<b>44</b>	<b>35</b>	-20%	<b>27</b>	<b>35</b>	30%
Sexual Battery	4	13	225%	13	13	0%	4	<u>13</u>	225%
Sexual Battery Child	23	31	35%	31	22	-29%	23	<u>22</u>	-4%
<b>Total Part One Crimes</b>	<b>1,252</b>	<b>1,142</b>	-9%	<b>1,142</b>	<b>1,025</b>	-10%	<b>1,252</b>	<b>1,025</b>	-18%
Part One Property Crimes	1,076	978	-9%	978	820	-16%	1,076	<u>820</u>	-24%
Part One Person Crimes	176	164	-7%	164	205	25%	176	<u>205</u>	16%
<b>Total Calls For Service</b>	<b>37,721</b>	<b>35,513</b>	-6%	<b>35,513</b>	<b>38,836</b>	9%	<b>37,721</b>	<b>38,836</b>	3%
Firearm Offenses	19	22	16%	22	46	109%	19	<u>46</u>	142%
All Domestic Violence Cases	461	379	-18%	379	388	2%	461	<u>388</u>	-16%

NOTE: This Crime data is preliminary and subject to reclassification upon further investigation. There were incidents that did not code into either district. These are included in the Countywide Total. N/A = Not Applicable  
Last UCR build date: 4/10/2017

<b>Volusia County Sheriff Office</b>	3/12/2017	3/26/2017	Percent	3/26/2016	3/26/2017	Percent
<b>Arrest Data</b>	3/25/2017	4/8/2017	Change	4/8/2016	4/8/2017	Change
Homicides	1	0	-100%	0	<u>0</u>	0%
Auto Thefts	3	0	-100%	2	<u>0</u>	-100%
<b>Total Burglaries</b>	<b>9</b>	<b>15</b>	67%	<b>11</b>	<b>15</b>	36%
Residence	2	8	300%	5	<u>8</u>	60%
Non Residence	7	7	0%	6	<u>7</u>	17%
<b>Total Larcenies</b>	<b>6</b>	<b>9</b>	50%	<b>11</b>	<b>9</b>	-18%
Larcenies	3	9	200%	4	<u>9</u>	125%
Larceny Carbreak	0	0	0%	0	<u>0</u>	0%
Larceny Shoplifting	3	0	-100%	7	<u>0</u>	-100%
Larceny Bicycle	0	0	0%	0	<u>0</u>	0%
<b>Total Robberies</b>	<b>0</b>	<b>1</b>	N/A	<b>3</b>	<b>1</b>	-67%
Armed	0	0	0%	0	<u>0</u>	0%
Strongarmed	0	0	0%	3	<u>0</u>	-100%
<b>Total Agg. Assaults/Batteries</b>	<b>14</b>	<b>13</b>	-7%	<b>20</b>	<b>13</b>	-35%
Agg. Assaults/Batteries	5	3	-40%	9	<u>3</u>	-67%
Agg. Domestic/Batteries	9	10	11%	11	<u>10</u>	-9%
<b>Total Sexual Batteries</b>	<b>1</b>	<b>1</b>	0%	<b>0</b>	<b>1</b>	N/A
Sexual Battery	0	0	0%	0	<u>0</u>	0%
Sexual Battery Child	1	1	0%	0	<u>1</u>	N/A
<b>Total Part 1 Arrests</b>	<b>34</b>	<b>39</b>	15%	<b>47</b>	<b>39</b>	-17%
Non-Violent Crime Arrests	18	24	33%	24	24	0%
Violent Crime Arrests	16	15	-6%	23	15	-35%
Prostitution	0	2	N/A	0	<u>2</u>	N/A
Narcotics	60	57	-5%	65	<u>57</u>	-12%
Miscellaneous	439	406	-8%	373	<u>406</u>	9%
<b>Total Arrests</b>	<b>533</b>	<b>504</b>	-5%	<b>485</b>	<b>504</b>	4%
	CompStat 6	CompStat 7		LY CompStat 7	CompStat 7	

NOTE: This data is to be used internally for Volusia County Sheriff's Office use only. This Crime data is Preliminary and subject to reclassification upon further Investigation. N/A = Not Applicable

# COMPSTAT REPORT



## CRIME STATISTICS – DISTRICT 4

**Period 17-7: Mar. 26, 2017 thru Apr. 8, 2017**

*Captain Erik J. Eagan*

## COMPSTAT STATISTICAL CRIME COMPARISON TO PREVIOUS PERIODS

District 4	2/12/2017	3/26/2017		2/26/2017	3/26/2017		3/12/2017	3/26/2017		
Volusia County Sheriff's Office	2/25/2017	4/8/2017		3/11/2017	4/8/2017		3/25/2017	4/8/2017		3 Periods
VCSO Offense Data	Compstat 4	Compstat 7	% Change	Compstat 5	Compstat 7	% Change	Compstat 6	Compstat 7	% Change	Average % Change
Homicides	0	0	0%	1	0	-100%	0	<u>0</u>	0%	-33%
Auto Thefts	2	2	0%	2	2	0%	5	<u>2</u>	-60%	-20%
<b>Total Burglaries</b>	<b>8</b>	<b>11</b>	38%	<b>12</b>	<b>11</b>	-8%	<b>3</b>	<b>11</b>	267%	99%
Residence	5	8	60%	11	8	-27%	3	<u>8</u>	167%	66%
Non Residence	3	3	0%	1	3	200%	0	<u>3</u>	N/A	67%
<b>Total Larcenies</b>	<b>29</b>	<b>30</b>	3%	<b>36</b>	<b>30</b>	-17%	<b>13</b>	<b>30</b>	131%	39%
Larcenies	19	18	-5%	21	18	-14%	8	<u>18</u>	125%	35%
Larceny Carbreak	6	9	50%	9	9	0%	3	<u>9</u>	200%	83%
Larceny Shoplifting	3	2	-33%	5	2	-60%	2	<u>2</u>	0%	-31%
Larceny Bicycle	1	1	0%	1	1	0%	0	<u>1</u>	N/A	0%
<b>Total Robberies</b>	<b>0</b>	<b>2</b>	N/A	<b>0</b>	<b>2</b>	N/A	<b>2</b>	<b>2</b>	0%	0%
Armed	0	2	N/A	0	2	N/A	0	<u>2</u>	N/A	0%
Strongarmed	0	0	0%	0	0	0%	2	<u>0</u>	-100%	-33%
<b>Total Agg. Assaults/Bat.</b>	<b>4</b>	<b>10</b>	150%	<b>11</b>	<b>10</b>	-9%	<b>6</b>	<b>10</b>	67%	69%
Agg. Assaults/Batteries	1	7	600%	9	7	-22%	4	<u>7</u>	75%	218%
Agg. Domestic Assault/Batteries	3	3	0%	2	3	50%	2	<u>3</u>	50%	33%
Person Shot	0	0	0%	1	0	-100%	1	<u>0</u>	-100%	-67%
<b>Total Sexual Bat.</b>	<b>0</b>	<b>7</b>	N/A	<b>3</b>	<b>7</b>	133%	<b>3</b>	<b>7</b>	133%	89%
Sexual Battery	0	3	N/A	2	3	50%	1	<u>3</u>	200%	83%
Sexual Battery Child	0	4	N/A	1	4	300%	2	<u>4</u>	100%	133%
<b>Total Part One Crimes</b>	<b>44</b>	<b>62</b>	41%	<b>65</b>	<b>62</b>	-5%	<b>32</b>	<b>62</b>	94%	43%
Part One Property Crimes	39	43	10%	50	43	-14%	21	<u>43</u>	105%	34%
Part One Person Crimes	5	19	280%	15	19	27%	11	<u>19</u>	73%	126%
<b>Total Calls For Service</b>	<b>1,686</b>	<b>1,640</b>	-3%	<b>1,743</b>	<b>1,640</b>	-6%	<b>1,616</b>	<b>1,640</b>	1%	-2%
Firearm Offenses	1	3	200%	2	3	50%	3	<u>3</u>	0%	83%
All Domestic Violence Cases	22	14	-36%	37	14	-62%	25	<u>14</u>	-44%	-48%

NOTE: This Crime data is preliminary and subject to reclassification upon further investigation. N/A = Not Applicable  
Last UCR build date: 4/10/2017

**January 1, 2017 through April 8, 2017 compared to the same periods in 2015 and 2016**

<b>Volusia County Sheriff's Office</b>	<b>YTD</b>	<b>YTD</b>	<b>2015-2016</b>	<b>YTD</b>	<b>YTD</b>	<b>2016-2017</b>	<b>YTD</b>	<b>YTD</b>	<b>2015-2017</b>	<b>% OF</b>
<b>District 4</b>	<b>2015</b>	<b>2016</b>	<b>% Change</b>	<b>2016</b>	<b>2017</b>	<b>%Change</b>	<b>2015</b>	<b>2017</b>	<b>%Change</b>	<b>COUNTYWIDE</b>
Homicides	1	0	-100%	0	1	N/A	1	<u>1</u>	0%	50%
Auto Thefts	18	17	-6%	17	18	6%	18	<u>18</u>	0%	26%
<b>Total Burglaries</b>	<b>96</b>	<b>96</b>	0%	<b>96</b>	<b>56</b>	-42%	<b>96</b>	<b>56</b>	-42%	<b>33%</b>
Residence	82	81	-1%	81	46	-43%	82	<u>46</u>	-44%	32%
Non Residence	14	15	7%	15	10	-33%	14	<u>10</u>	-29%	40%
<b>Total Larcenies</b>	<b>317</b>	<b>252</b>	-21%	<b>252</b>	<b>210</b>	-17%	<b>317</b>	<b>210</b>	-34%	<b>36%</b>
Larcenies	150	149	-1%	149	112	-25%	150	<u>112</u>	-25%	31%
Larceny Carbreak	77	66	-14%	66	62	-6%	77	<u>62</u>	-19%	41%
Larceny Shoplifting	77	31	-60%	31	29	-6%	77	<u>29</u>	-62%	58%
Larceny Bicycle	13	6	-54%	6	7	17%	13	<u>7</u>	-46%	32%
<b>Total Robberies</b>	<b>7</b>	<b>9</b>	29%	<b>9</b>	<b>9</b>	0%	<b>7</b>	<b>9</b>	29%	<b>30%</b>
Armed	0	4	N/A	4	6	50%	0	<u>6</u>	N/A	46%
Strongarmed	7	5	-29%	5	3	-40%	7	<u>3</u>	-57%	18%
<b>Total Agg. Assaults/Bat.</b>	<b>38</b>	<b>39</b>	3%	<b>39</b>	<b>56</b>	44%	<b>38</b>	<b>56</b>	47%	<b>N/A</b>
Agg. Assaults/Batteries	17	17	0%	17	29	71%	17	<u>29</u>	71%	39%
Agg. Domestic Assault/Batteries	21	22	5%	22	27	23%	21	<u>27</u>	29%	44%
Person Shot	1	2	100%	2	4	100%	1	<u>4</u>	300%	44%
<b>Total Sexual Bat.</b>	<b>11</b>	<b>22</b>	100%	<b>22</b>	<b>15</b>	-32%	<b>11</b>	<b>15</b>	36%	<b>43%</b>
Sexual Battery	0	3	N/A	3	6	100%	0	<u>6</u>	N/A	46%
Sexual Battery Child	11	19	73%	19	9	-53%	11	<u>9</u>	-18%	41%
<b>Total Part One Crimes</b>	<b>487</b>	<b>435</b>	-11%	<b>435</b>	<b>366</b>	-16%	<b>487</b>	<b>366</b>	-25%	<b>37%</b>
Part One Property Crimes	431	365	-15%	365	284	-22%	431	<u>284</u>	-34%	35%
Part One Person Crimes	56	70	25%	70	82	17%	56	<u>82</u>	46%	40%
<b>Total Calls For Service</b>	<b>12,540</b>	<b>11,805</b>	-6%	<b>11,805</b>	<b>11,654</b>	-1%	<b>12,540</b>	<b>11,654</b>	-7%	<b>30%</b>
Firearm Offenses	4	11	175%	11	18	64%	4	<u>18</u>	350%	39%
All Domestic Violence Cases	198	171	-14%	171	177	4%	198	<u>177</u>	-11%	46%

NOTE: This Crime data is preliminary and subject to reclassification upon further investigation. There were incidents that did not code into either district. These are included in the Countywide Total. N/A = Not Applicable

Last UCR build date: 4/10/2017

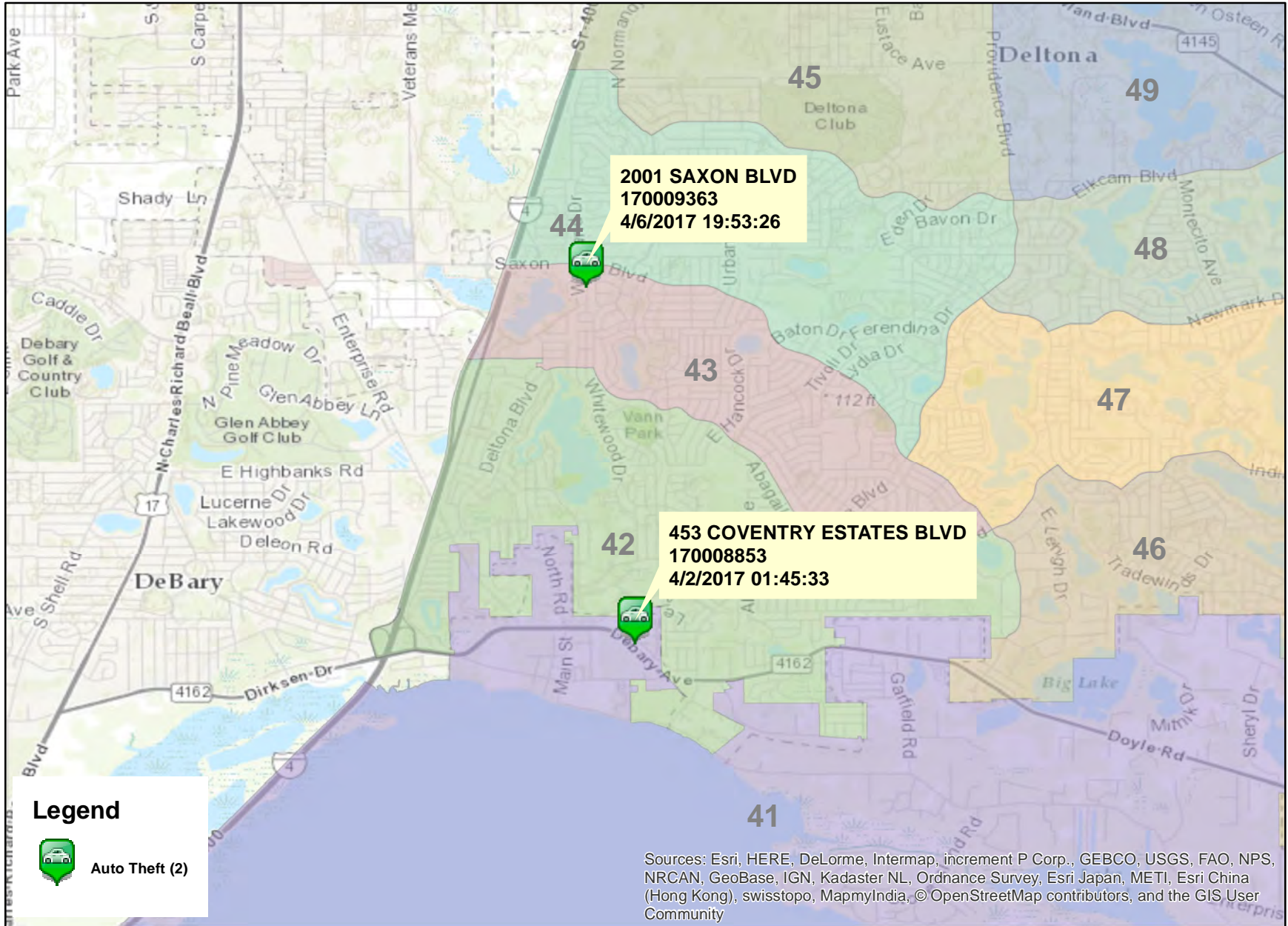


<b>Volusia County Sheriff's Office - District 4</b>	3/12/2017	3/26/2017	Percent	3/26/2016	3/26/2017	Percent
<b>Arrest Data (by Arrest Location)</b>	3/25/2017	4/8/2017	Change	4/8/2016	4/8/2017	Change
Homicides	0	0	0%	0	<u>0</u>	0%
Auto Thefts	0	0	0%	1	<u>0</u>	-100%
<b>Total Burglaries</b>	<b>7</b>	<b>2</b>	<b>-71%</b>	<b>2</b>	<b>2</b>	0%
Residence	2	1	<b>-50%</b>	1	<u>1</u>	0%
Non Residence	5	1	<b>-80%</b>	1	<u>1</u>	0%
<b>Total Larcenies</b>	<b>3</b>	<b>2</b>	<b>-33%</b>	<b>7</b>	<b>2</b>	-71%
Larcenies	2	2	0%	1	<u>2</u>	100%
Larceny Carbreak	0	0	0%	0	<u>0</u>	0%
Larceny Shoplifting	1	0	<b>-100%</b>	6	<u>0</u>	-100%
Larceny Bicycle	0	0	0%	0	<u>0</u>	0%
<b>Total Robberies</b>	<b>0</b>	<b>0</b>	0%	<b>1</b>	<b>0</b>	-100%
Armed	0	0	0%	0	<u>0</u>	0%
Strongarmed	0	0	0%	1	<u>0</u>	-100%
<b>Total Agg. Assaults/Batteries</b>	<b>5</b>	<b>7</b>	40%	<b>10</b>	<b>7</b>	-30%
Agg. Assaults/Batteries	0	2	N/A	2	<u>2</u>	0%
Agg. Domestic/Batteries	4	5	25%	8	<u>5</u>	-38%
<b>Total Sexual Batteries</b>	<b>0</b>	<b>0</b>	0%	<b>0</b>	<b>0</b>	0%
Sexual Battery	0	0	0%	0	<u>0</u>	0%
Sexual Battery Child	0	0	0%	0	<u>0</u>	0%
<b>Total Part 1 Arrests</b>	<b>15</b>	<b>11</b>	<b>-27%</b>	<b>21</b>	<b>11</b>	-48%
Non-Violent Crime Arrests	10	4	<b>-60%</b>	10	4	-60%
Violent Crime Arrests	5	7	40%	11	7	-36%
Prostitution	0	2	N/A	0	<u>2</u>	N/A
Narcotics	14	23	64%	13	<u>23</u>	77%
Miscellaneous	73	63	<b>-14%</b>	105	<u>63</u>	-40%
<b>Total Arrests</b>	<b>102</b>	<b>99</b>	<b>-3%</b>	<b>139</b>	<b>99</b>	-29%
	CompStat 6	CompStat 7		LY CompStat 7	CompStat 7	

NOTE: This data is to be used internally for Volusia County Sheriff's Office use only. This Crime data is Preliminary and subject to reclassification upon further Investigation. N/A = Not Applicable

# District 4 Auto Thefts

## 03/26/2017 thru 04/08/2017



Prepared by: Patrick Harding  
Crime Intelligence Analyst  
Volusia County Sheriff's Office  
Printed On: 4/11/2017

0 0.5 1 2 Miles

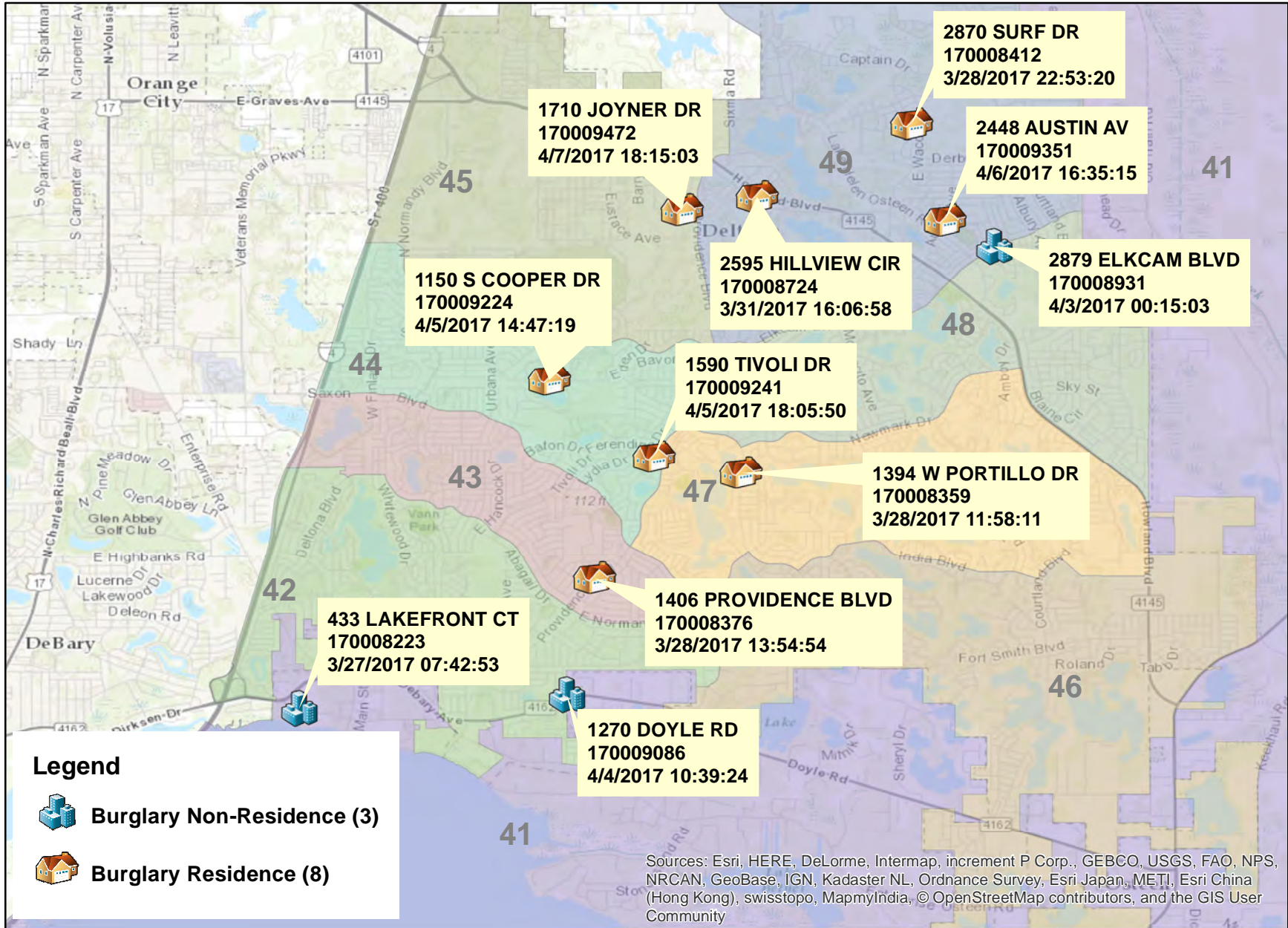
\* Map reflects total number of Incidents and not total number of victims



This is not a legal document. due to address incompatibilities, some incidents may not be represented and the information on this map should not be viewed as the legal representation of property boundaries, roads, facilities. etc.

# District 4 Burglaries

## 03/26/2017 thru 04/08/2017



Prepared by: Patrick Harding  
 Crime Intelligence Analyst  
 Volusia County Sheriff's Office  
 Printed On: 4/11/2017

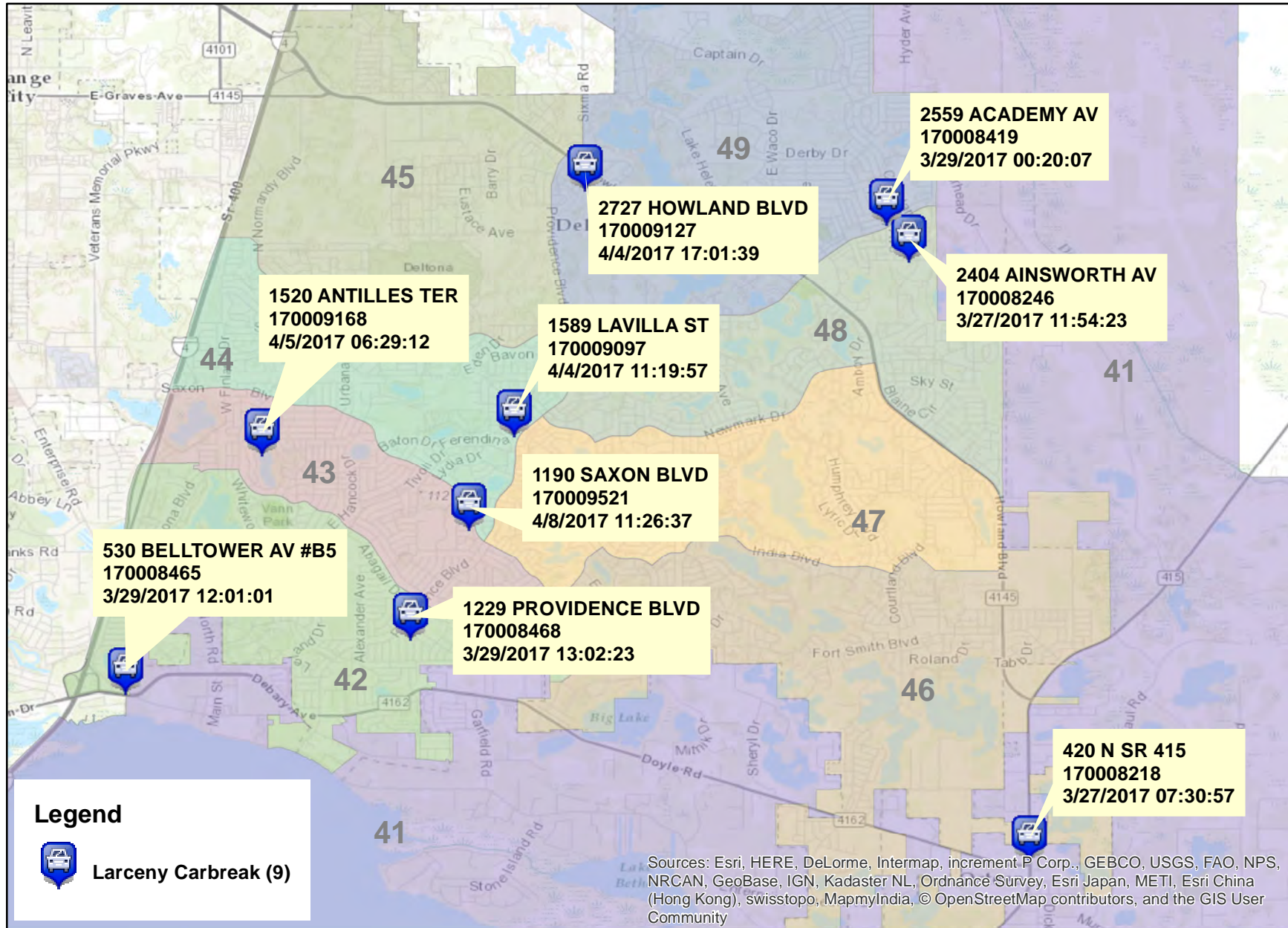


\* Map reflects total number of Incidents and not total number of victims



This is not a legal document. due to address incompatibilities, some incidents may not be represented and the information on this map should not be viewed as the legal representation of property boundaries, roads, facilities. etc.

# District 4 Larceny Carbreaks 03/26/2017 thru 04/08/2017



Prepared by: Patrick Harding  
 Crime Intelligence Analyst  
 Volusia County Sheriff's Office  
 Printed On: 4/11/2017



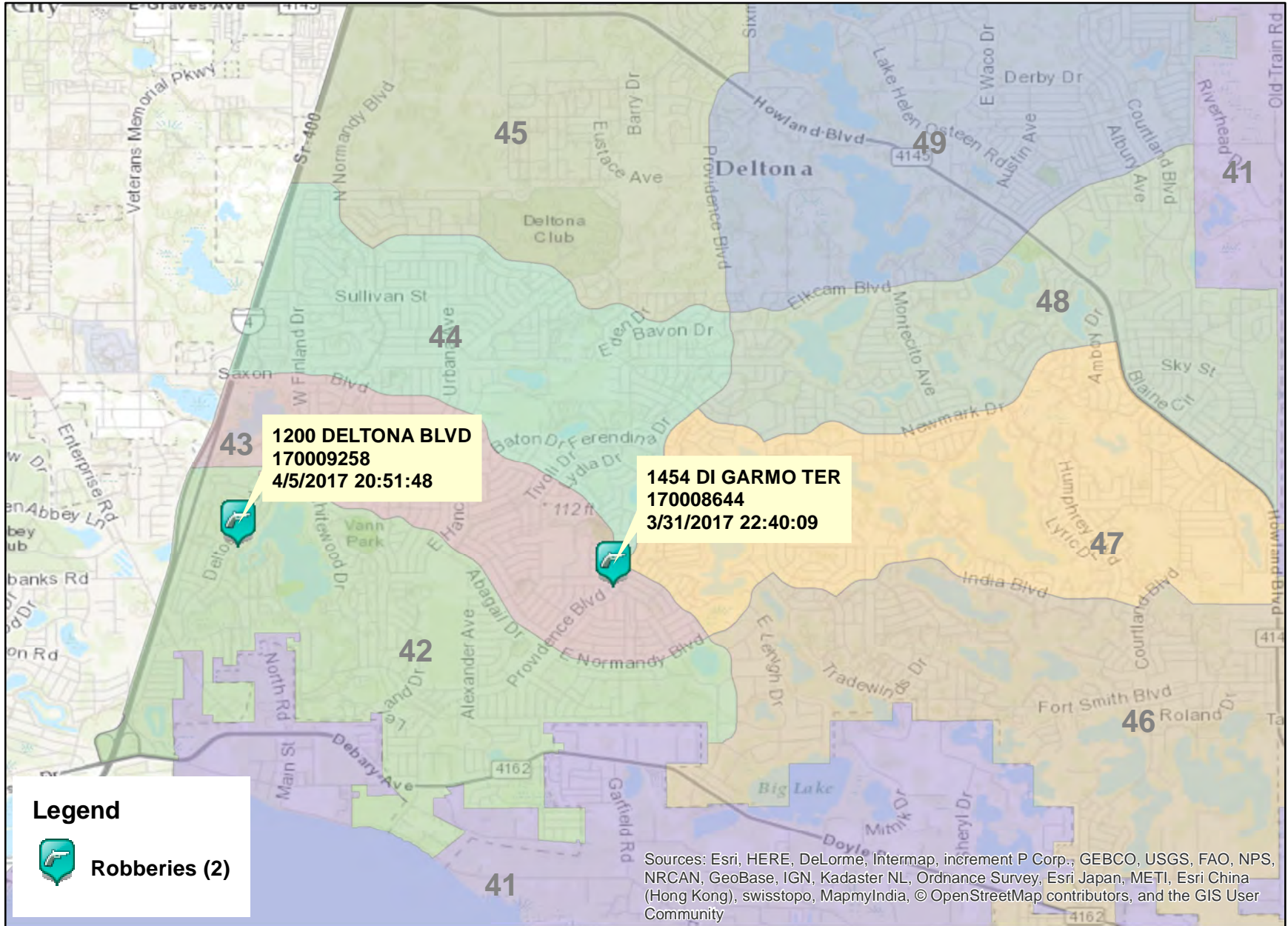
\* Map reflects total number of Incidents and not total number of victims



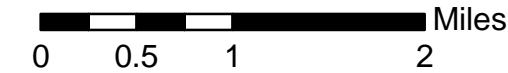
This is not a legal document. due to address incompatibilities, some incidents may not be represented and the information on this map should not be viewed as the legal representation of property boundaries, roads, facilities. etc.

# District 4 Robberies

## 03/26/2017 thru 04/08/2017



Prepared by: Patrick Harding  
 Crime Intelligence Analyst  
 Volusia County Sheriff's Office  
 Printed On: 4/11/2017

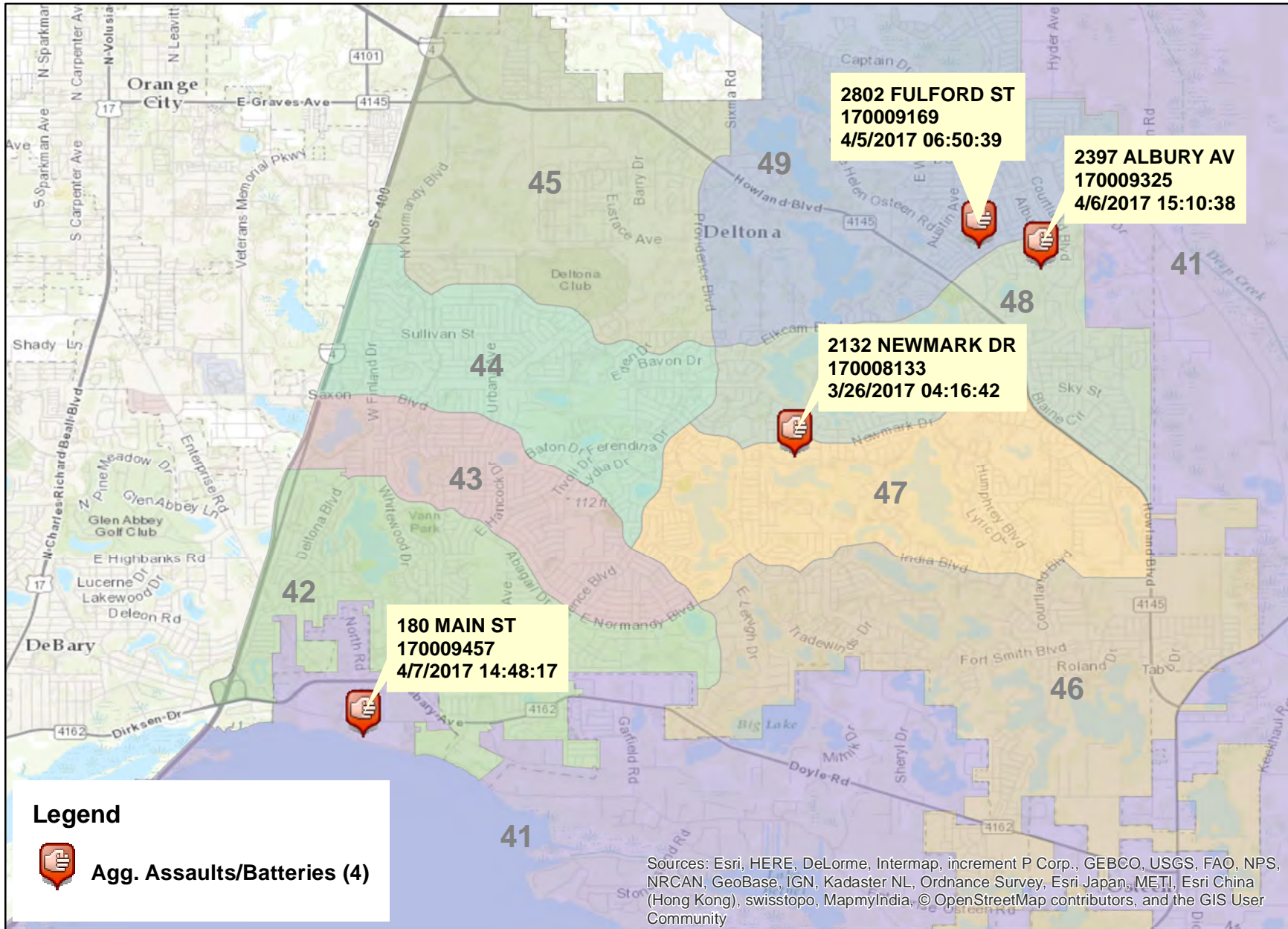


\* Map reflects total number of Incidents and not total number of victims

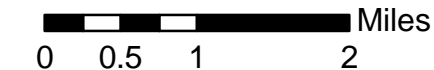


This is not a legal document. due to address incompatibilities, some incidents may not be represented and the information on this map should not be viewed as the legal representation of property boundaries, roads, facilities. etc.

# District 4 Aggravated Assaults and Batteries 03/26/2017 thru 04/08/2017



Prepared by: Patrick Harding  
Crime Intelligence Analyst  
Volusia County Sheriff's Office  
Printed On: 4/11/2017



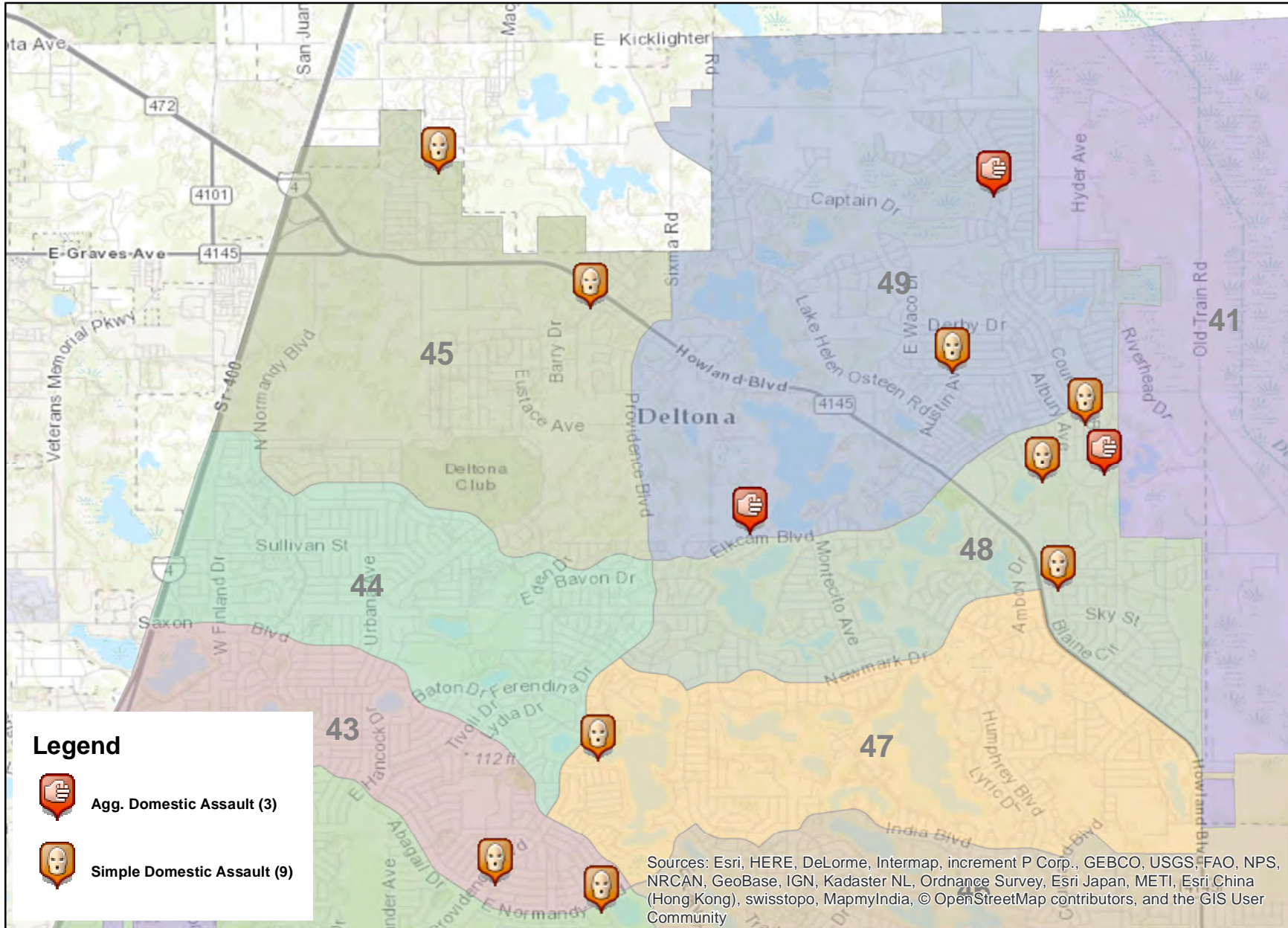
\* Map reflects total number of Incidents and not total number of victims




This is not a legal document.  
due to address incompatibilities, some incidents may not be represented and the information on this map should not be viewed as the legal representation of property boundaries, roads, facilities. etc.

# District 4 Domestic Assaults and Batteries

## 03/26/2017 thru 04/08/2017



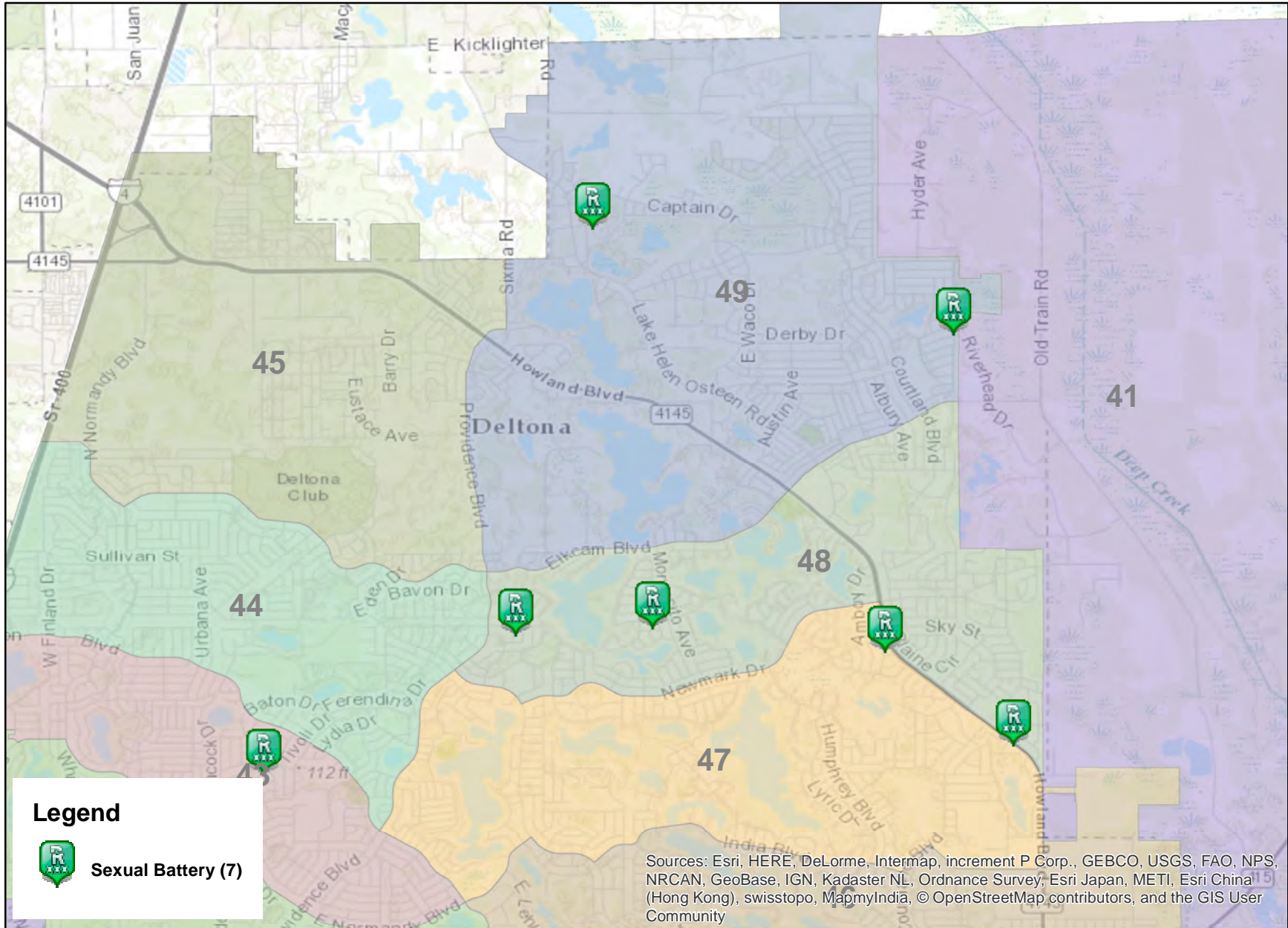
Prepared by: Patrick Harding  
 Crime Intelligence Analyst  
 Volusia County Sheriff's Office  
 Printed On: 4/11/2017



This is not a legal document.  
 due to address incompatibilities, some  
 incidents may not be represented and  
 the information on this map should not be  
 viewed as the legal representation of  
 property boundaries, roads, facilities. etc.

# District 4 Sexual Batteries

## 03/26/2017 thru 04/08/2017



Prepared by: Patrick Harding  
 Crime Intelligence Analyst  
 Volusia County Sheriff's Office  
 Printed On: 4/11/2017

0 0.5 1 2 Miles

\* Map reflects total number of Incidents and not total number of victims



This is not a legal document.  
 due to address incompatibilities, some incidents may not be represented and the information on this map should not be viewed as the legal representation of property boundaries, roads, facilities. etc.



## District 4 - Part 1 Crimes by Zone 03/26/2017 through 04/08/2017

Volusia County Sheriff's Office	Total	41	42	43	44	45	46	47	48	49
<b>Total</b>	<u>58</u>	<u>5</u>	<u>5</u>	<u>7</u>	<u>5</u>	<u>4</u>	<u>3</u>	<u>3</u>	<u>12</u>	<u>14</u>
<b>Aggravated Assaults</b>	<u>7</u>	<u>1</u>	<u>0</u>	<u>0</u>	<u>0</u>	<u>0</u>	<u>0</u>	<u>0</u>	<u>3</u>	<u>3</u>
<b>Auto Thefts</b>	<u>2</u>	<u>1</u>	<u>0</u>	<u>0</u>	<u>1</u>	<u>0</u>	<u>0</u>	<u>0</u>	<u>0</u>	<u>0</u>
<b>Burglary Non-Residence</b>	<u>3</u>	<u>1</u>	<u>1</u>	<u>0</u>	<u>0</u>	<u>0</u>	<u>0</u>	<u>0</u>	<u>1</u>	<u>0</u>
<b>Burglary Residence</b>	<u>8</u>	<u>0</u>	<u>0</u>	<u>1</u>	<u>2</u>	<u>1</u>	<u>0</u>	<u>1</u>	<u>0</u>	<u>3</u>
<b>Homicide</b>	<u>0</u>	<u>0</u>	<u>0</u>	<u>0</u>	<u>0</u>	<u>0</u>	<u>0</u>	<u>0</u>	<u>0</u>	<u>0</u>
<b>Larceny All Other</b>	<u>18</u>	<u>2</u>	<u>1</u>	<u>2</u>	<u>1</u>	<u>3</u>	<u>2</u>	<u>1</u>	<u>2</u>	<u>4</u>
<b>Larceny Carbreak</b>	<u>9</u>	<u>0</u>	<u>2</u>	<u>2</u>	<u>1</u>	<u>0</u>	<u>1</u>	<u>0</u>	<u>1</u>	<u>2</u>
<b>Larceny Shoplifting</b>	<u>2</u>	<u>0</u>	<u>0</u>	<u>0</u>	<u>0</u>	<u>0</u>	<u>0</u>	<u>1</u>	<u>1</u>	<u>0</u>
<b>Robbery Armed</b>	<u>2</u>	<u>0</u>	<u>1</u>	<u>1</u>	<u>0</u>	<u>0</u>	<u>0</u>	<u>0</u>	<u>0</u>	<u>0</u>
<b>Robbery Strongarmed</b>	<u>0</u>	<u>0</u>	<u>0</u>	<u>0</u>	<u>0</u>	<u>0</u>	<u>0</u>	<u>0</u>	<u>0</u>	<u>0</u>
<b>Sexual Battery</b>	<u>7</u>	<u>0</u>	<u>0</u>	<u>1</u>	<u>0</u>	<u>0</u>	<u>0</u>	<u>0</u>	<u>4</u>	<u>2</u>

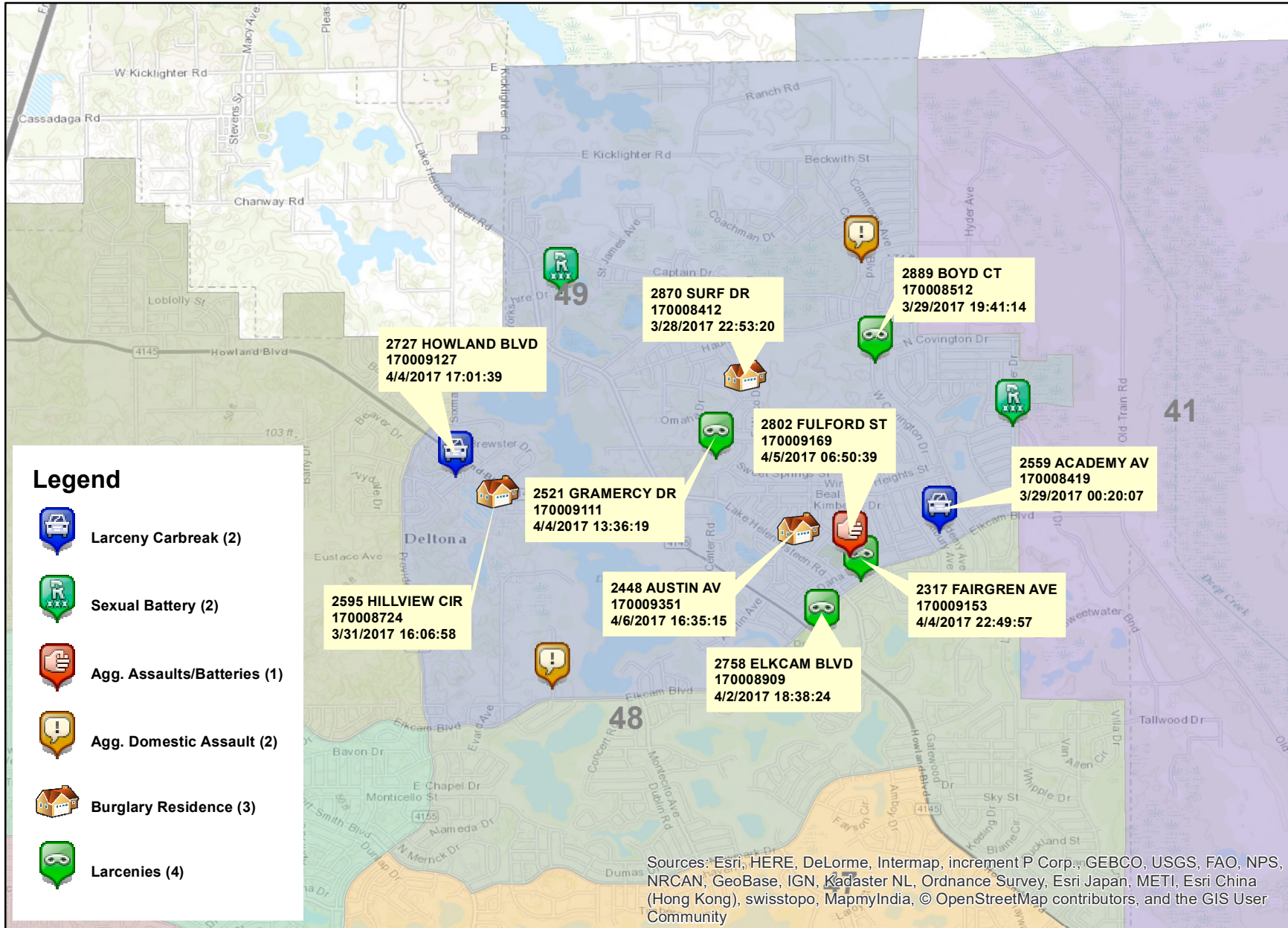
\*The Aggravated Assault, Auto Theft,& Sexual Battery statistics reflect the total number of incidents, it does not indicate the total number of victims or vehicles.

The Highlighted numbers indicate zones with higher levels of activity.


Last UCR build date: 4/10/2017

# District 4 Hot Zone 49

## 03/26/2017 thru 04/08/2017



Prepared by: Patrick Harding  
 Crime Intelligence Analyst  
 Volusia County Sheriff's Office  
 Printed On: 4/12/2017



\* Map reflects total number of Incidents and not total number of victims



This is not a legal document. due to address incompatibilities, some incidents may not be represented and the information on this map should not be viewed as the legal representation of property boundaries, roads, facilities. etc.

# COMPSTAT REPORT

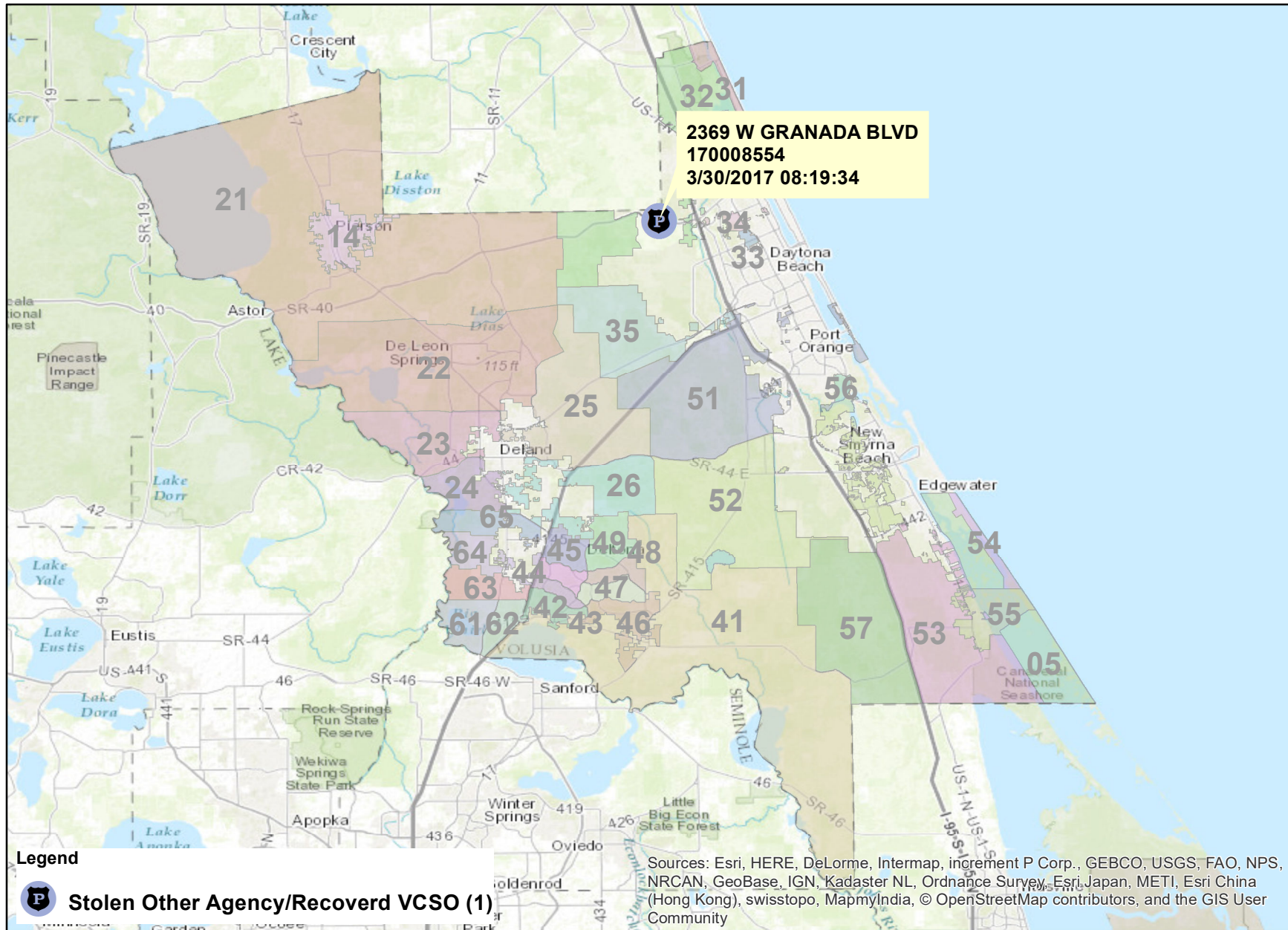


## INVESTIGATIVE SERVICES SECTION

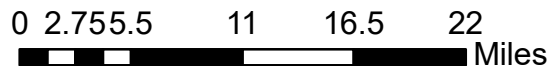
**Period 17-7: Mar. 26, 2017 thru Apr. 8, 2017**

***Captain Paul W. Kammerer***

# Agencywide Auto Recoveries 03/26/2017 through 04/08/2017



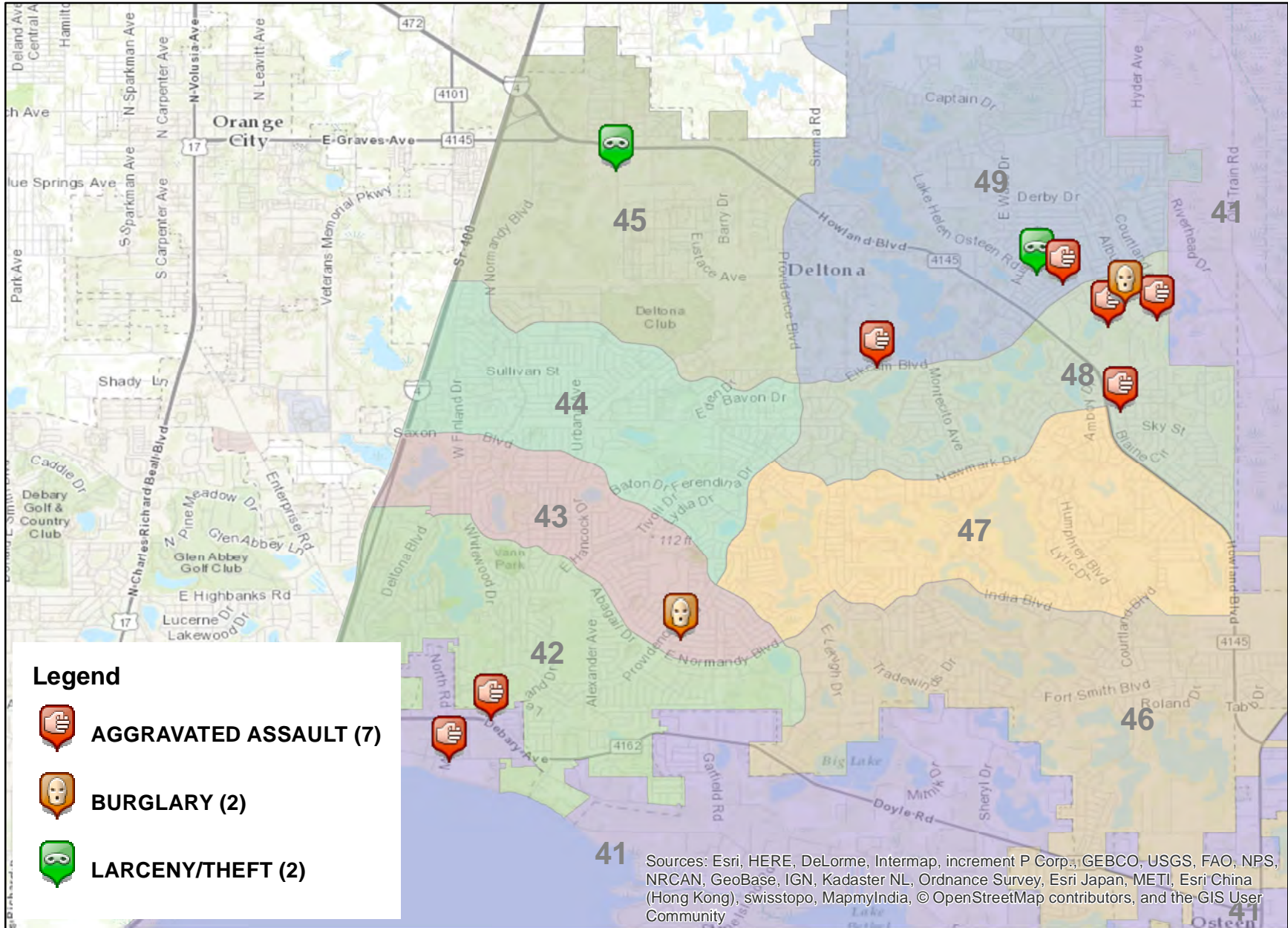
Prepared by: Patrick Harding  
 Crime Intelligence Analyst  
 Volusia County Sheriff's Office  
 Printed On: 4/11/2017



This is not a legal document.  
 Due to address incompatibilities, some incidents may not be represented and the information on this map should not be viewed as the legal representation of property boundaries, roads, facilities, etc.

# District 4 Part I Arrests by Location

## 03/26/2017 thru 04/08/2017



Prepared by: Patrick Harding  
 Crime Intelligence Analyst  
 Volusia County Sheriff's Office  
 Printed On: 4/11/2017

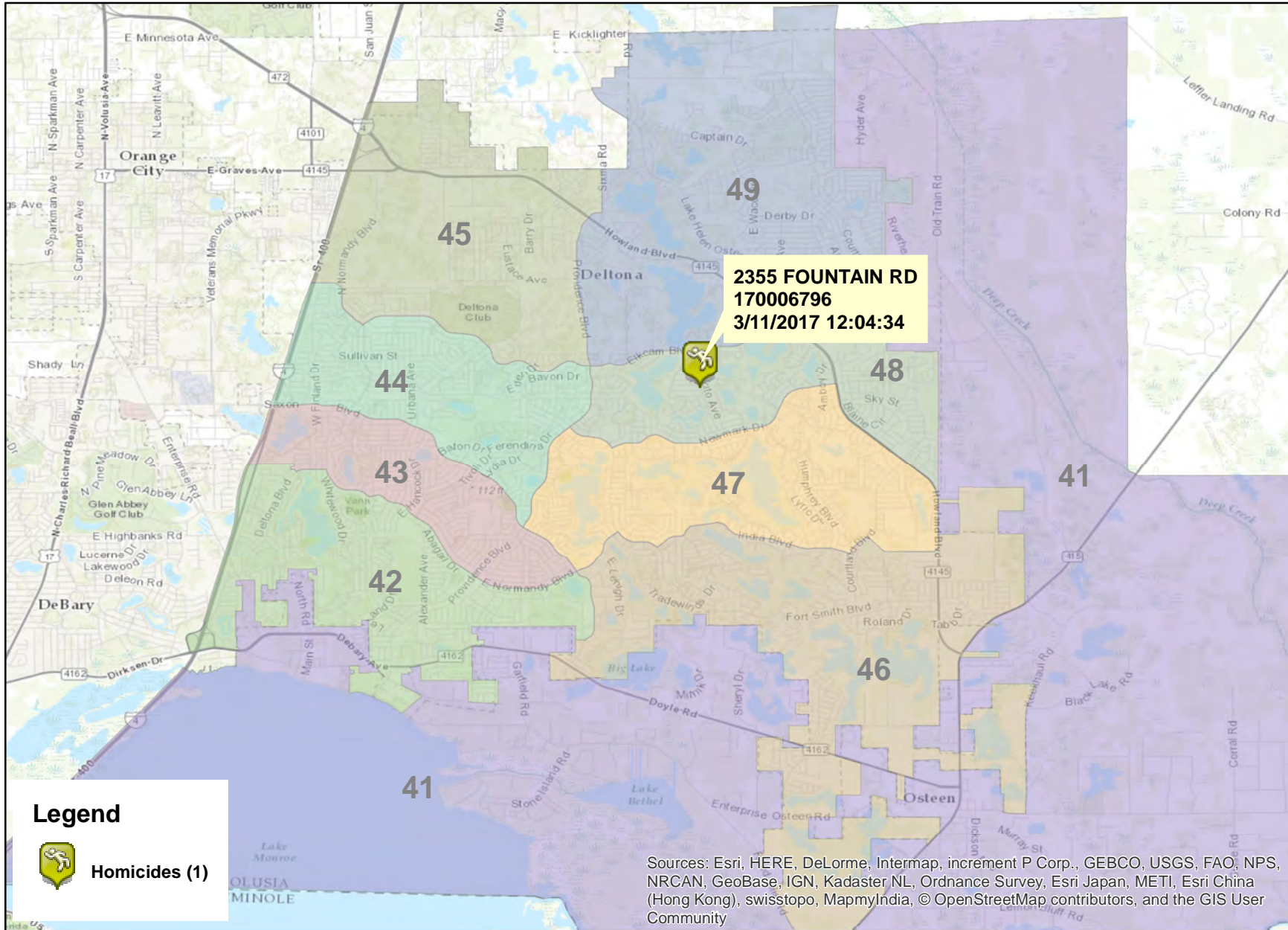


\* Map reflects total number of Incidents and not total number of victims



This is not a legal document. due to address incompatibilities, some incidents may not be represented and the information on this map should not be viewed as the legal representation of property boundaries, roads, facilities. etc.

# District 4 Homicides 2017



Prepared by: Patrick Harding  
 Crime Intelligence Analyst  
 Volusia County Sheriff's Office  
 Printed On: 4/11/2017



\* Map reflects total number of Incidents and not total number of victims



This is not a legal document.  
 due to address incompatibilities, some incidents may not be represented and the information on this map should not be viewed as the legal representation of property boundaries, roads, facilities. etc.

# COMPSTAT REPORT

## UPCOMING DISTRICT 4 EVENTS

- Cops and Kids Kickball  
Thursday, April 20, 2017 at 1600 hours  
DeLand Boys and Girls Club
- DEA Drug Drop Off  
Saturday, April 29, 2017 from 1000 – 1400 hours  
Sheriff's Office, 1691 Providence Boulevard, Deltona
- **Next CompStat Session:** [Thursday, April 27, 2017 at 0830 hours](#)  
Deltona City Hall, Commission Chambers, 2345 Providence Boulevard  
Reporting Period 17-8: April 9, 2017 through April 22, 2017