

COMPSTAT REPORT



DISTRICT 4 - DELTONA

Period 17-8: Apr. 9, 2017 thru Apr. 22, 2017

Sheriff Michael J. Chitwood

Chief Deputy John W. Creamer

COMPSTAT REPORT



CRIME STATISTICS – ALL DISTRICTS

Period 17-8: Apr. 9, 2017 thru Apr. 22, 2017

Sheriff Michael J. Chitwood

Chief Deputy John W. Creamer

COMPSTAT STATISTICAL CRIME COMPARISON TO PREVIOUS PERIODS

COUNTYWIDE	2/26/2017	4/9/2017		3/12/2017	4/9/2017		3/26/2017	4/9/2017		
Volusia County Sheriff's Office	3/11/2017	4/22/2017		3/25/2017	4/22/2017		4/8/2017	4/22/2017		3 Periods
VCSO Offense Data	Compstat 5	Compstat 8	% Change	Compstat 6	Compstat 8	% Change	Compstat 7	Compstat 8	% Change	Average % Change
Homicides	1	0	-100%	0	0	0%	0	<u>0</u>	0%	-33%
Auto Thefts	10	11	10%	12	11	-8%	12	<u>11</u>	-8%	-2%
Total Burglaries	32	29	-9%	14	29	107%	31	29	-6%	30%
Residence	28	24	-14%	14	24	71%	25	<u>24</u>	-4%	18%
Non Residence	4	5	25%	0	5	N/A	6	<u>5</u>	-17%	3%
Total Larcenies	89	96	8%	55	96	75%	90	96	7%	30%
Larcenies	55	58	5%	33	58	76%	59	<u>58</u>	-2%	27%
Larceny Carbreak	20	21	5%	16	21	31%	22	<u>21</u>	-5%	11%
Larceny Shoplifting	10	13	30%	5	13	160%	4	<u>13</u>	225%	138%
Larceny Bicycle	4	4	0%	1	4	300%	5	<u>4</u>	-20%	93%
Total Robberies	2	3	50%	3	3	0%	5	3	-40%	3%
Armed	0	2	N/A	1	2	100%	3	<u>2</u>	-33%	22%
Strongarmed	2	1	-50%	2	1	-50%	2	<u>1</u>	-50%	-50%
Total Agg. Assaults/Bat.	23	18	-22%	18	18	0%	27	18	-33%	-18%
Agg. Assaults/Batteries	17	8	-53%	10	8	-20%	16	<u>8</u>	-50%	-41%
Agg. Domestic Assault/Batteries	6	10	67%	8	10	25%	11	<u>10</u>	-9%	28%
Person Shot	2	0	-100%	1	0	-100%	0	<u>0</u>	0%	-67%
Total Sexual Bat.	6	8	33%	7	8	14%	12	8	-33%	5%
Sexual Battery	2	2	0%	3	2	-33%	6	<u>2</u>	-67%	-33%
Sexual Battery Child	4	6	50%	4	6	50%	6	<u>6</u>	0%	33%
Total Part One Crimes	164	165	1%	109	165	51%	177	165	-7%	15%
Part One Property Crimes	131	136	4%	81	136	68%	133	<u>136</u>	2%	25%
Part One Person Crimes	33	29	-12%	28	29	4%	44	<u>29</u>	-34%	-14%
Total Calls For Service	5,598	5,056	-10%	5,659	5,056	-11%	5,316	5,056	-5%	-8%
Firearm Offenses	5	6	20%	7	6	-14%	8	<u>6</u>	-25%	-6%
All Domestic Violence Cases	72	65	-10%	53	65	23%	52	<u>65</u>	25%	13%

NOTE: This Crime data is preliminary and subject to reclassification upon further investigation. N/A = Not Applicable
Last UCR build date: 4/24/2017

January 1, 2017 through April 22, 2017 compared to the same periods in 2015 and 2016

Volusia County Sheriff's Office	YTD	YTD	2015-2016	YTD	YTD	2016-2017	YTD	YTD	2015-2017
COUNTYWIDE	2015	2016	% Change	2016	2017	%Change	2015	2017	%Change
Homicides	1	1	0%	1	2	100%	1	<u>2</u>	100%
Auto Thefts	85	64	-25%	64	79	23%	85	<u>79</u>	-7%
Total Burglaries	285	263	-8%	263	198	-25%	285	198	-31%
Residence	223	212	-5%	212	168	-21%	223	<u>168</u>	-25%
Non Residence	62	51	-18%	51	30	-41%	62	<u>30</u>	-52%
Total Larcenies	868	789	-9%	789	677	-14%	868	677	-22%
Larcenies	494	466	-6%	466	415	-11%	494	<u>415</u>	-16%
Larceny Carbreak	225	241	7%	241	173	-28%	225	<u>173</u>	-23%
Larceny Shoplifting	105	53	-50%	53	63	19%	105	<u>63</u>	-40%
Larceny Bicycle	44	29	-34%	29	26	-10%	44	<u>26</u>	-41%
Total Robberies	24	25	4%	25	33	32%	24	33	38%
Armed	6	10	67%	10	15	50%	6	<u>15</u>	150%
Strongarmed	18	15	-17%	15	18	20%	18	<u>18</u>	0%
Total Agg. Assaults/Bat.	148	124	-16%	124	156	26%	148	156	5%
Agg. Assaults/Batteries	69	74	7%	74	85	15%	69	<u>85</u>	23%
Agg. Domestic Assault/Batteries	79	50	-37%	50	71	42%	79	<u>71</u>	-10%
Person Shot	6	8	33%	8	10	25%	6	<u>10</u>	67%
Total Sexual Bat.	29	50	72%	50	42	-16%	29	42	45%
Sexual Battery	5	15	200%	15	14	-7%	5	<u>14</u>	180%
Sexual Battery Child	24	35	46%	35	28	-20%	24	<u>28</u>	17%
Total Part One Crimes	1,439	1,316	-9%	1,316	1,190	-10%	1,439	1,190	-17%
Part One Property Crimes	1,238	1,116	-10%	1,116	954	-15%	1,238	<u>954</u>	-23%
Part One Person Crimes	201	200	0%	200	236	18%	201	<u>236</u>	17%
Total Calls For Service	42,883	40,151	-6%	40,151	43,892	9%	42,883	43,892	2%
Firearm Offenses	27	30	11%	30	54	80%	27	<u>54</u>	100%
All Domestic Violence Cases	515	443	-14%	443	453	2%	515	<u>453</u>	-12%

NOTE: This Crime data is preliminary and subject to reclassification upon further investigation. There were incidents that did not code into either district. These are included in the Countywide Total. N/A = Not Applicable
Last UCR build date: 4/24/2017

Volusia County Sheriff Office	3/26/2017	4/9/2017	Percent	4/9/2016	4/9/2017	Percent
Arrest Data	4/8/2017	4/22/2017	Change	4/22/2016	4/22/2017	Change
Homicides	0	4	N/A	0	<u>4</u>	N/A
Auto Thefts	0	5	N/A	2	<u>5</u>	150%
Total Burglaries	16	8	-50%	8	8	0%
Residence	8	3	-63%	2	<u>3</u>	50%
Non Residence	8	5	-38%	6	<u>5</u>	-17%
Total Larcenies	9	8	-11%	14	8	-43%
Larcenies	9	4	-56%	8	<u>4</u>	-50%
Larceny Carbreak	0	0	0%	0	<u>0</u>	0%
Larceny Shoplifting	0	4	N/A	4	<u>4</u>	0%
Larceny Bicycle	0	0	0%	2	<u>0</u>	-100%
Total Robberies	1	2	100%	1	2	100%
Armed	0	0	0%	0	<u>0</u>	0%
Strongarmed	0	2	N/A	1	<u>2</u>	100%
Total Agg. Assaults/Batteries	13	15	15%	18	15	-17%
Agg. Assaults/Batteries	3	6	100%	10	<u>6</u>	-40%
Agg. Domestic/Batteries	10	9	-10%	8	<u>9</u>	13%
Total Sexual Batteries	1	2	100%	2	2	0%
Sexual Battery	0	0	0%	2	<u>0</u>	-100%
Sexual Battery Child	1	2	100%	0	<u>2</u>	N/A
Total Part 1 Arrests	40	44	10%	45	44	-2%
Non-Violent Crime Arrests	25	21	-16%	24	21	-13%
Violent Crime Arrests	15	23	53%	21	23	10%
Prostitution	2	0	-100%	0	<u>0</u>	0%
Narcotics	58	69	19%	60	<u>69</u>	15%
Miscellaneous	409	395	-3%	362	<u>395</u>	9%
Total Arrests	509	508	0%	467	508	9%
	CompStat 7	CompStat 8		LY CompStat 8	CompStat 8	

NOTE: This data is to be used internally for Volusia County Sheriff's Office use only. This Crime data is Preliminary and subject to reclassification upon further Investigation. N/A = Not Applicable

COMPSTAT REPORT



CRIME STATISTICS – DISTRICT 4

Period 17-8: Apr. 9, 2017 thru Apr. 22, 2017

Captain Erik J. Eagan

COMPSTAT STATISTICAL CRIME COMPARISON TO PREVIOUS PERIODS

District 4	2/26/2017	4/9/2017		3/12/2017	4/9/2017		3/26/2017	4/9/2017		
Volusia County Sheriff's Office	3/11/2017	4/22/2017		3/25/2017	4/22/2017		4/8/2017	4/22/2017		3 Periods
VCISO Offense Data	Compstat 5	Compstat 8	% Change	Compstat 6	Compstat 8	% Change	Compstat 7	Compstat 8	% Change	Average % Change
Homicides	1	0	-100%	0	0	0%	0	<u>0</u>	0%	-33%
Auto Thefts	2	0	-100%	5	0	-100%	2	<u>0</u>	-100%	-100%
Total Burglaries	12	17	42%	3	17	467%	10	17	70%	193%
Residence	11	17	55%	3	17	467%	7	<u>17</u>	143%	221%
Non Residence	1	0	-100%	0	0	0%	3	<u>0</u>	-100%	-67%
Total Larcenies	36	43	19%	13	43	231%	30	43	43%	98%
Larcenies	21	23	10%	8	23	188%	18	<u>23</u>	28%	75%
Larceny Carbreak	9	10	11%	3	10	233%	9	<u>10</u>	11%	85%
Larceny Shoplifting	5	8	60%	2	8	300%	2	<u>8</u>	300%	220%
Larceny Bicycle	1	2	100%	0	2	N/A	1	<u>2</u>	100%	67%
Total Robberies	0	2	N/A	2	2	0%	2	2	0%	0%
Armed	0	2	N/A	0	2	N/A	2	<u>2</u>	0%	0%
Strongarmed	0	0	0%	2	0	-100%	0	<u>0</u>	0%	-33%
Total Agg. Assaults/Bat.	11	6	-45%	6	6	0%	12	6	-50%	-32%
Agg. Assaults/Batteries	9	2	-78%	4	2	-50%	9	<u>2</u>	-78%	-69%
Agg. Domestic Assault/Batteries	2	4	100%	2	4	100%	3	<u>4</u>	33%	78%
Person Shot	2	0	-100%	1	0	-100%	0	<u>0</u>	0%	-67%
Total Sexual Bat.	2	3	50%	3	3	0%	7	3	-57%	-2%
Sexual Battery	1	0	-100%	1	0	-100%	3	<u>0</u>	-100%	-100%
Sexual Battery Child	1	3	200%	2	3	50%	4	<u>3</u>	-25%	75%
Total Part One Crimes	65	71	9%	32	71	122%	63	71	13%	48%
Part One Property Crimes	50	60	20%	21	60	186%	42	<u>60</u>	43%	83%
Part One Person Crimes	15	11	-27%	11	11	0%	21	<u>11</u>	-48%	-25%
Total Calls For Service	1,743	1,516	-13%	1,616	1,516	-6%	1,640	1,516	-8%	-9%
Firearm Offenses	2	5	150%	3	5	67%	5	<u>5</u>	0%	72%
All Domestic Violence Cases	37	34	-8%	25	34	36%	14	<u>34</u>	143%	57%

NOTE: This Crime data is preliminary and subject to reclassification upon further investigation. N/A = Not Applicable
Last UCR build date: 4/24/2017

January 1, 2017 through April 22, 2017 compared to the same periods in 2015 and 2016

Volusia County Sheriff's Office	YTD	YTD	2015-2016	YTD	YTD	2016-2017	YTD	YTD	2015-2017	% OF
District 4	2015	2016	% Change	2016	2017	%Change	2015	2017	%Change	COUNTYWIDE
Homicides	1	0	-100%	0	1	N/A	1	<u>1</u>	0%	50%
Auto Thefts	22	21	-5%	21	18	-14%	22	<u>18</u>	-18%	23%
Total Burglaries	107	103	-4%	103	72	-30%	107	72	-33%	36%
Residence	90	87	-3%	87	62	-29%	90	<u>62</u>	-31%	37%
Non Residence	17	16	-6%	16	10	-38%	17	<u>10</u>	-41%	33%
Total Larcenies	347	299	-14%	299	253	-15%	347	253	-27%	37%
Larcenies	164	176	7%	176	135	-23%	164	<u>135</u>	-18%	33%
Larceny Carbreak	81	81	0%	81	72	-11%	81	<u>72</u>	-11%	42%
Larceny Shoplifting	88	35	-60%	35	37	6%	88	<u>37</u>	-58%	59%
Larceny Bicycle	14	7	-50%	7	9	29%	14	<u>9</u>	-36%	35%
Total Robberies	10	11	10%	11	11	0%	10	11	10%	33%
Armed	2	4	100%	4	8	100%	2	<u>8</u>	300%	53%
Strongarmed	8	7	-13%	7	3	-57%	8	<u>3</u>	-63%	17%
Total Agg. Assaults/Bat.	47	52	11%	52	64	23%	47	64	36%	N/A
Agg. Assaults/Batteries	19	27	42%	27	33	22%	19	<u>33</u>	74%	39%
Agg. Domestic Assault/Batteries	28	25	-11%	25	31	24%	28	<u>31</u>	11%	44%
Person Shot	1	5	400%	5	5	0%	1	<u>5</u>	400%	50%
Total Sexual Bat.	11	24	118%	24	17	-29%	11	17	55%	40%
Sexual Battery	0	3	N/A	3	5	67%	0	<u>5</u>	N/A	36%
Sexual Battery Child	11	21	91%	21	12	-43%	11	<u>12</u>	9%	43%
Total Part One Crimes	544	510	-6%	510	438	-14%	544	438	-19%	38%
Part One Property Crimes	476	423	-11%	423	343	-19%	476	<u>343</u>	-28%	36%
Part One Person Crimes	68	87	28%	87	95	9%	68	<u>95</u>	40%	40%
Total Calls For Service	14,200	13,295	-6%	13,295	13,170	-1%	14,200	13,170	-7%	30%
Firearm Offenses	8	17	113%	17	25	47%	8	<u>25</u>	213%	46%
All Domestic Violence Cases	224	198	-12%	198	211	7%	224	<u>211</u>	-6%	47%

NOTE: This Crime data is preliminary and subject to reclassification upon further investigation. There were incidents that did not code into either district. These are included in the Countywide Total. N/A = Not Applicable

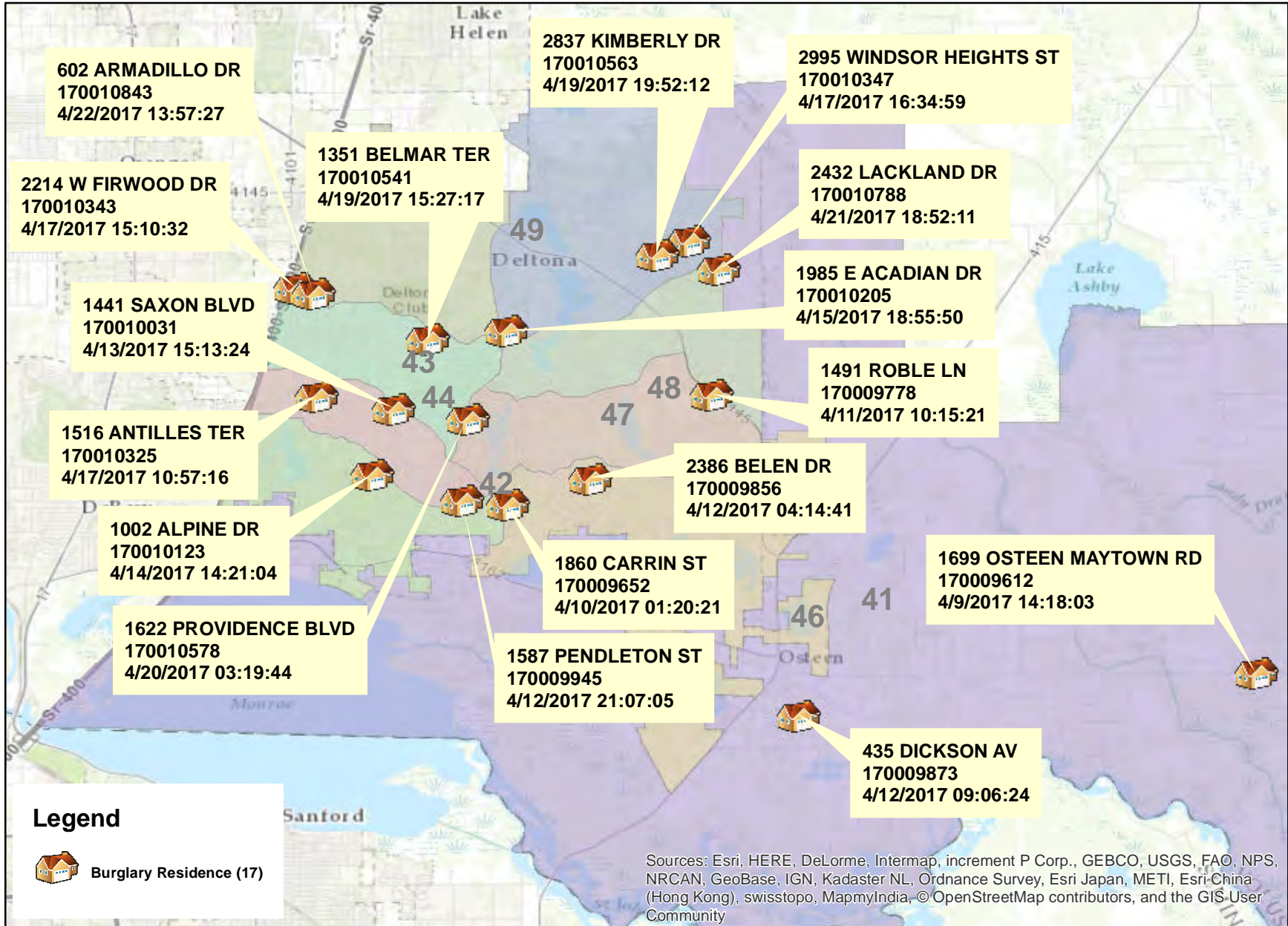
Last UCR build date: 4/24/2017

Volusia County Sheriff's Office - District 4	3/26/2017	4/9/2017	Percent	4/9/2016	4/9/2017	Percent
Arrest Data	4/8/2017	4/22/2017	Change	4/22/2016	4/22/2017	Change
Homicides	0	2	N/A	0	<u>2</u>	N/A
Auto Thefts	0	0	0%	1	<u>0</u>	-100%
Total Burglaries	2	4	100%	2	4	100%
Residence	1	3	200%	1	<u>3</u>	200%
Non Residence	1	1	0%	1	<u>1</u>	0%
Total Larcenies	2	1	-50%	6	1	-83%
Larcenies	2	0	-100%	2	<u>0</u>	-100%
Larceny Carbreak	0	0	0%	0	<u>0</u>	0%
Larceny Shoplifting	0	1	N/A	4	<u>1</u>	-75%
Larceny Bicycle	0	0	0%	0	<u>0</u>	0%
Total Robberies	0	2	N/A	0	2	N/A
Armed	0	0	0%	0	<u>0</u>	0%
Strongarmed	0	2	N/A	0	<u>2</u>	N/A
Total Agg. Assaults/Batteries	7	5	-29%	8	5	-38%
Agg. Assaults/Batteries	2	1	-50%	4	<u>1</u>	-75%
Agg. Domestic/Batteries	5	4	-20%	4	<u>4</u>	0%
Total Sexual Batteries	0	1	N/A	1	1	0%
Sexual Battery	0	0	0%	1	<u>0</u>	-100%
Sexual Battery Child	0	1	N/A	0	<u>1</u>	N/A
Total Part 1 Arrests	11	15	36%	18	15	-17%
Non-Violent Crime Arrests	4	5	25%	9	5	-44%
Violent Crime Arrests	7	10	43%	9	10	11%
Prostitution	2	0	-100%	0	<u>0</u>	0%
Narcotics	24	18	-25%	25	<u>18</u>	-28%
Miscellaneous	64	57	-11%	72	<u>57</u>	-21%
Total Arrests	101	90	-11%	115	90	-22%
	CompStat 7	CompStat 8		LY CompStat 8	CompStat 8	

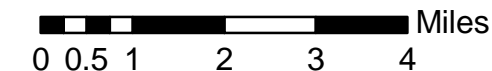
NOTE: This data is to be used internally for Volusia County Sheriff's Office use only. This Crime data is Preliminary and subject to reclassification upon further Investigation. N/A = Not Applicable

District 4 Burglaries

04/09/2017 thru 04/22/2017



Prepared by: VC Crime Center
 Crime Intelligence Analyst
 Volusia County Sheriff's Office
 Printed On: 4/25/2017

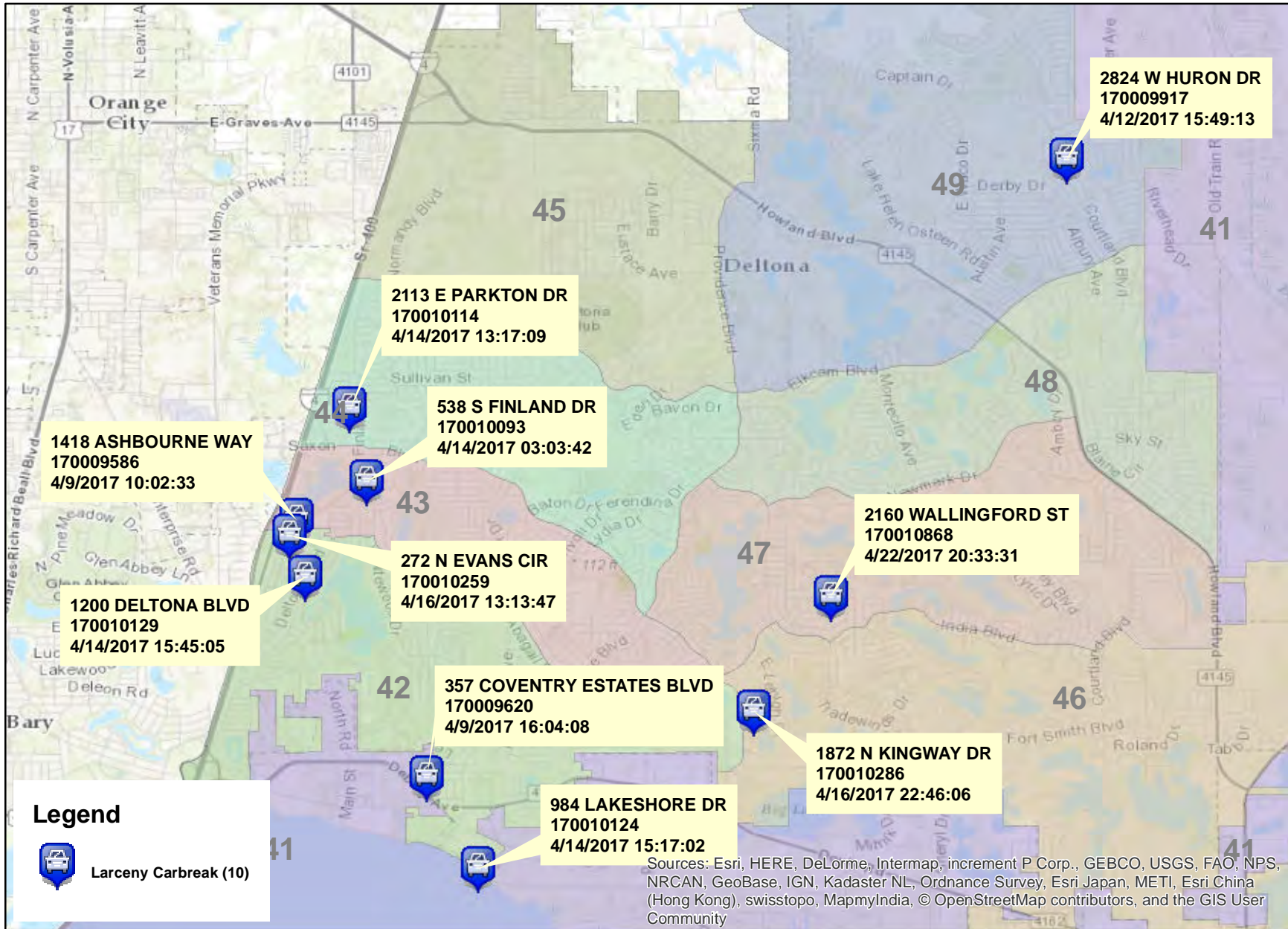


* Map reflects total number of Incidents and not total number of victims



This is not a legal document. due to address incompatibilities, some incidents may not be represented and the information on this map should not be viewed as the legal representation of property boundaries, roads, facilities. etc.

District 4 Larceny Carbreaks 04/09/2017 thru 04/22/2017



Prepared by: VC Crime Center
 Crime Intelligence Analyst
 Volusia County Sheriff's Office
 Printed On: 4/25/2017

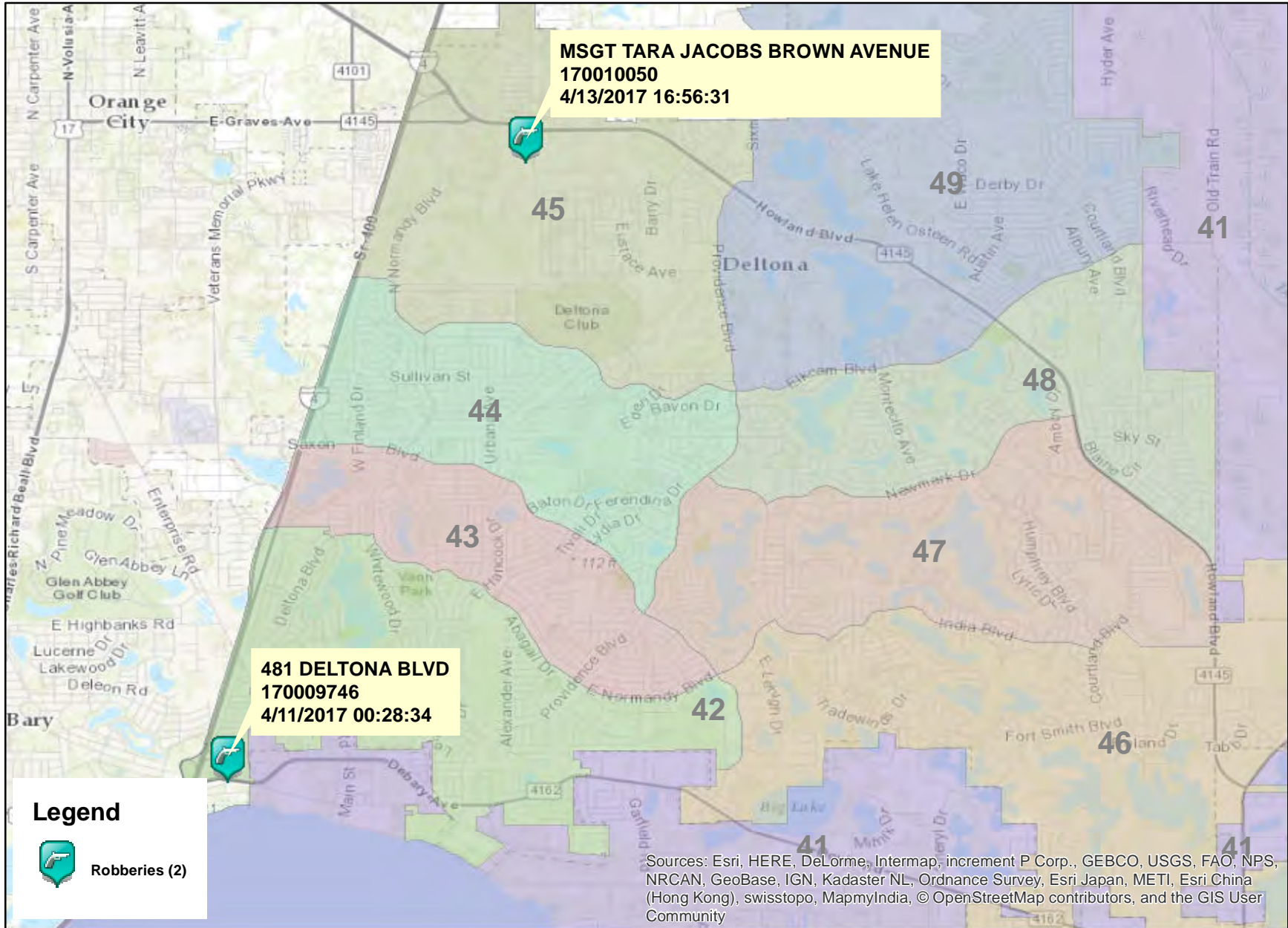
0 0.5 1 2 Miles
 * Map reflects total number of Incidents and not total number of victims



This is not a legal document.
 due to address incompatibilities, some incidents may not be represented and the information on this map should not be viewed as the legal representation of property boundaries, roads, facilities. etc.

District 4 Robberies

04/09/2017 thru 04/22/2017



Prepared by: VC Crime Center
 Crime Intelligence Analyst
 Volusia County Sheriff's Office
 Printed On: 4/25/2017

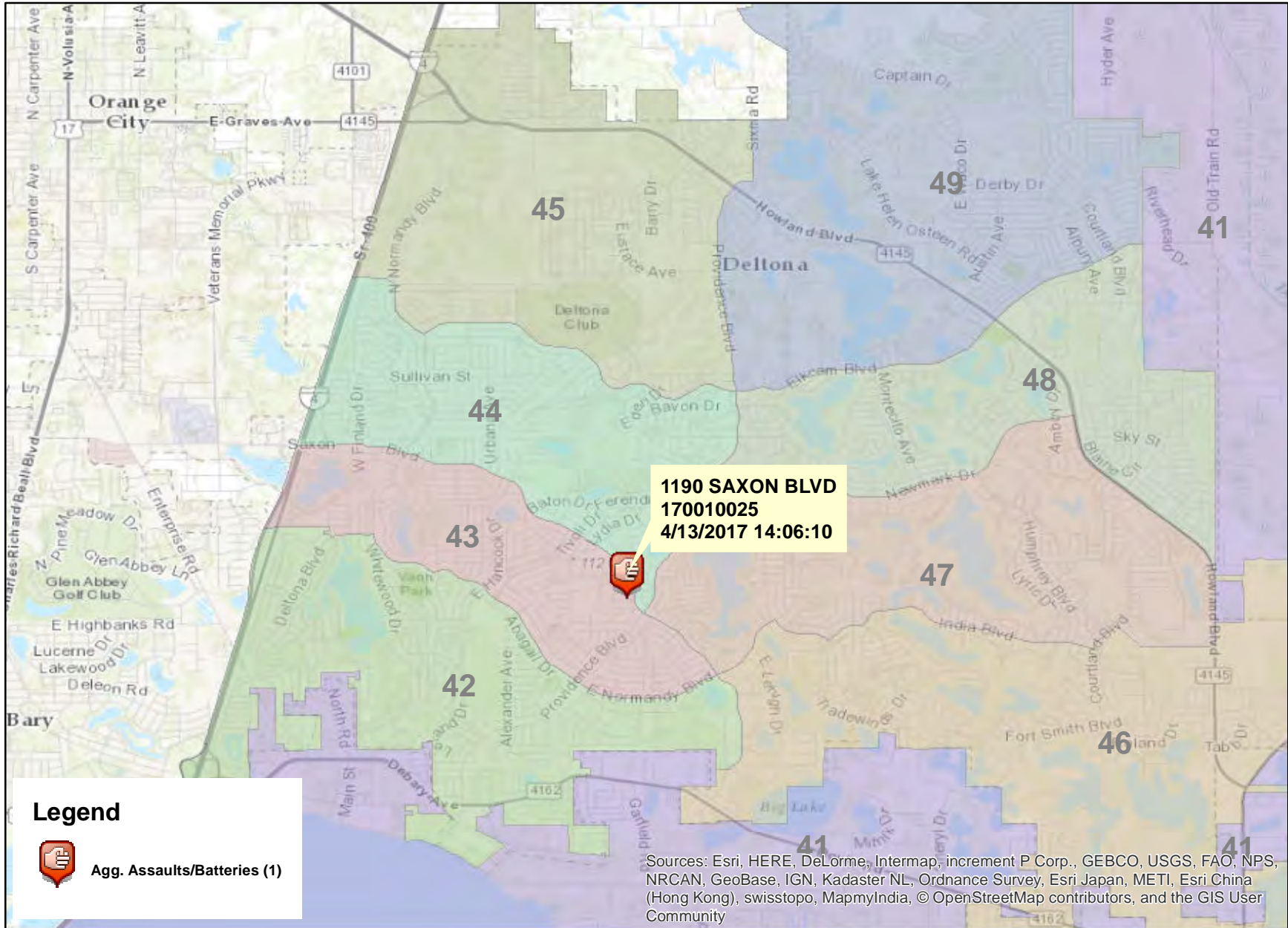
0 0.5 1 2 Miles
 * Map reflects total number of Incidents and not total number of victims



This is not a legal document.
 due to address incompatibilities, some incidents may not be represented and the information on this map should not be viewed as the legal representation of property boundaries, roads, facilities. etc.

District 4 Aggravated Assaults and Batteries

04/09/2017 thru 04/22/2017



Prepared by: VC Crime Center
 Crime Intelligence Analyst
 Volusia County Sheriff's Office
 Printed On: 4/25/2017

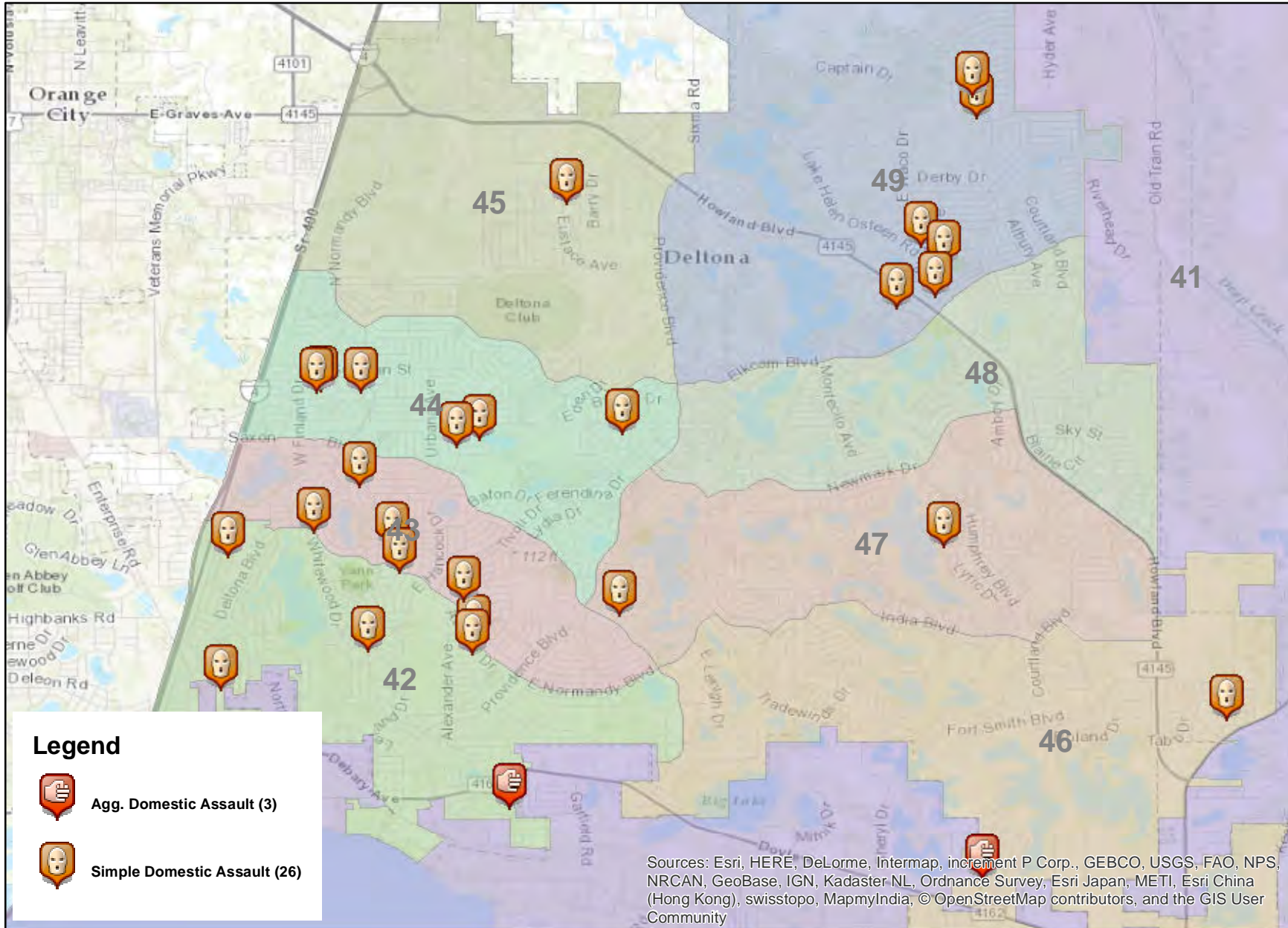
0 0.5 1 2 Miles
 * Map reflects total number of Incidents and not total number of victims



This is not a legal document.
 due to address incompatibilities, some incidents may not be represented and the information on this map should not be viewed as the legal representation of property boundaries, roads, facilities. etc.

District 4 Domestic Assaults and Batteries

04/09/2017 thru 04/22/2017



Prepared by: VC Crime Center
 Crime Intelligence Analyst
 Volusia County Sheriff's Office
 Printed On: 4/25/2017

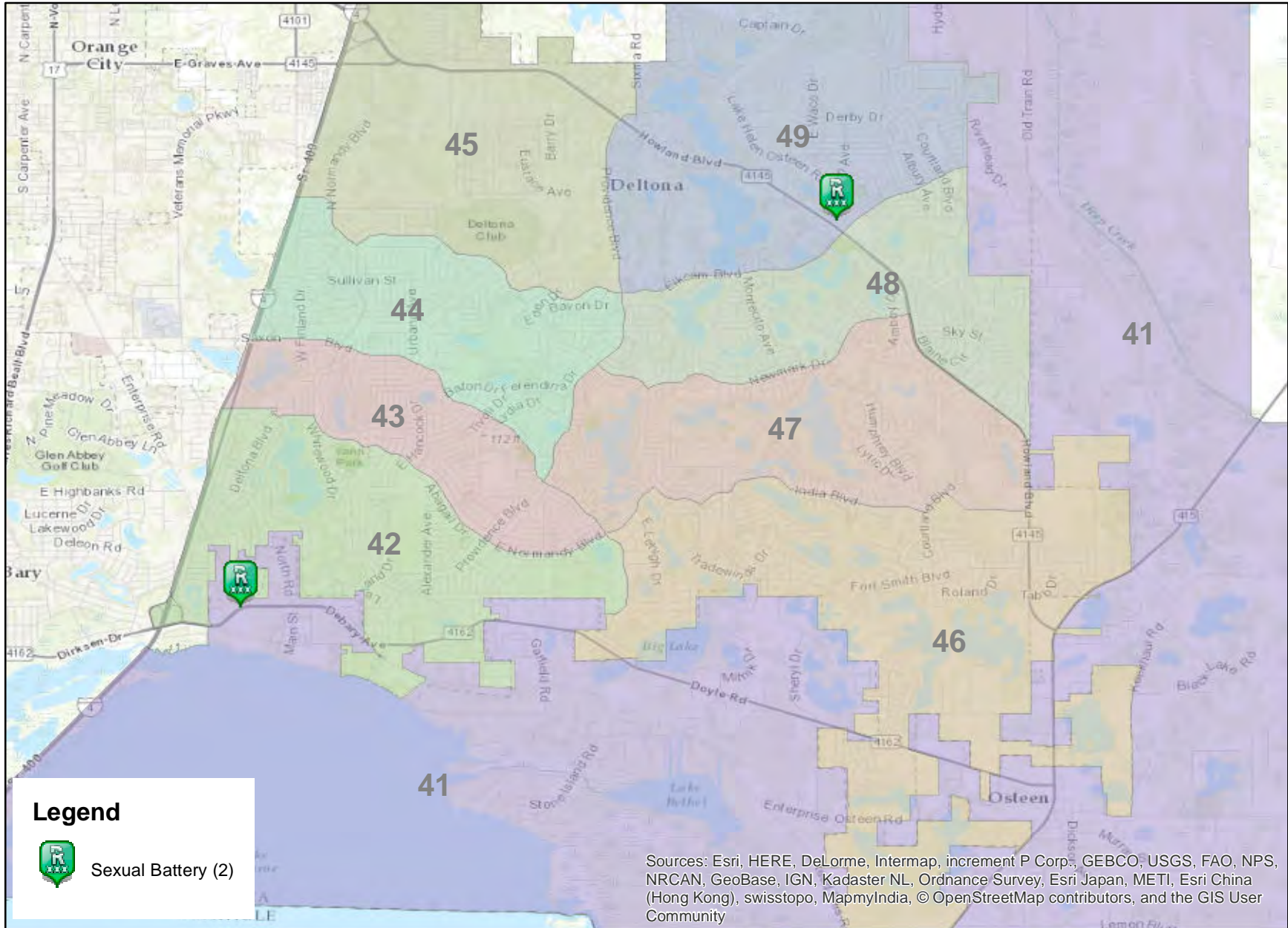
0 0.5 1 2 Miles
 * Map reflects total number of Incidents and not total number of victims



This is not a legal document.
 due to address incompatibilities, some incidents may not be represented and the information on this map should not be viewed as the legal representation of property boundaries, roads, facilities. etc.

District 4 Sexual Batteries

04/09/2017 thru 04/22/2017



Prepared by: VC Crime Center
 Crime Intelligence Analyst
 Volusia County Sheriff's Office
 Printed On: 4/25/2017

0 0.5 1 2 3 Miles
 * Map reflects total number of Incidents and not total number of victims



This is not a legal document.
 due to address incompatibilities, some incidents may not be represented and the information on this map should not be viewed as the legal representation of property boundaries, roads, facilities. etc.

District 4 - Part 1 Crimes by Zone 04/09/2017 through 04/22/2017

Volusia County Sheriff's Office	Total	41	42	43	44	45	46	47	48	49
Total	<u>66</u>	<u>5</u>	<u>9</u>	<u>13</u>	<u>6</u>	<u>5</u>	<u>9</u>	<u>5</u>	<u>4</u>	<u>10</u>
Aggravated Assaults	<u>4</u>	<u>0</u>	<u>2</u>	<u>1</u>	<u>0</u>	<u>0</u>	<u>1</u>	<u>0</u>	<u>0</u>	<u>0</u>
Auto Thefts	<u>0</u>	<u>0</u>	<u>0</u>	<u>0</u>	<u>0</u>	<u>0</u>	<u>0</u>	<u>0</u>	<u>0</u>	<u>0</u>
Burglary Non-Residence	<u>0</u>	<u>0</u>	<u>0</u>	<u>0</u>	<u>0</u>	<u>0</u>	<u>0</u>	<u>0</u>	<u>0</u>	<u>0</u>
Burglary Residence	<u>17</u>	<u>2</u>	<u>1</u>	<u>2</u>	<u>4</u>	<u>1</u>	<u>2</u>	<u>1</u>	<u>1</u>	<u>3</u>
Homicide	<u>0</u>	<u>0</u>	<u>0</u>	<u>0</u>	<u>0</u>	<u>0</u>	<u>0</u>	<u>0</u>	<u>0</u>	<u>0</u>
Larceny All Other	<u>23</u>	<u>1</u>	<u>2</u>	<u>6</u>	<u>1</u>	<u>3</u>	<u>2</u>	<u>3</u>	<u>1</u>	<u>4</u>
Larceny Carbreak	<u>10</u>	<u>2</u>	<u>2</u>	<u>2</u>	<u>1</u>	<u>0</u>	<u>1</u>	<u>1</u>	<u>0</u>	<u>1</u>
Larceny Shoplifting	<u>8</u>	<u>0</u>	<u>0</u>	<u>2</u>	<u>0</u>	<u>0</u>	<u>3</u>	<u>0</u>	<u>2</u>	<u>1</u>
Robbery Armed	<u>2</u>	<u>0</u>	<u>1</u>	<u>0</u>	<u>0</u>	<u>1</u>	<u>0</u>	<u>0</u>	<u>0</u>	<u>0</u>
Robbery Strongarmed	<u>0</u>	<u>0</u>	<u>0</u>	<u>0</u>	<u>0</u>	<u>0</u>	<u>0</u>	<u>0</u>	<u>0</u>	<u>0</u>
Sexual Battery	<u>2</u>	<u>0</u>	<u>1</u>	<u>0</u>	<u>0</u>	<u>0</u>	<u>0</u>	<u>0</u>	<u>0</u>	<u>1</u>

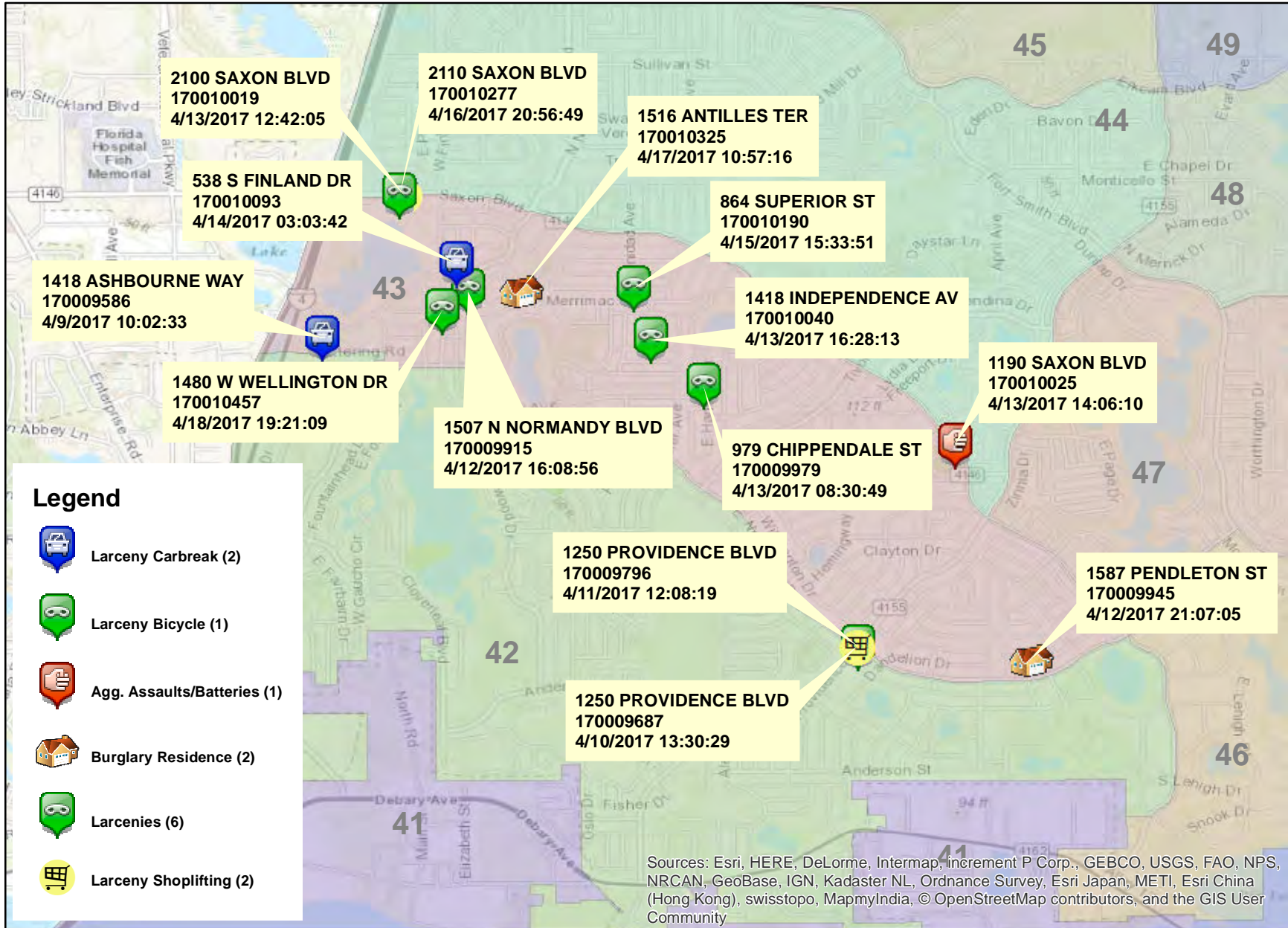
*The Aggravated Assault, Auto Theft,& Sexual Battery statistics reflect the total number of incidents, it does not indicate the total number of victims or vehicles.

The Highlighted numbers indicate zones with higher levels of activity.


Last UCR build date: 4/24/2017

District 4 Hot Zone 43

04/09/2017 thru 04/22/2017



Prepared by: VC Crime Center
 Crime Intelligence Analyst
 Volusia County Sheriff's Office
 Printed On: 4/25/2017



* Map reflects total number of Incidents and not total number of victims



This is not a legal document. due to address incompatibilities, some incidents may not be represented and the information on this map should not be viewed as the legal representation of property boundaries, roads, facilities. etc.

COMPSTAT REPORT

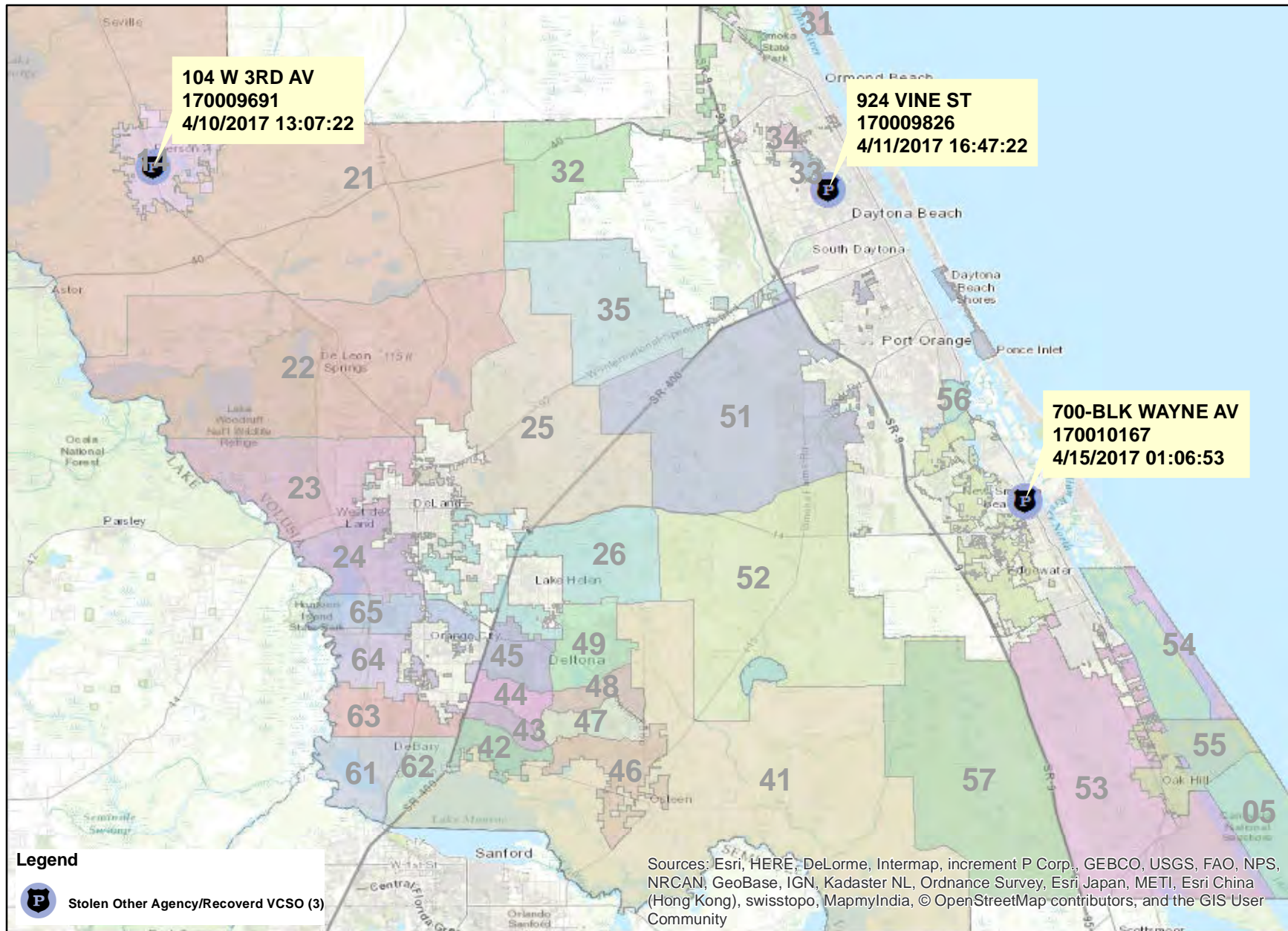


INVESTIGATIVE SERVICES SECTION

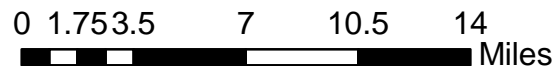
Period 17-8: Apr. 9, 2017 thru Apr. 22, 2017

Captain Paul W. Kammerer

Agencywide Auto Recoveries 04/09/2017 through 04/22/2017



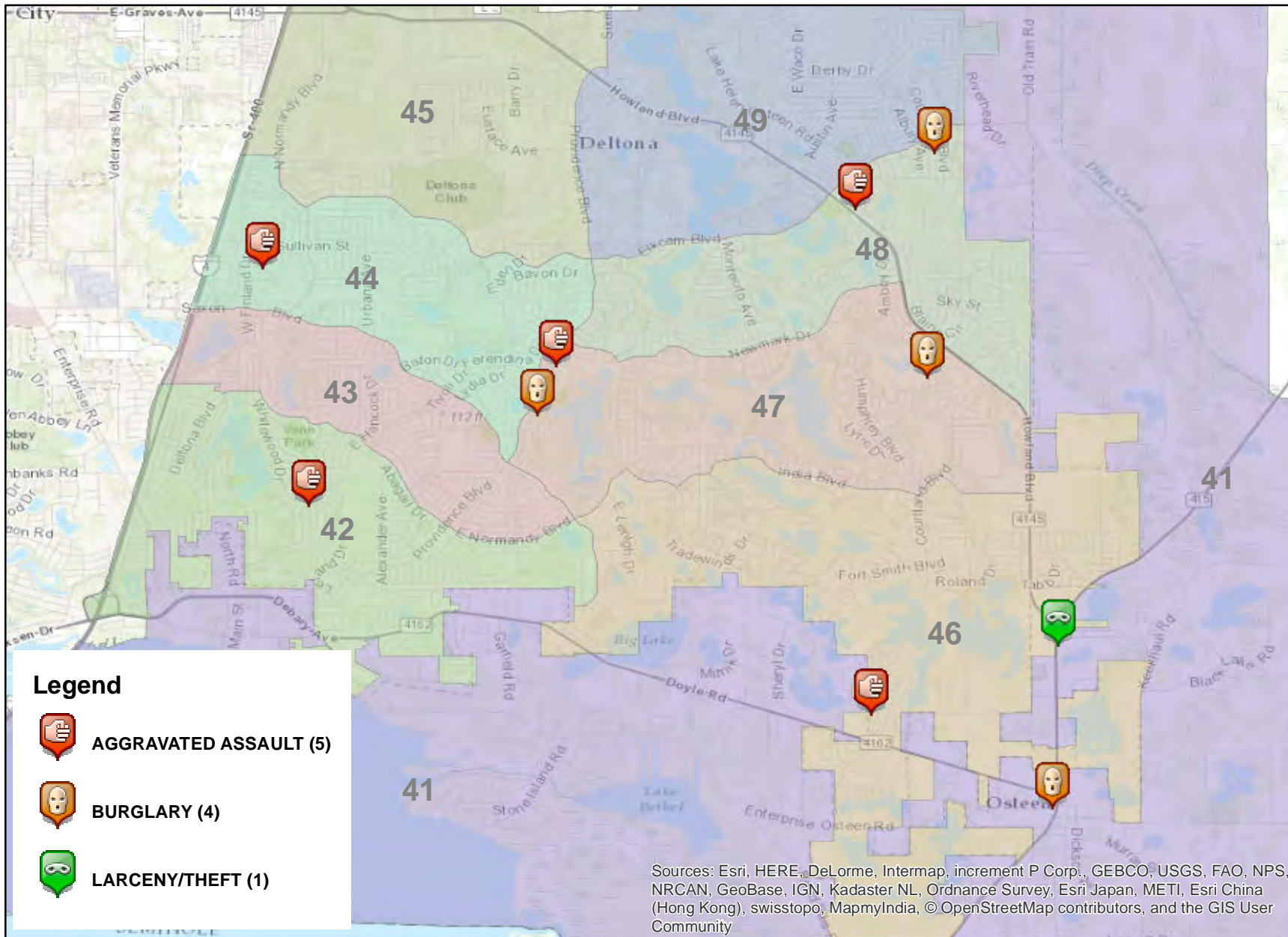
Prepared by: VC Crime Center
 Crime Intelligence Analyst
 Volusia County Sheriff's Office
 Printed On: 4/25/2017



This is not a legal document.
 Due to address incompatibilities, some incidents may not be represented and the information on this map should not be viewed as the legal representation of property boundaries, roads, facilities, etc.

District 4 Part I Arrests by Location

04/09/2017 thru 04/22/2017



Prepared by: VC Crime Center
 Crime Intelligence Analyst
 Volusia County Sheriff's Office
 Printed On: 4/25/2017

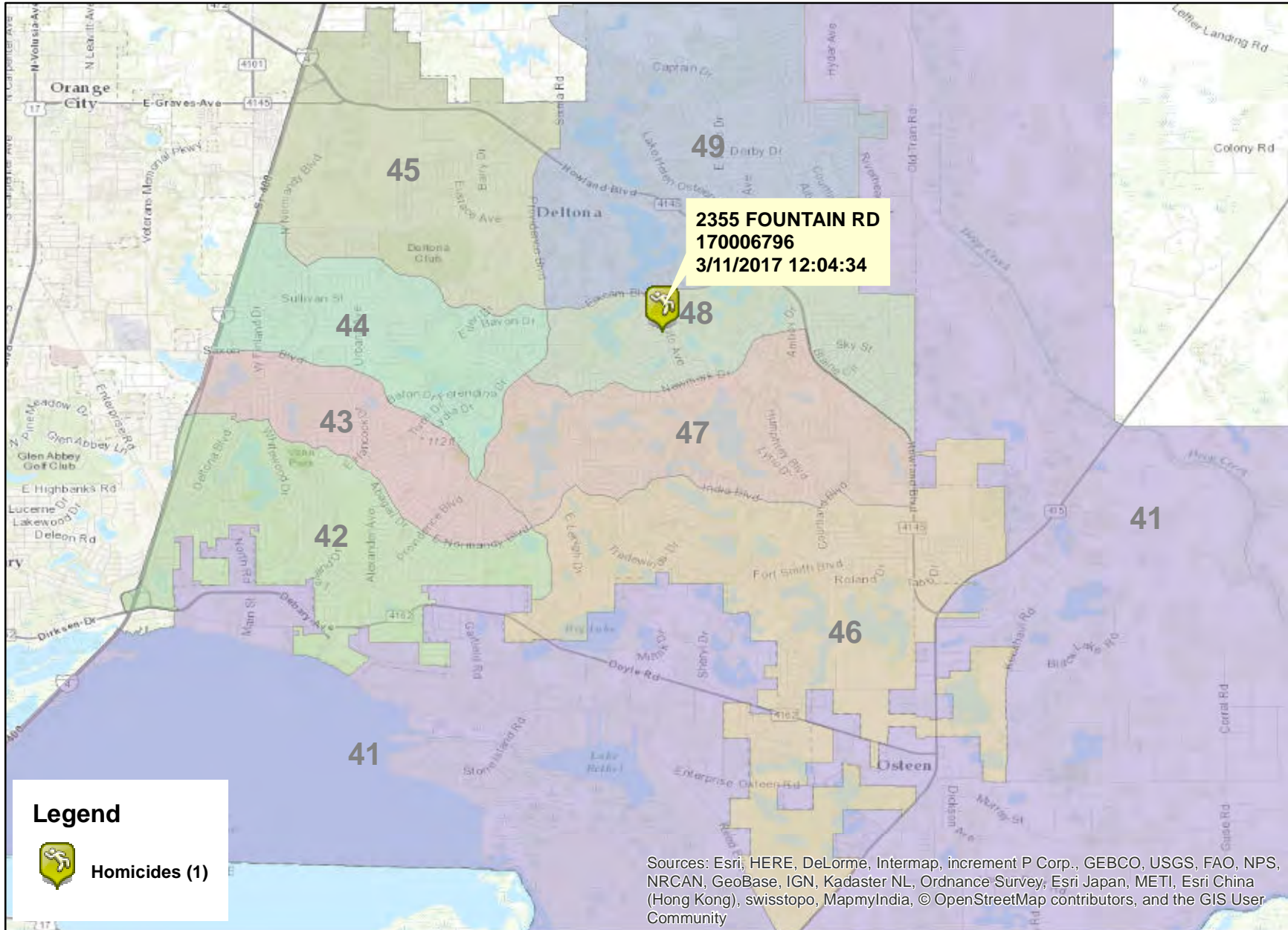


* Map reflects total number of Incidents and not total number of victims



This is not a legal document.
 due to address incompatibilities, some incidents may not be represented and the information on this map should not be viewed as the legal representation of property boundaries, roads, facilities. etc.

District 4 Homicides 2017



Prepared by: VC Crime Center
 Crime Intelligence Analyst
 Volusia County Sheriff's Office
 Printed On: 4/25/2017



* Map reflects total number of Incidents and not total number of victims



This is not a legal document.
 due to address incompatibilities, some incidents may not be represented and the information on this map should not be viewed as the legal representation of property boundaries, roads, facilities. etc.

COMPSTAT REPORT

UPCOMING DISTRICT 4 EVENTS

- **The First 100 Days:** A Volusia County Sheriff's Office Town Hall Event:
[May 1, 2017 at 1800 hours](#), Spruce Creek High School Auditorium,
801 Taylor Rd, Port Orange
- **DEA Drug Drop Off:** [Saturday, April 29, 2017 from 1000 – 1400 hours](#)
Sheriff's Office, 1691 Providence Boulevard, Deltona
- **Next CompStat Session:** [Thursday, May 11, 2017 at 0830 hours](#)
Deltona City Hall, Commission Chambers, 2345 Providence Boulevard
Reporting Period 17-9: April 23, 2017 through May 6, 2017